GEBERIT

GBP PRICES VALID FROM 1 APRIL 2025

GEBERIT DRAINAGE SYSTEMS PRODUCT GUIDE AND PRICE LIST

KNOW HOW INSTALLED

Geberit HDPE 7

Geberit Silent-db20 69

Geberit Silent-PP 97

Fire Protection, Sound Insulation and Moisture Protection 123

Air Admittance Valves for Drainage 129

Geberit Pluvia Roof Drainage Systems 133

Conventional Roof Drainage Systems 157

Floor Drainage Systems 163

Tools 169

Appendix 191

Swiss precision, spirit of innovation and art of engineering

Since the day it all began in 1874 in Switzerland, we have been defined by our experiences. Geberit has been among the pioneers of the industry and is still setting trends with comprehensive system solutions.

Those who use Geberit systems are playing safe. No uncertainties that can result when combining components from different manufacturers and no unnecessary material costs and installation workload. In addition, Geberit systems offer maximum reliability and economic viability, and cause a minimum of environmental impact.

Geberit Drainage Systems

Drainage means more than just draining away water –at least as far as Geberit is concerned. Geberit invests a good deal of know-how in the development of innovative products to ensure that drainage technology keeps pace with reality on the building site as well as continuing to meet high standards in terms of sound insulation and fire protection.

Geberit Drainage at a glance

- Commercial soil & waste drainage with Geberit HDPE
- High resistance to temperatures and chemicals
- Geberit Silent-db20 system for high acoustic requirements
- Remove the ventilation stack on high rise buildings with the Geberit Sovent
- Siphonic roof drainage available with Geberit Pluvia

A little Know-how goes a long way

Geberit provide installer training at purpose built training academies in Warwick and Dublin – providing the Know-how for installers to feel confident in installing Geberit products.

At Geberit we have a dedicated technical support team on hand and ready to help. To contact us call 01926 516800 or email technical@geberit.co.uk

Geberit at your fingertips

Also available to you is the Geberit ProApp where you can get access to product specifications, installation instructions and videos. You can also identify any Geberit product simply by scanning its barcode

ProApp QR-Code for Apple App Store:

ProApp QR-Code for Google Play Store:

From beginning to end

With an in-depth range of products and systems, Geberit provides innovative solutions for water supply, use and drainage. Once installed, many Geberit products remain invisible to the end user. And they fulfil their function for many decades thanks to their high level of quality and reliability.

Supply:

- Geberit Mapress pressfitting systems
- Geberit Mepla multilayer pipe system
- Geberit FlowFit multilayer system

Sanitary:

- Geberit AquaClean shower toilets
- Geberit Duofix for wall-hung solutions
- Geberit concealed cisterns and flushing mechanisms
- Geberit solutions for wet-room floors
- Touchless solutions for taps and WC actuation

Geberit HDPE

Preliminary remarks 9

Pipes 10

Fittings 11

Bends 11
Branch fittings 14
Reducers 22
Access pipes 24
Adaptors 25
Special fittings 25

Connections 27

Welding joints 27
Push-in connections 28
Adaptors to other product materials 30
Screwing joints 33
Flange connections 38
Flange bushings 40

Waste Fittings 40

Connection bends 40
Coupling sockets 44
Straight connectors 46
P-traps 46
Suction traps 47

Accessories 47

Pipe brackets 47
Fastenings for pipe brackets 50
Support shells 56
Sealings 57
Seals 59
Protection covers 64
Consumables 65

Preliminary remarks

Introduction to Geberit HDPE

The Geberit HDPE is the perfect commercial soil & waste and drainage system. With robust pipes available in all common diameters, from 32 mm to 315 mm, there is a comprehensive range of fittings and special fittings to suit most installations.

The piping material polyethylene is very light-weight, yet incredibly tough, and the connection technologies ensure permanent tightness and a high tensile strength.

The system includes thoroughly tested components for effective fire protection and sound insulation as well as practical tools for the building site and the workshop.

Benefits of Geberit HDPE

Light-weight
HDPE is light in weight compared to traditional cast iron

Clean installation
No chemicals used in the installation process

Chemical resistant
Resistant to a wide range of chemicals

Temperature resistant
Resistant to hot and cold

Impact resistant
Flexible materials absorbs impact

Wide range of fittings
Can adapt to other materials, as well as special fittings such as the soil manifold and sovent.

Technical assistance
Answer email & telephone enquiries, as well as project take offs

Experienced
More than 60 years of practical experience in drainage technology

Always consider

If you are unsure if Geberit HDPE can drain away your required chemical, take a look at the Geberit Drainage Installation Guide. If the required chemical does not appear in the list, please contact our technical team for approval.

Geberit HDPE is ideal for prefabrication, saving you time and money on site.

Use the correct tooling

There are two main connection methods, butt-welding and electrowelding.

Butt-welding:
- Great for prefabrication on or off site
- Media machine up to 160mm
- Universal machine up to 315mm

Electrowelding:
- Great for on site installations
- Use AW 315G (from Advanced Welding) 110v for up to 315mm

If you require any technical assistance, please contact the technical department on 01926 516800, or email technical@geberit.co.uk.

BBA APPROVAL INSPECTION TESTING CERTIFICATION
CERTIFICATE 19/5706

Pipes

Geberit HDPE pipe

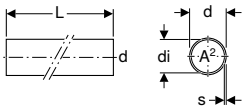

click & scan

Application purposes
- For building drainage
- For site drainage

Characteristics
- UV-resistant

Technical data

Product material	PE-HD

Art. no.	DN	d, ø [mm]	di, ø [mm]	s [mm]	L [m]	A² [cm²]	PN [bar]	S	SU4 [m]	SU2 [m]	GBP/m
379.000.16.0	30	32	26	3	5	5.3	10.3	12.5	590	5	4.33
360.000.16.0	40	40	34	3	5	9	8.1	12.5	415	5	4.77
361.000.16.0	50	50	44	3	5	15.2	6.4	12.5	540	5	5.80
363.000.16.0	56	56	50	3	5	19.6	5.7	12.5	685	5	7.24
364.000.16.0	60	63	57	3	5	25.4	5	12.5	250	5	7.95
365.000.16.0	70	75	69	3	5	37.3	4.1	12.5	510	5	9.69
366.000.16.0	90	90	83	3.5	5	54.1	4	12.5	405	5	13.47
367.000.16.0	100	110	101.4	4.3	5	80.7	4	12.5	475	5	18.62
368.000.16.0	125	125	115.2	4.9	5	104.5	4	12.5	385	5	27.09
369.000.16.0	150	160	147.6	6.2	5	171.1	4	12.5	195	5	43.05
370.000.16.0	200	200	187.6	6.2	5	276.4	3.2	16	70	5	57.07
371.000.16.0	250	250	234.4	7.8	5	431.5	3.2	16	55	5	89.18
372.000.16.0	300	315	295.4	9.8	5	685.3	3.2	16	40	5	139.49

Geberit HDPE pipe PN4

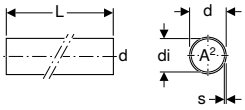

click & scan

Application purposes
- For building drainage
- For site drainage
- For discharge pipes with increased negative pressure

Characteristics
- UV-resistant

Technical data

Product material	PE-HD

Art. no.	DN	d, ø [mm]	di, ø [mm]	s [mm]	L [m]	A² [cm²]	PN [bar]	S	SU4 [m]	SU2 [m]	GBP/m
370.050.16.0	200	200	184.6	7.7	5	268.4	4	12.5	70	5	67.00
371.050.16.0	250	250	230.6	9.7	5	418.2	4	12.5	55	5	102.57
372.050.16.0	300	315	290.6	12.2	5	663.8	4	12.5	40	5	160.44

Fittings

Bends

Geberit HDPE bend

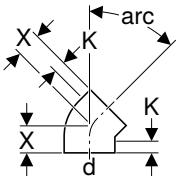

click & scan

Application purposes
- For building drainage
- For site drainage

Technical data

Product material	PE-HD

Characteristics
- Can be welded on both sides with electrofusion coupling
- UV-resistant

Art. no.	DN	d, ø [mm]	X [cm]	K [cm]	SU4 [pc.]	SU3 [pc.]	SU2 [pc.]	SU1 [pc.]	GBP/pc.
arc / angle: 45°									
360.045.16.1	40	40	4	2	2400	100	10	1	2.46
361.045.16.1	50	50	4.5	2	1600	100	10	1	2.73
363.045.16.1	56	56	4.5	2	1280	160	10	1	3.32
364.045.16.1	60	63	5	2	1040	260	10	1	3.62
365.045.16.1	70	75	5	2	800	100	10	1	5.35
366.045.16.1	90	90	5.5	2	480	60	10	1	7.34
367.045.16.1	100	110	6	2.5	280	70	10	1	8.02
368.045.16.1	125	125	6.5	2.5	200	50	10	1	12.99
369.045.16.1	150	160	6.9	2	120	10		1	33.53
370.045.16.1	200	200	18	2.5	28	7		1	94.11
arc / angle: 88.5°									
361.088.16.1	50	50	6	2	1200	50	10	1	3.55
363.088.16.1	56	56	6.5	2	1040	130	10	1	3.58
364.088.16.1	60	63	7	2	800	200	10	1	4.44
365.088.16.1	70	75	7.5	2	480	60	10	1	6.76
366.088.16.1	90	90	8	2	400	100	10	1	9.11
367.088.16.1	100	110	9.5	2.5	200	50	10	1	10.34
368.088.16.1	125	125	10	2.5	160	40	10	1	13.86
369.088.16.1	150	160	12	2.5	72	6		1	37.90

Geberit HDPE bend with large leg

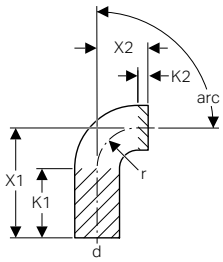

click & scan

Application purposes
- For building drainage
- For site drainage

Characteristics
- Large radius
- UV-resistant

Technical data

Product material	PE-HD

Art. no.	DN	d, ø [mm]	X1 [cm]	X2 [cm]	K1 max. [cm]	K2 max. [cm]	r [cm]	SU4 [pc.]	SU3 [pc.]	SU2 [pc.]	SU1 [pc.]	GBP/pc.
arc / angle: 15°												
367.015.16.1	100	110	18	7	15.5	4.5				10	1	26.16
369.015.16.1	150	160	7.5	7.5	4.5	4.5					1	52.34
arc / angle: 30°												
367.030.16.1	100	110	19.5	8.5	15.5	4.5			10		1	26.16
369.030.16.1	150	160	9.5	9.5	4.5	4.5				10	1	52.34
arc / angle: 45°												
365.046.16.1	70	75	9.1	5	6	2				10	1	10.23
367.046.16.1	100	110	14.7	6	11	2.5		160	40	10	1	10.29
arc / angle: 90°												
379.055.16.1	30	32	10	3	7		3	2400	100	10	1	4.68
360.055.16.1	40	40	15	3	12		3	1440	90	10	1	3.29
361.055.16.1	50	50	18	4	14		4	800	100	10	1	3.29
363.055.16.1	56	56	21	4	17		4	560	140	10	1	3.58
364.055.16.1	60	63	21	5	16		5	400	100	10	1	4.19
365.055.16.1	70	75	21	7	14		7	280	70	10	1	7.02
366.055.16.1	90	90	24	9	15		9	160	40	10	1	9.11
367.055.16.1	100	110	27	10	17		10	100	25		1	9.17
368.055.16.1	125	125	20	11	9		11	100	25		1	14.97
369.055.16.1	150	160	20	14	6		14	40	10		1	32.02

- Geberit HDPE bend with angles 15°, 30°, 45° and 88.5° can be welded on both legs with Geberit electrofusion couplings
- Geberit HDPE bend with angle 90° can be welded on the long leg with Geberit electrofusion couplings

Geberit HDPE segment bend

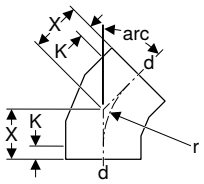

click & scan

Application purposes
- For building drainage
- For site drainage

Characteristics
- Can be welded on both sides with electrofusion coupling
- UV-resistant

Technical data

Product material	PE-HD

Art. no.	DN	d, ø [mm]	X [cm]	K [cm]	r [cm]	SU4 [pc.]	SU2 [pc.]	SU1 [pc.]	GBP/pc.
arc / angle: 15°									
370.015.16.1	200	200	15.5	4				1	88.20
371.015.16.1	250	250	10.3	0		36		1	121.20
372.015.16.1	300	315	10.3	0		20		1	143.28

Art. no.	DN	d, ø [mm]	X [cm]	K [cm]	r [cm]	SU4 [pc.]	SU2 [pc.]	SU1 [pc.]	GBP/pc.
arc / angle: 30°									
370.030.16.1	200	200	15	2	20			1	88.21
371.030.16.1	250	250	16	0	42	24		1	118.69
372.030.16.1	300	315	17	0	47.3	12		1	164.72
arc / angle: 45°									
371.045.16.1	250	250	16.5	0	29	20	5	1	148.36
372.045.16.1	300	315	18	0	32.5	12		1	209.63
arc / angle: 90°									
370.055.16.1	200	200	30	2.5	20	20		1	161.74
371.055.16.1	250	250	33.5	0	29	12		1	267.08
372.055.16.1	300	315	37	0	32.5	6		1	389.29

Geberit HDPE bend 90°, reduced, without leg

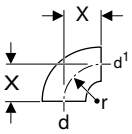

click & scan

Application purposes
- For building drainage
- For site drainage

Characteristics
- Large radius
- UV-resistant

Technical data

Product material	PE-HD

Art. no.	DN	d, ø [mm]	d1, ø [mm]	arc [°]	X [cm]	r [cm]	SU4 [pc.]	SU3 [pc.]	SU2 [pc.]	SU1 [pc.]	GBP/pc.
361.872.16.1	50 / 40	50	40	90	4	4			10	1	3.81
363.873.16.1	56 / 50	56	50	90	4	4			10	1	5.08
364.873.16.1	60 / 50	63	50	90	5	5			10	1	5.08
364.874.16.1	60 / 56	63	56	90	5	5	1600	100	10	1	5.08

Geberit HDPE BottomTurn bend

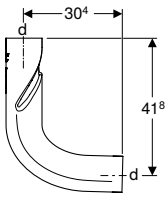

click & scan

Application purposes
- For building drainage
- For buildings with more than five floors (high-rise buildings)
- For use with Geberit HDPE Sovent fitting d110

Characteristics
- Can be welded on both sides with electrofusion coupling
- UV-resistant
- With SuperTube technology

Technical data

Product material	PE-HD

Art. no.	Colour / surface	DN	d, ø [mm]	Discharge rate [l/s]	arc [°]	SU2 [pc.]	SU1 [pc.]	GBP/pc.
367.615.16.1	black	100	110	≤ 12	90	6	1	189.55

Geberit HDPE BackFlip bend

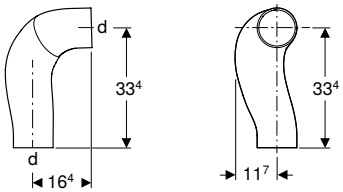

click & scan

Application purposes
- For building drainage
- For buildings with more than five floors (high-rise buildings)
- For use with Geberit HDPE Sovent fitting d110

Characteristics
- Can be welded on both sides with electrofusion coupling
- UV-resistant
- With SuperTube technology

Technical data

Product material	PE-HD

Art. no.	Colour / surface	DN	d, ø [mm]	Discharge rate [l/s]	arc [°]	SU2 [pc.]	SU1 [pc.]	GBP/pc.
367.616.16.1	black	100	110	≤ 12	90	6	1	87.67

Branch fittings

Geberit HDPE branch fitting 45°

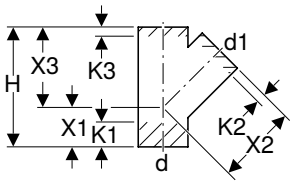

click & scan

Application purposes
- For building drainage
- For site drainage

Characteristics
- UV-resistant

Technical data

Product material	PE-HD

Art. no.	DN	d, ø [mm]	d1, ø [mm]	arc [°]	H [cm]	X1 [cm]	X2 [cm]	X3 [cm]	K1 max. [cm]	K2 max. [cm]	K3 max. [cm]	SU4 [pc.]	SU3 [pc.]	SU2 [pc.]	SU1 [pc.]	GBP/pc.
379.108.16.1	30 / 30	32	32	45	10.5	3.5	7	7	2	2	2		50	10	1	6.25
360.108.16.1	40 / 30	40	32	45	13.5	4.5	9	9	3	3.5	3.5			10		6.25
360.109.16.1	40 / 40	40	40	45	13.5	4.5	9	9	2.5	3	3	960	40	10	1	6.25
361.109.16.1	50 / 40	50	40	45	16.5	5.5	11	11	4	4.5	4.5	640	40	10	1	6.54
361.112.16.1	50 / 50	50	50	45	16.5	5.5	11	11	3.5	2	2	560	140	10	1	6.54
363.112.16.1	56 / 50	56	50	45	18	6	12	12	4	3	3	400	100	10	1	6.60
363.115.16.1	56 / 56	56	56	45	18	6	12	12	4	2.5	2.5	440	110	10	1	6.60
364.109.16.1	60 / 40	63	40	45	19.5	6.5	13	13	4.5	4.5	4	400	100	10	1	6.95
364.112.16.1	60 / 50	63	50	45	19.5	6.5	13	13	5	3	3	320	20	10	1	6.95
364.115.16.1	60 / 56	63	56	45	19.5	6.5	13	13	4.5	2.5	2.5	360	90	10	1	6.95
364.120.16.1	60 / 60	63	63	45	19.5	6.5	13	13	4	2	2	320	80	10	1	6.95
365.109.16.1	70 / 40	75	40	45	21	7	14	14	6.5	5	6			10	1	8.17
365.112.16.1	70 / 50	75	50	45	21	7	14	14	6	3	4	240	60	10	1	8.17
365.115.16.1	70 / 56	75	56	45	21	7	14	14	5.5	2.5	3.5	240	60	10	1	8.17
365.120.16.1	70 / 60	75	63	45	21	7	14	14	4.5	2.5	3.5	240	60	10	1	8.17
365.125.16.1	70 / 70	75	75	45	21	7	14	14	4	2.5	2.5	240	60	10	1	8.17
366.109.16.1	90 / 40	90	40	45	24	8	16	16	7.5	5.5	6.5	160	40	10	1	11.33
366.112.16.1	90 / 50	90	50	45	24	8	16	16	8	4	5	160	40	10	1	11.33
366.115.16.1	90 / 56	90	56	45	24	8	16	16	7.5	3.5	4.5	160	10		1	11.33
366.120.16.1	90 / 60	90	63	45	24	8	16	16	7	3	4	180	45		1	11.33
366.125.16.1	90 / 70	90	75	45	24	8	16	16	6.5	3	3.5	160	40		1	11.33
366.130.16.1	90 / 90	90	90	45	24	8	16	16	5	2	2	160	10		1	11.33
367.109.16.1	100 / 40	110	40	45	27	9	18	18	9.5	6	7.5	160	20		1	14.31
367.112.16.1	100 / 50	110	50	45	27	9	18	18	9.5	5	5.5	160	20		1	14.31
367.115.16.1	100 / 56	110	56	45	27	9	18	18	9	4	4.5	160	20		1	14.31
367.120.16.1	100 / 60	110	63	45	27	9	18	18	8.5	3.5	4	160	20		1	14.31
367.125.16.1	100 / 70	110	75	45	27	9	18	18	7.5	3	3.5	160	20		1	14.31
367.130.16.1	100 / 90	110	90	45	27	9	18	18	6.5	2.5	3	160	20		1	14.31
367.135.16.1	100 / 100	110	110	45	27	9	18	18	5.5	2	2	160	20		1	14.31

Art. no.	DN	d, ø [mm]	d1, ø [mm]	arc [°]	H [cm]	X1 [cm]	X2 [cm]	X3 [cm]	K1 max. [cm]	K2 max. [cm]	K3 max. [cm]	SU4 [pc.]	SU3 [pc.]	SU2 [pc.]	SU1 [pc.]	GBP/pc.
368.120.16.1	125 / 60	125	63	45	30	10	20	20	10.5	4.5	6	80	20		1	19.63
368.125.16.1	125 / 70	125	75	45	30	10	20	20	9.5	4	5	80	20		1	19.63
368.130.16.1	125 / 90	125	90	45	30	10	20	20	8.5	3	3.5	60	15		1	19.63
368.135.16.1	125 / 100	125	110	45	30	10	20	20	7	2.5	2.5	60	15		1	19.63
368.139.16.1	125 / 125	125	125	45	30	10	20	20	6	2	2	80	20		1	19.63
369.125.16.1	150 / 70	160	75	45	37.5	12.5	25	25	13.5	6.5	7.5	40	5		1	66.98
369.130.16.1	150 / 90	160	90	45	37.5	12.5	25	25	12.5	5.5	6.5			5	1	66.98
369.135.16.1	150 / 100	160	110	45	37.5	12.5	25	25	11	4.5	5.5	40		5	1	66.98
369.139.16.1	150 / 125	160	125	45	37.5	12.5	25	25	10	4	5	40	5		1	66.98
369.145.16.1	150 / 150	160	160	45	37.5	12.5	25	25	7.5	2.5	2.5	32	4		1	66.98
370.125.16.1	200 / 70	200	75	45	54	18	36	36	8.5	10	2.5	18			1	146.99
370.135.16.1	200 / 100	200	110	45	54	18	36	36	7.5	10	0	20		5	1	146.99
370.139.16.1	200 / 125	200	125	45	54	18	36	36	5.5	9	0	16		4	1	146.99
370.145.16.1	200 / 150	200	160	45	54	18	36	36	4	5.5	0	16		4	1	152.90
370.146.16.1	200 / 200	200	200	45	54	18	36	36	0	0	0	14			1	220.50
371.135.16.1	250 / 100	250	110	45	66	22	44	44	14	10	7.5	9			1	252.24
371.139.16.1	250 / 125	250	125	45	66	22	44	44	13	13	6.5	9			1	252.24
371.145.16.1	250 / 150	250	160	45	66	22	44	44	10.5	10	0	9			1	267.08
371.146.16.1	250 / 200	250	200	45	66	22	44	44	7.5	0	1.5	8			1	267.08
371.147.16.1	250 / 250	250	250	45	66	22	44	44	4	0	0	8			1	356.08
372.135.16.1	300 / 100	315	110	45	84	28	56	56	23	20	16	4			1	419.22
372.139.16.1	300 / 125	315	125	45	84	28	56	56	21.5	20	14.5	4			1	419.22
372.145.16.1	300 / 150	315	160	45	84	28	56	56	19.5	17.5	12.5	4			1	419.22
372.146.16.1	300 / 200	315	200	45	84	28	56	56	16.5	5	10	4			1	449.15
372.147.16.1	300 / 250	315	250	45	84	28	56	56	13	5.5	6.5	3			1	449.15
372.148.16.1	300 / 300	315	315	45	84	28	56	56	8.5	2	2	3			1	539.03

Geberit HDPE branch fitting 88.5°, swept entry

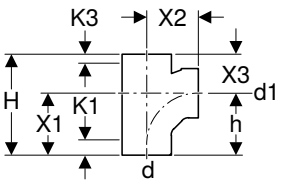

click & scan

Application purposes
- For building drainage

Technical data

Product material	PE-HD

Characteristics
- Swept entry
- UV-resistant

Art. no.	DN	d, ø [mm]	d1, ø [mm]	arc [°]	H [cm]	h [cm]	X1 [cm]	X2 [cm]	X3 [cm]	K1 max. [cm]	K3 max. [cm]	SU4 [pc.]	SU3 [pc.]	SU1 [pc.]	GBP/pc.
367.163.16.1	100 / 100	110	110	88.5	22.5	13.8	13.5	11.5	9	2.5	0	120	30	1	14.57

Geberit HDPE branch fitting 88.5°

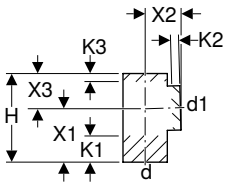

click & scan

Application purposes
- For building drainage
- For site drainage

Characteristics
- UV-resistant

Technical data

Product material	PE-HD

Art. no.	DN	d, ø [mm]	d1, ø [mm]	arc [°]	H [cm]	X1 [cm]	X2 [cm]	X3 [cm]	K1 max. [cm]	K2 max. [cm]	K3 max. [cm]	SU4 [pc.]	SU3 [pc.]	SU2 [pc.]	SU1 [pc.]	GBP/pc.
379.158.16.1	30 / 30	32	32	88.5	8.5	5	3.5	3.5	2.5	1	1		50	10	1	6.25
360.158.16.1	40 / 30	40	32	88.5	13	7.5	5.5	5.5	5	2.5	2			10	1	6.25
360.159.16.1	40 / 40	40	40	88.5	13	7.5	5.5	5.5	4.5	2.5	2.5		50	10	1	6.25
361.159.16.1	50 / 40	50	40	88.5	15	9	6	6	6	2.5	3			10	1	6.54
361.162.16.1	50 / 50	50	50	88.5	15	9	6	6	5.5	2.5	2.5	800	50	10	1	6.54
363.162.16.1	56 / 50	56	50	88.5	17.5	10.5	7	7	7	3	3.5			10	1	6.60
363.165.16.1	56 / 56	56	56	88.5	17.5	10.5	7	7	6.5	3	3	480	30	10	1	6.60
364.159.16.1	60 / 40	63	40	88.5	17.5	10.5	7	7	7	3	3			10	1	6.95
364.162.16.1	60 / 50	63	50	88.5	17.5	10.5	7	7	7	3	3.5			10	1	6.95
364.165.16.1	60 / 56	63	56	88.5	17.5	10.5	7	7	6.5	3	3	480	120	10	1	6.95
364.170.16.1	60 / 60	63	63	88.5	17.5	10.5	7	7	6	3	3	480	120	10	1	6.95
365.159.16.1	70 / 40	75	40	88.5	17.5	10.5	7	7	7.5	2.5	4			10	1	8.68
365.162.16.1	70 / 50	75	50	88.5	17.5	10.5	7	7	7	2.5	3.5	360	90	10	1	8.68
365.165.16.1	70 / 56	75	56	88.5	17.5	10.5	7	7	6.5	2.5	3	360	90	10	1	8.68
365.170.16.1	70 / 60	75	63	88.5	17.5	10.5	7	7	6	2.5	2.5	400	100	10	1	8.68
365.175.16.1	70 / 70	75	75	88.5	17.5	10.5	7	7	5.5	2.5	2.5	320	80	10	1	8.68
366.159.16.1	90 / 40	90	40	88.5	20	12	8	8	8.5	2.5	4.5	240	60		1	10.74
366.162.16.1	90 / 50	90	50	88.5	20	12	8	8	8.5	2.5	4.5	160	10		1	10.74
366.165.16.1	90 / 56	90	56	88.5	20	12	8	8	8	2.5	4	160	10		1	10.74
366.170.16.1	90 / 60	90	63	88.5	20	12	8	8	7.5	2.5	3.5	240	60		1	10.74
366.175.16.1	90 / 70	90	75	88.5	20	12	8	8	7	2.5	3	160	10		1	10.74
366.180.16.1	90 / 90	90	90	88.5	20	12	8	8	6.5	2.5	2.5	160	10		1	10.74
367.159.16.1	100 / 40	110	40	88.5	22.5	13.5	9	9	10	2.5	6	160	40		1	12.90
367.162.16.1	100 / 50	110	50	88.5	22.5	13.5	9	9	9.5	2.5	5	160	40		1	12.90
367.165.16.1	100 / 56	110	56	88.5	22.5	13.5	9	9	9	2.5	4.5	160	40		1	12.90
367.170.16.1	100 / 60	110	63	88.5	22.5	13.5	9	9	9	2.5	4	160	40		1	12.90
367.175.16.1	100 / 70	110	75	88.5	22.5	13.5	9	9	8.5	2.5	3.5	140	35		1	12.90
367.180.16.1	100 / 90	110	90	88.5	22.5	13.5	9	9	7.5	2.5	3	120	30		1	12.90
367.185.16.1	100 / 100	110	110	88.5	22.5	13.5	9	9	6.5	2	2	120	30		1	12.90
368.162.16.1	125 / 50	125	50	88.5	25	15	10	10	11	2.5	6	80	5		1	19.63
368.165.16.1	125 / 56	125	56	88.5	25	15	10	10	10.5	2.5	5.5	80	5		1	19.63
368.170.16.1	125 / 60	125	63	88.5	25	15	10	10	10.5	2.5	5	80	5		1	19.63
368.175.16.1	125 / 70	125	75	88.5	25	15	10	10	10	2.5	4.5	80	5		1	19.63
368.180.16.1	125 / 90	125	90	88.5	25	15	10	10	9	2.5	4	80	5		1	19.63
368.185.16.1	125 / 100	125	110	88.5	25	15	10	10	8	2	3	100	25		1	19.63
368.189.16.1	125 / 125	125	125	88.5	25	15	10	10	7	2	2	80	20		1	19.63
369.175.16.1	150 / 70	160	75	88.5	35	21	14	14	15	4.5	8			5	1	72.89
369.185.16.1	150 / 100	160	110	88.5	35	21	14	14	13.5	4.5	6	40		5	1	72.89
369.189.16.1	150 / 125	160	125	88.5	35	21	14	14	12.5	4.5	5				1	72.89
369.195.16.1	150 / 150	160	160	88.5	35	21	14	14	10.5	3.5	3			5	1	72.89
370.180.16.1	200 / 90	200	90	88.5	36	18	18	18	0	3	0	20			1	205.80
370.185.16.1	200 / 100	200	110	88.5	36	18	18	18	0	3	0	32			1	146.99
370.189.16.1	200 / 125	200	125	88.5	36	18	18	18	0	3	0	32			1	146.99
370.195.16.1	200 / 150	200	160	88.5	36	18	18	18	0	2	0	30			1	146.99
370.196.16.1	200 / 200	200	200	88.5	40	20	20	20	0	0	0	20			1	146.99
371.185.16.1	250 / 100	250	110	88.5	44	22	22	22	3.5	4	3.5	15			1	207.73
371.189.16.1	250 / 125	250	125	88.5	44	22	22	22	3	4	3	8			1	207.73
371.195.16.1	250 / 150	250	160	88.5	44	22	22	22	0	3.5	0	16			1	207.73
371.196.16.1	250 / 200	250	200	88.5	48	24	24	24	0	0	0	14			1	207.73
371.197.16.1	250 / 250	250	250	88.5	48	24	24	24	0	0	0	13			1	207.73
372.185.16.1	300 / 100	315	110	88.5	56	28	28	28	9.5	6	9.5	6			1	239.58
372.189.16.1	300 / 125	315	125	88.5	56	28	28	28	9	6	9	6			1	239.58
372.195.16.1	300 / 150	315	160	88.5	56	28	28	28	7	6	7	6			1	239.58
372.196.16.1	300 / 200	315	200	88.5	56	28	28	28	4.5	0	4.5	6			1	239.58
372.197.16.1	300 / 250	315	250	88.5	56	28	28	28	2	0	2	6			1	239.58
372.198.16.1	300 / 300	315	315	88.5	56	28	28	28	0	0	0	5			1	299.44

Geberit HDPE double branch fitting 45°

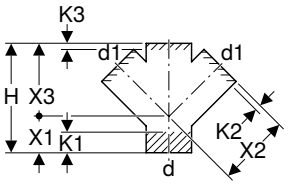

click & scan

Application purposes
- For building drainage
- For site drainage
- For vertical installation

Characteristics
- UV-resistant

Technical data

Product material	PE-HD

Art. no.	DN	d, ø [mm]	d1, ø [mm]	arc [°]	H [cm]	X1 [cm]	X2 [cm]	X3 [cm]	K1 max. [cm]	K2 max. [cm]	K3 max. [cm]	SU4 [pc.]	SU3 [pc.]	SU1 [pc.]	GBP/pc.
367.209.16.1	100 / 40	110	40	45	27	9	18	18	9.5	6	7.5			1	25.80
367.212.16.1	100 / 50	110	50	45	27	9	18	18	9.5	6	7.5	100	25	1	25.80
367.235.16.1	100 / 100	110	110	45	27	9	18	18	5	1.5	1.5	72	18	1	25.80

Geberit HDPE double branchball 88.5°, connections 90° offset

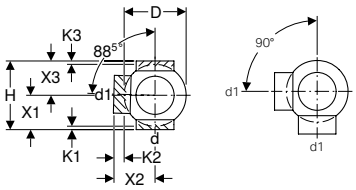

click & scan

Application purposes
- For building drainage

Characteristics
- UV-resistant

Technical data

Product material	PE-HD

Art. no.	DN	d, ø [mm]	d1, ø [mm]	arc [°]	arc2 [°]	D [cm]	H [cm]	X1 [cm]	X2 [cm]	X3 [cm]	K1 max. [cm]	K2 max. [cm]	K3 max. [cm]	SU4 [pc.]	SU2 [pc.]	SU1 [pc.]	GBP/pc.
364.320.16.1	60 / 60	63	63	88.5	90	10	16	8	10	8	1.5	4.5	1.5			1	38.88
365.325.16.1	70 / 70	75	75	88.5	90	12	16	8	10	8	1.5	3.5	1.5			1	39.27
366.330.16.1	90 / 90	90	90	88.5	90	14	18	9	11	9	2	4	2			1	42.45
367.315.16.1	100 / 56	110	56	88.5	90	17	20	10	12	10	1.5	1.5	1.5			1	48.56
367.320.16.1	100 / 60	110	63	88.5	90	17	20	10	12	10	1.5	1.5	1.5			1	48.56
367.325.16.1	100 / 70	110	75	88.5	90	17	20	10	12	10	1.5	1.5	1.5			1	48.56
367.330.16.1	100 / 90	110	90	88.5	90	17	20	10	12	10	1.5	1.5	1.5			1	48.56
367.335.16.1	100 / 100	110	110	88.5	90	17	20	10	12	10	1.5	4	1.5	96	12	1	48.56
368.335.16.1	125 / 100	125	110	88.5	90	18	20	10	12.5	10	1.5	4	1.5			1	49.06
369.335.16.1	150 / 100	160	110	88.5	90	23	25	12.5	16	12.5	2	1.5	2			1	87.42

Geberit HDPE double branchball 88.5°, connections 135° offset

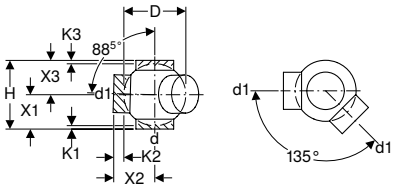

click & scan

Application purposes
- For building drainage

Characteristics
- UV-resistant

Technical data

Product material	PE-HD

Art. no.	DN	d, ø [mm]	d1, ø [mm]	arc [°]	arc2 [°]	D [cm]	H [cm]	X1 [cm]	X2 [cm]	X3 [cm]	K1 max. [cm]	K2 max. [cm]	K3 max. [cm]	SU1 [pc.]	GBP/pc.
364.370.16.1	60 / 60	63	63	88.5	135	10	16	8	10	8	1.5	4.5	1.5	1	41.72
365.375.16.1	70 / 70	75	75	88.5	135	12	16	8	10	8	1.5	3.5	1.5	1	42.10
366.380.16.1	90 / 90	90	90	88.5	135	14	18	9	11	9	2	4	2	1	45.30
367.362.16.1	100 / 40	110	50	88.5	135	17	20	10	12	10	1.5	1.5	1.5	1	51.44
367.365.16.1	100 / 56	110	56	88.5	135	17	20	10	12	10	1.5	1.5	1.5	1	51.44
367.370.16.1	100 / 60	110	63	88.5	135	17	20	10	12	10	1.5	1.5	1.5	1	51.44
367.375.16.1	100 / 70	110	75	88.5	135	17	20	10	12	10	1.5	1.5	1.5	1	51.44
367.380.16.1	100 / 90	110	90	88.5	135	17	20	10	12	10	1.5	1.5	1.5	1	51.44
367.385.16.1	100 / 100	110	110	88.5	135	17	20	10	12	10	1.5	4	1.5	1	51.44
368.385.16.1	125 / 100	125	110	88.5	135	18	20	10	12.5	10	1.5	4	1.5	1	57.69
369.385.16.1	150 / 100	160	110	88.5	135	23	25	12.5	16	12.5	2	1.5	2	1	87.42

Geberit HDPE double branchball 88.5°, connections 180° offset

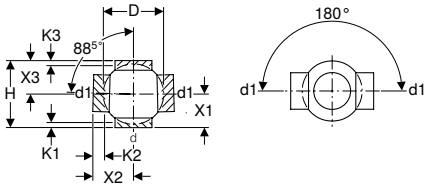

click & scan

Application purposes
- For building drainage

Characteristics
- UV-resistant

Technical data

Product material	PE-HD

Art. no.	DN	d, ø [mm]	d1, ø [mm]	arc [°]	arc2 [°]	D [cm]	H [cm]	X1 [cm]	X2 [cm]	X3 [cm]	K1 max. [cm]	K2 max. [cm]	K3 max. [cm]	SU1 [pc.]	GBP/pc.
364.270.16.1	60 / 60	63	63	88.5	180	10	16	8	10	8	1.5	4.5	1.5	1	38.88
365.275.16.1	70 / 70	75	75	88.5	180	12	16	8	10	8	1.5	3.5	1.5	1	39.27
366.280.16.1	90 / 90	90	90	88.5	180	14	18	9	11	9	2	4	2	1	42.45
367.262.16.1	100 / 40	110	50	88.5	180	17	20	10	12	10	1.5	1.5	1.5	1	48.56
367.265.16.1	100 / 56	110	56	88.5	180	17	20	10	12	10	1.5	1.5	1.5	1	48.56
367.270.16.1	100 / 60	110	63	88.5	180	17	20	10	12	10	1.5	1.5	1.5	1	48.56
367.275.16.1	100 / 70	110	75	88.5	180	17	20	10	12	10	1.5	1.5	1.5	1	48.56
367.280.16.1	100 / 90	110	90	88.5	180	17	20	10	12	10	1.5	1.5	1.5	1	48.56
367.285.16.1	100 / 100	110	110	88.5	180	17	20	10	12	10	1.5	4	1.5	1	48.56
368.285.16.1	125 / 100	125	110	88.5	180	18	20	10	12.5	10	1.5	4	1.5	1	49.06
369.285.16.1	150 / 100	160	110	88.5	180	23	25	12.5	16	12.5	2	1.5	2	1	87.42

Geberit HDPE triple branchball 88.5°, connections 90° offset

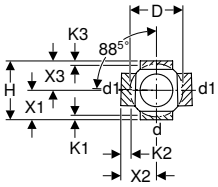

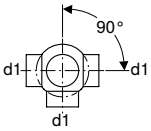

click & scan

Application purposes
- For building drainage

Characteristics
- UV-resistant

Technical data

Product material	PE-HD

Art. no.	DN	d, ø [mm]	d1, ø [mm]	arc [°]	arc2 [°]	D [cm]	H [cm]	X1 [cm]	X2 [cm]	X3 [cm]	K1 max. [cm]	K2 max. [cm]	K3 max. [cm]	SU1 [pc.]	GBP/pc.
364.605.16.1	60 / 60	63	63	88.5	90	10	16	8	10	8	1.5	4.5	1.5	1	49.98
365.605.16.1	70 / 70	75	75	88.5	90	12	16	8	10	8	1.5	3.5	1.5	1	50.46
366.605.16.1	80 / 80	90	90	88.5	90	14	18	9	11	9	2	4	2	1	56.62
367.605.16.1	100 / 100	110	110	88.5	90	17	20	10	12	10	1.5	4	1.5	1	57.18
368.605.16.1	125 / 100	125	110	88.5	90	18	20	10	12	10	1.5	4	1.5	1	66.40
369.605.16.1	150 / 100	160	110	88.5	90	23	25	12.5	16	12.5	2	1.5	2	1	93.89

Geberit HDPE triple branchball 88.5°, connections 135° offset

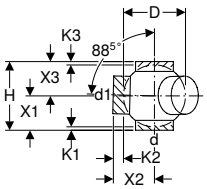

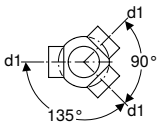

click & scan

Application purposes
- For building drainage

Characteristics
- UV-resistant

Technical data

Product material	PE-HD

Art. no.	DN	d, ø [mm]	d1, ø [mm]	arc [°]	arc2 [°]	D [cm]	H [cm]	X1 [cm]	X2 [cm]	X3 [cm]	K1 max. [cm]	K2 max. [cm]	K3 max. [cm]	SU1 [pc.]	GBP/pc.
364.600.16.1	60 / 60	63	63	88.5	135	10	16	8	10	8	1.5	4.5	1.5	1	45.50
365.600.16.1	70 / 70	75	75	88.5	135	12	16	8	10	8	1.5	3.5	1.5	1	58.92
367.600.16.1	100 / 100	110	110	88.5	135	17	20	10	12	10	1.5	4	1.5	1	59.15
368.600.16.1	125 / 100	125	110	88.5	135	18	20	10	12	10	1.5	4	1.5	1	68.61

Geberit HDPE quadruple branchball 88.5°, connections 90° offset

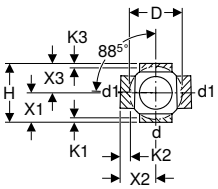

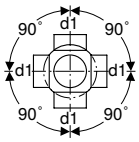

click & scan

Application purposes
- For building drainage

Characteristics
- UV-resistant

Technical data

Product material	PE-HD

Art. no.	DN	d, ø [mm]	d1, ø [mm]	arc [°]	arc2 [°]	D [cm]	H [cm]	X1 [cm]	X2 [cm]	X3 [cm]	K1 max. [cm]	K2 max. [cm]	K3 max. [cm]	SU1 [pc.]	GBP/pc.
364.610.16.1	60 / 60	63	63	88.5	90	10	16	8	10	8	1.5	4.5	1.5	1	52.79
365.610.16.1	70 / 70	75	75	88.5	90	12	16	8	10	8	1.5	3.5	1.5	1	53.30
367.610.16.1	100 / 100	110	110	88.5	90	17	20	10	12	10	1.5	4	1.5	1	65.74
368.610.16.1	125 / 100	125	110	88.5	90	18	20	10	12.5	10	1.5	4	1.5	1	72.14
369.610.16.1	150 / 100	160	110	88.5	90	23	25	12.5	16	12.5	2	1.5	2	1	121.78

Geberit HDPE quadruple branch fitting 88.5°

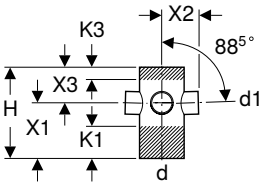

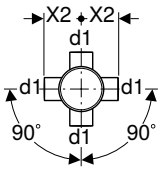

click & scan

Application purposes
- For building drainage
- For site drainage

Characteristics
- UV-resistant

Technical data

Product material	PE-HD

Art. no.	DN	d, ø [mm]	d1, ø [mm]	arc [°]	H [cm]	X1 [cm]	X2 [cm]	X3 [cm]	K1 max. [cm]	K3 max. [cm]	SU4 [pc.]	SU3 [pc.]	SU1 [pc.]	GBP/pc.
367.445.16.1	100 / 56	110	56	88.5	22.5	13.5	9	9	7.5	3	120	15	1	52.88

Geberit HDPE breeches branch fitting 2 x 30°

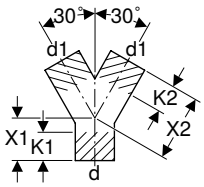

click & scan

Application purposes
- For building drainage
- For site drainage
- For vertical installation

Characteristics
- UV-resistant

Technical data

Product material	PE-HD

Art. no.	DN	d, ø [mm]	d1, ø [mm]	arc [°]	X1 [cm]	X2 [cm]	K1 max. [cm]	K2 max. [cm]	SU2 [pc.]	SU1 [pc.]	GBP/pc.
361.459.16.1	50 / 40	50	40	30	5.5	11	4	5	10	1	8.18
361.462.16.1	50 / 50	50	50	30	5.5	11	3	4	10	1	12.26
363.462.16.1	56 / 50	56	50	30	6	12	4	5	10	1	12.40
363.465.16.1	56 / 56	56	56	30	1.8	5.3	0	0	10	1	12.40
364.462.16.1	60 / 50	63	50	30	6.5	13	5	6	10	1	13.91
364.465.16.1	60 / 56	63	56	30	6.5	13	4	6	10	1	13.91
365.465.16.1	70 / 56	75	56	30	7	14	6	7	10	1	17.70
365.470.16.1	70 / 60	75	63	30	7	14	5	6	10	1	17.70
367.480.16.1	100 / 90	110	90	30	9	18	7	7	8	1	22.87
367.481.16.1	100 / 100	110	110	30	9	10.2	5	0		1	22.87

Geberit HDPE breeches branch fitting 2 x 90°

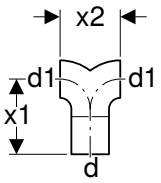

click & scan

Application purposes
- For building drainage
- For site drainage
- For vertical installation

Characteristics
- UV-resistant

Technical data

Product material	PE-HD

Art. no.	DN	d, ø [mm]	d1, ø [mm]	arc [°]	X1 [cm]	X2 [cm]	SU1 [pc.]	GBP/pc.
361.498.16.1	50 / 50	50	50	90	10	8	1	33.99

Geberit HDPE breeches branch fitting 2 x 90° with large legs

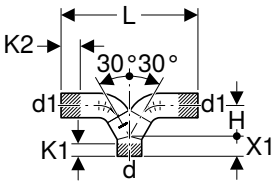

click & scan

Application purposes
- For building drainage
- For vertical installation

Characteristics
- UV-resistant

Technical data

Product material	PE-HD

Art. no.	DN	d, ø [mm]	d1, ø [mm]	arc [°]	L [cm]	H [cm]	X1 [cm]	K1 max. [cm]	K2 max. [cm]	SU2 [pc.]	SU1 [pc.]	GBP/pc.
363.457.16.1	56 / 50	56	50	90	41.5	7.5	6	4.3	14	5	1	58.44
367.003.16.1	100 / 100	110	110	90	68.5	11	9.8	5	20.4		1	122.29
367.458.16.1	100 / 100	110	110	90	61.7	13	9.8	5	17		1	112.49

Reducers

Geberit HDPE reducer, eccentric, short

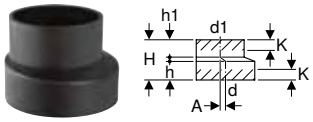

click & scan

Application purposes
- For building drainage
- For site drainage

Characteristics
- Eccentric
- UV-resistant

Technical data

Product material	PE-HD

Art. no.	DN	d, ø [mm]	d1, ø [mm]	A [cm]	H [cm]	h [cm]	h1 [cm]	K [cm]	SU4 [pc.]	SU3 [pc.]	SU2 [pc.]	SU1 [pc.]	GBP/pc.
361.558.16.1	50 / 40	50	40	0.5	8	3.5	3.7	2		100	10	1	3.55
363.558.16.1	56 / 40	56	40	0.8	8	3.5	3.7	2	1200	50	10	1	3.84
363.561.16.1	56 / 50	56	50	0.3	8	3.5	3.7	2	1600	100	10	1	3.84
364.558.16.1	60 / 40	63	40	1.2	8	3.5	3.7	2			10	1	4.19
364.561.16.1	60 / 50	63	50	0.7	8	3.5	3.7	2	1200	50	10	1	4.19
364.566.16.1	60 / 56	63	56	0.4	8	3.5	3.7	2	1200	50	10	1	4.19
365.558.16.1	70 / 40	75	40	1.8	8	3.5	3.7	2			10	1	4.80
365.561.16.1	70 / 50	75	50	1.3	8	3.5	3.7	2	1200	50	10	1	4.80
365.566.16.1	70 / 56	75	56	1	8	3.5	3.7	2	800	50	10	1	4.80
365.571.16.1	70 / 60	75	63	0.6	8	3.5	3.7	2	800	50	10	1	4.80
366.561.16.1	90 / 50	90	50	2	8	3.5	3.7	2	800	50	10	1	6.52
366.566.16.1	90 / 56	90	56	1.7	8	3.5	3.7	2			10	1	6.52
366.571.16.1	90 / 60	90	63	1.3	8	3.5	3.7	2		50	10	1	6.52
366.576.16.1	90 / 70	90	75	0.8	8	3.5	3.7	2		50	10	1	6.52
367.558.16.1	100 / 40	110	40	3.4	8	3.5	3.7	2			10	1	7.16
367.561.16.1	100 / 50	110	50	2.9	8	3.5	3.7	2	600	50	10	1	7.16
367.566.16.1	100 / 56	110	56	2.6	8	3.5	3.7	2	600	50	10	1	7.16
367.571.16.1	100 / 60	110	63	2.2	8	3.5	3.7	2	720	180	10	1	7.16
367.576.16.1	100 / 70	110	75	1.6	8	3.5	3.7	2	600	50	10	1	7.16
367.581.16.1	100 / 90	110	90	0.9	8	3.5	3.7	2	480	60	10	1	7.16
368.561.16.1	125 / 50	125	50	3.6	8	3.5	3.7	2			10	1	11.55
368.566.16.1	125 / 56	125	56	3.3	8	3.5	3.7	2		50	10	1	12.99
368.571.16.1	125 / 60	125	63	2.9	8	3.5	3.7	2			10	1	12.99
368.576.16.1	125 / 70	125	75	2.3	8	3.5	3.7	2			10	1	12.99
368.581.16.1	125 / 90	125	90	1.6	8	3.5	3.7	2			10	1	12.99
368.586.16.1	125 / 100	125	110	0.7	8	3.5	3.7	2	440	110	10	1	12.99
369.586.16.1	150 / 100	160	110	2.3	8	3.5	3.7	2		40	10	1	16.04
369.588.16.1	150 / 125	160	125	1.6	8	3.5	3.7	2		20	10	1	16.04
369.591.16.1	150 / 140	160	140	1	8	3.5	3.7	2				1	25.35

Geberit HDPE reducer, eccentric, long

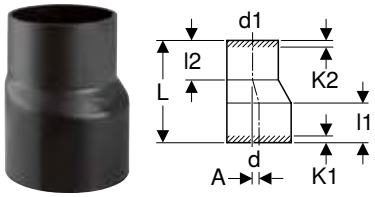

click & scan

Application purposes
- For building drainage
- For site drainage

Characteristics
- Eccentric
- UV-resistant

Technical data

Product material	PE-HD

Art. no.	DN	d, ø [mm]	d1, ø [mm]	A [cm]	L [cm]	l1 [cm]	l2 [cm]	K1 max. [cm]	K2 max. [cm]	SU4 [pc.]	SU3 [pc.]	SU2 [pc.]	SU1 [pc.]	GBP/pc.
368.584.16.1	125 / 100	125	110	0.7	16	7	6.4	4	3	200	50	10	1	12.99
369.584.16.1	150 / 100	160	110	2.5	28	9.4	6.4	6	3	96		12	1	87.42
369.587.16.1	150 / 125	160	125	1.7	24	9.4	8	6	5	120		10	1	87.42
370.584.16.5	200 / 100	200	110	4.3	28	11.5	3.7	4	0			5	1	110.87

Art. no.	DN	d, ø [mm]	d1, ø [mm]	A [cm]	L [cm]	l1 [cm]	l2 [cm]	K1 max. [cm]	K2 max. [cm]	SU4 [pc.]	SU3 [pc.]	SU2 [pc.]	SU1 [pc.]	GBP/pc.
370.587.16.5	200 / 125	200	125	3.6	28	11.5	3.7	4	0			10	1	110.87
370.594.16.5	200 / 150	200	160	2	28	11.9	9.1	4	6			5	1	110.87
371.596.16.1	250 / 200	250	200	2.5	40.5	15.8	15.7	8	8	20		5	1	192.88
372.596.16.1	300 / 200	315	200	5.7	58	16.1	15.7	8	8				1	269.50
372.598.16.1	300 / 250	315	250	3.2	43.5	16.1	15.7	8	8				1	269.50

Geberit HDPE reducer, concentric, short

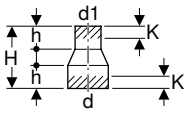

click & scan

Application purposes
- For building drainage
- For site drainage

Characteristics
- Concentric
- UV-resistant

Technical data

Product material	PE-HD

Art. no.	DN	d, ø [mm]	d1, ø [mm]	H [cm]	h [cm]	K [cm]	SU4 [pc.]	SU3 [pc.]	SU2 [pc.]	SU1 [pc.]	GBP/pc.
360.557.16.1	40 / 30	40	32	8	3	1.5		100	10	1	2.98
361.557.16.1	50 / 30	50	32	8	3	1.5		100	10	1	2.98
361.559.16.1	50 / 40	50	40	8	3	1.5	2000	50	10	1	2.98
363.559.16.1	56 / 40	56	40	8	3	1.5		80	10	1	3.32
363.560.16.1	56 / 50	56	50	8	3	1.5	1440	60	10	1	3.32
364.559.16.1	60 / 40	63	40	8	3	1.5			10	1	3.33
364.560.16.1	60 / 50	63	50	8	3	1.5		50	10	1	3.33
364.565.16.1	60 / 56	63	56	8	3	1.5		100	10	1	3.33
365.559.16.1	70 / 40	75	40	8	3	1.5			10	1	3.94
365.560.16.1	70 / 50	75	50	8	3	1.5		50	10	1	3.94
365.565.16.1	70 / 56	75	56	8	3	1.5		50	10	1	3.94
365.570.16.1	70 / 60	75	63	8	3	1.5	800	50	10	1	3.94
366.559.16.1	90 / 40	90	40	8	3	1.5			10	1	5.12
366.560.16.1	90 / 50	90	50	8	3	1.5			10	1	5.12
366.565.16.1	90 / 56	90	56	8	3	1.5			10	1	5.12
366.570.16.1	90 / 60	90	63	8	3	1.5			10	1	5.12
366.575.16.1	90 / 70	90	75	8	3	1.5		50	10	1	5.12
367.559.16.1	100 / 40	110	40	8	3	1.5			10	1	6.29
367.560.16.1	100 / 50	110	50	8	3	1.5			10	1	6.29
367.565.16.1	100 / 56	110	56	8	3	1.5	600	50	10	1	6.29
367.570.16.1	100 / 60	110	63	8	3	1.5		180	10	1	6.29
367.575.16.1	100 / 70	110	75	8	3	1.5		50	10	1	6.29
367.580.16.1	100 / 90	110	90	8	3	1.5	560	70	10	1	6.29
368.570.16.1	125 / 60	125	63	8	3	1.5			10	1	10.11
368.575.16.1	125 / 70	125	75	8	3	1.5			10	1	10.11
368.580.16.1	125 / 90	125	90	8	3	1.5			10	1	10.11
368.585.16.1	125 / 100	125	110	8	3	1.5	440	110	10	1	10.11
369.535.16.1	150 / 100	160	110	4	0.6	0			10	1	13.14

Access pipes

Geberit HDPE access pipe 45° with round service opening

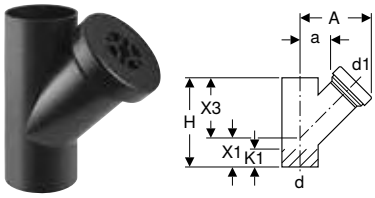

click & scan

Application purposes
- For building drainage

Technical data

Product material	PE-HD

Characteristics
- UV-resistant

Scope of delivery
- Seal made of EPDM
- Screw cap made of PP

Art. no.	DN	d, ø [mm]	d1, ø [mm]	arc [°]	A [cm]	a [cm]	H [cm]	X1 [cm]	X3 [cm]	K1 max. [cm]	SU4 [pc.]	SU3 [pc.]	SU1 [pc.]	GBP/pc.
367.453.16.1	100 / 100	110	110	45	19.5	6.5	27	9	18	5.5	80	20	1	41.47
368.453.16.1	125 / 100	125	110	45	20	7	30	10	20	7	60	15	1	47.63
369.453.16.1	150 / 100	160	110	45	22	9	37.5	12.5	25	11			1	101.95

Geberit HDPE access pipe 90° with round service opening

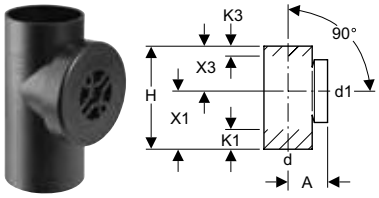

click & scan

Application purposes
- For building drainage

Technical data

Product material	PE-HD

Characteristics
- UV-resistant

Scope of delivery
- Seal made of EPDM
- Screw cap made of PP

Art. no.	DN	d, ø [mm]	d1, ø [mm]	arc [°]	A [cm]	H [cm]	X1 [cm]	X3 [cm]	K1 max. [cm]	K3 max. [cm]	SU4 [pc.]	SU3 [pc.]	SU1 [pc.]	GBP/pc.
364.451.16.1	60 / 60	63	63	90	9	17.5	10.5	7	4.5	0	320	20	1	27.76
365.451.16.1	70 / 70	75	75	90	9.5	17.5	10.5	7	3.5	0	240	30	1	30.83
366.451.16.1	90 / 90	90	90	90	11	20	12	8	3	0	160	40	1	41.05
367.451.16.1	100 / 100	110	110	90	9	24	13.5	10.5	4.5	0	100	25	1	42.89
368.451.16.1	125 / 100	125	110	90	13	25	15	10	6	1	80	20	1	51.94
369.451.16.1	150 / 100	160	110	90	15	35	21	14	12	4	40	10	1	101.95

Geberit HDPE access pipe 90° with oval service opening

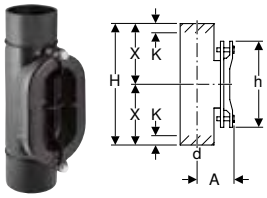

click & scan

Application purposes
- For building drainage
- For site drainage

Technical data

Product material	PE-HD

Characteristics
- UV-resistant

Scope of delivery
- Seal made of EPDM
- Cover, grey cast iron, dip-coated black

Art. no.	DN	d, ø [mm]	arc [°]	A [cm]	H [cm]	h [cm]	X [cm]	K [cm]	SU4 [pc.]	SU1 [pc.]	GBP/pc.
367.454.16.1	100	110	90	12	40	28	20	3		1	211.51
368.454.16.1	125	125	90	12.5	41	28	20.5	4		1	317.46
369.454.16.1	150	160	90	14	43	28	21.5	4		1	349.56

Art. no.	DN	d, ø [mm]	arc [°]	A [cm]	H [cm]	h [cm]	X [cm]	K [cm]	SU4 [pc.]	SU1 [pc.]	GBP/pc.
370.454.16.1	200	200	90	17.5	65	38	32.5	5.5	12	1	646.83
371.454.16.1	250	250	90	20	58	38	29	3	8	1	890.20
372.454.16.1	300	315	90	23	62	38	31	8	6	1	988.18

Adaptors

Geberit HDPE adaptor socket

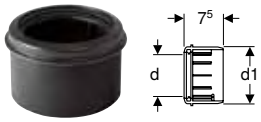

click & scan

Application purposes
- For building drainage
- Suitable exclusively for connecting connection bends for WCs

Characteristics
- Pluggable for multiple combinations
- With lip seal made of EPDM
- UV-resistant

Technical data

Product material	PE-HD

Art. no.	DN	d, ø [mm]	d1, ø [mm]	SU4 [pc.]	SU2 [pc.]	SU1 [pc.]	GBP/pc.
367.928.16.1	90 / 100	90	110	600	10	1	24.19

Special fittings

Geberit HDPE Sovent fitting

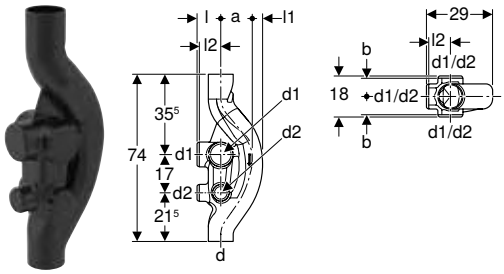

click & scan

Application purposes
- For building drainage
- For buildings with more than five floors (high-rise buildings)

Characteristics
- Six connection options, closed
- UV-resistant
- With SuperTube technology

Technical data

Product material	PE-HD

Art. no.	DN	d, ø [mm]	Discharge rate [l/s]	d1, ø [mm]	d2, ø [mm]	a [cm]	l [cm]	l1 [cm]	l2 [cm]	b [cm]	SU4 [pc.]	SU2 [pc.]	SU1 [pc.]	GBP/pc.
367.614.16.1	100 / 100 / 70	110	≤ 12	110	75	13	10.5	5.5	9.5	8	48	6	1	122.93

Geberit HDPE Sovent fitting

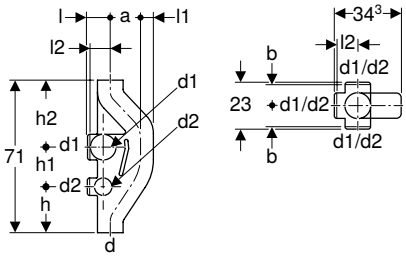

click & scan

Application purposes
- For building drainage
- For buildings with more than five floors (high-rise buildings)

Characteristics
- Six connection options, closed
- UV-resistant

Technical data

Product material	PE-HD

Art. no.	DN	d, ø [mm]	Discharge rate [l/s]	d1, ø [mm]	d2, ø [mm]	a [cm]	l [cm]	l1 [cm]	l2 [cm]	b [cm]	h [cm]	h1 [cm]	h2 [cm]	SU2 [pc.]	SU1 [pc.]	GBP/pc.
369.001.16.1	150 / 100 / 70	160	≤ 17	110	75	13.3	13	8	11	9.5	19	17	35	3	1	166.06

Geberit PE protecting cap

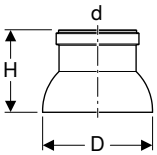

click & scan

Application purposes
- For building drainage
- For enclosing ventilation pipes
- For sliding on

Characteristics
- UV-resistant

Technical data

Product material	PE-HD

Art. no.	Colour / surface	DN	d, ø [mm]	D [cm]	H [cm]	SU2 [pc.]	SU1 [pc.]	GBP/pc.
364.989.16.2	black	60	63	10	8.7		1	38.88
365.989.16.2	black	70	75	12	10.1	10	1	42.10
366.989.16.2	black	90	90	14	11.4	10	1	45.30
367.989.16.2	black	100	110	17	12.8	10	1	51.44
368.989.16.2	black	125	125	18	13.1		1	92.36
369.989.16.2	black	150	160	23	16.7		1	122.35

Geberit HDPE waste manifold

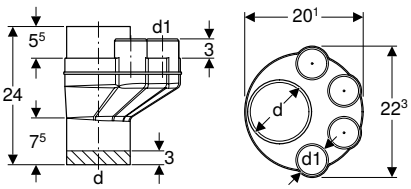

click & scan

Application purposes
- For building drainage

Characteristics
- Four connection options, closed
- UV-resistant

Technical data

Product material	PE-HD

Art. no.	DN	d, ø [mm]	d1, ø [mm]	SU4 [pc.]	SU2 [pc.]	SU1 [pc.]	GBP/pc.
367.612.16.1	100 / 56	110	56	72	6	1	96.49

Connections

Welding joints

Geberit electrofusion coupling

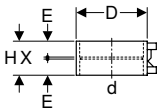

click & scan

Application purposes
- For site drainage
- For building drainage
- For high-tensile, permanent connection of pipes and fittings

Characteristics
- Can be welded with Geberit electrofusion tools
- UV-resistant

Technical data

Installation temperature	-10 – +40 °C
Product material	PE-HD

Art. no.	DN	d, ø [mm]	D [cm]	E [cm]	H [cm]	X [cm]	SU4 [pc.]	SU3 [pc.]	SU2 [pc.]	SU1 [pc.]	GBP/pc.
360.771.16.1	40	40	5.2	2.8	6	0.3	3024	36	12	1	5.43
361.771.16.1	50	50	6.2	2.8	6	0.3	2376	36	12	1	5.43
363.771.16.1	56	56	6.8	2.8	6	0.3	1800	36	12	1	5.97
364.771.16.1	60	63	7.6	2.8	6	0.3	1512	36	12	1	6.67
365.771.16.1	70	75	8.9	2.8	6	0.3	1152	72	12	1	7.02
366.771.16.1	90	90	10.4	2.8	6	0.3	864	36	12	1	8.50
367.771.16.1	100	110	12.5	2.8	6	0.3	648	72	12	1	9.46
368.771.16.1	125	125	14.2	2.8	6	0.3	432	24	8	1	15.85
369.771.16.1	150	160	17.8	2.8	6	0.3	288	24	6	1	21.82

- Can be welded with Advance Welding AW-315G electrofusion machine

Geberit HDPE electrofusion coupling with integrated thermal fuse

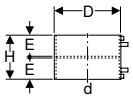

click & scan

Application purposes
- For building drainage
- For site drainage
- For high-tensile, permanent connection of pipes and fittings

Characteristics
- With integrated thermal fuse
- Can be welded with ESG-T2 starter switch
- Heat-insulated
- UV-resistant

Technical data

Installation temperature	-10 – +40 °C
Product material	PE-HD

Art. no.	DN	d, ø [mm]	D [cm]	E [cm]	H [cm]	SU4 [pc.]	SU2 [pc.]	SU1 [pc.]	GBP/pc.
370.775.16.1	200	200	22.4	7.5	15	60	5	1	176.40
371.775.16.1	250	250	27.5	7.5	15	32	4	1	252.24
372.775.16.1	300	315	34.3	7.5	15	24	3	1	329.41

Accessories
- Geberit accessories set for electrofusion with integrated thermal fuse → p. 170
- Geberit pressure ring → p. 170

- Can be welded with Advance Welding AW-315G electrofusion machine

Push-in connections

Geberit HDPE expansion socket with double flange

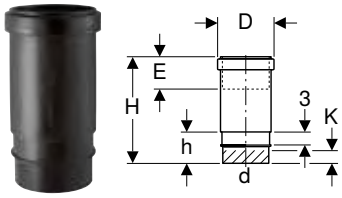

click & scan

Application purposes
- For building drainage
- For site drainage
- For horizontal and vertical installation

Characteristics
- With seal made of EPDM
- UV-resistant

Scope of delivery
- Protective cap

Technical data

Product material	PE-HD

Art. no.	DN	d, ø [mm]	D [cm]	E [cm]	l [cm]	H [cm]	h [cm]	K [cm]	SU4 [pc.]	SU3 [pc.]	SU2 [pc.]	SU1 [pc.]	GBP/pc.
379.791.16.1	30	32	4.6	3.5–7	3	12.8	3.9	0	1920	80	10	1	**9.53**
360.700.16.1	40	40	5.5	6.5–13	3	23.7	6.8	3			10	1	**11.39**
361.700.16.1	50	50	6.7	6.5–13	3	24	6.8	3			10	1	**11.39**
363.700.16.1	56	56	7.4	6.5–13	3	24	6.8	3	480	120	10	1	**11.54**
364.700.16.1	60	63	8.3	7–13.5	3	24.3	6.8	3	320	80	10	1	**13.91**
365.700.16.1	70	75	9.7	7–13.5	3	24.6	6.8	3	200	50	10	1	**15.42**
366.700.16.1	90	90	11.3	7–13.5	3	24.9	6.9	3	160	10		1	**15.56**
367.700.16.1	100	110	13.6	7.5–14	3	25.6	7.3	3.5	120	30		1	**15.70**
368.700.16.1	125	125	15.7	8–14.5	3	26.1	7.4	3.5	80	20		1	**25.96**
369.700.16.1	150	160	19.5	8–14.5	3	26.8	7.4	3.5	40		5	1	**46.59**

Geberit HDPE expansion socket

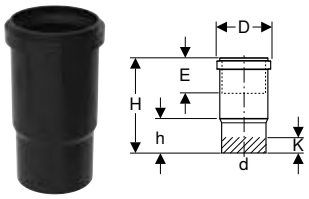

click & scan

Application purposes
- For building drainage
- For site drainage
- For horizontal and vertical installation

Characteristics
- With seal made of EPDM
- UV-resistant

Technical data

Product material	PE-HD

Art. no.	DN	d, ø [mm]	D [cm]	E [cm]	H [cm]	h [cm]	K [cm]	SU4 [pc.]	SU2 [pc.]	SU1 [pc.]	GBP/pc.
370.700.16.1	200	200	24.3	17–23.5	43	15.6	13	20	5	1	**220.50**
371.700.16.1	250	250	29.1	17–23.5	42.5	17	14	17		1	**296.74**
372.700.16.1	300	315	36.1	17–23.5	45.8	17.5	14	10		1	**568.97**

Geberit HDPE ring seal socket with lip seal

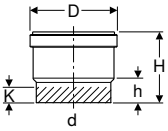

click & scan

Application purposes
- For building drainage
- For site drainage

Technical data

Product material	PE-HD

Characteristics
- With lip seal made of EPDM
- Welding end for connection to electrofusion sleeve coupling
- UV-resistant

Scope of delivery
- Protective cap

Art. no.	DN	d, ø [mm]	D [cm]	H [cm]	h [cm]	K [cm]	SU4 [pc.]	SU3 [pc.]	SU2 [pc.]	SU1 [pc.]	GBP/pc.
360.779.16.3	40	40	5.5	8	3.5	2.5	2400	100	10		5.56
361.779.16.3	50	50	6.5	8	3.5	2.5	1600	100	10		5.67
363.779.16.3	56	56	7	8.3	3.5	2.5	1200	150	10		6.86
364.779.16.3	60	63	7.8	8.8	3.5	2.5	960	120	10		8.91
365.779.16.3	70	75	9	9.7	3.5	2.5	560	70	10		8.98
366.779.16.3	90	90	10.6	10.3	3.6	2	400	50	10		9.96
367.779.16.3	100	110	12.9	10.5	3.7	2	280	70	10		10.88
368.779.16.3	125	125	14.7	11	3.8	2	160	40	10	1	18.78
369.779.16.3	150	160	18.5	13.6	4	2	100	25	5	1	36.43

Geberit HDPE ring seal socket, reduced, with lip seal

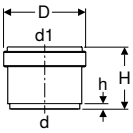

click & scan

Application purposes
- For building drainage
- For site drainage

Technical data

Product material	PE-HD

Characteristics
- With lip seal made of EPDM
- UV-resistant

Scope of delivery
- Protective cap

Art. no.	DN	d, ø [mm]	d1, ø [mm]	D [cm]	H [cm]	h [cm]	SU4 [pc.]	SU3 [pc.]	SU2 [pc.]	SU1 [pc.]	GBP/pc.
361.752.16.3	50	56	50	6.5	5.2	0.7	2400	100	10		5.82
364.752.16.3	56	63	56	7.1	5.1	0.7	1600	200	10	1	8.91

Adaptors to other product materials

Geberit adaptor clamping connector

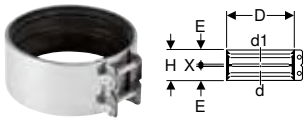

click & scan

Application purposes
- For building drainage
- For site drainage
- For connecting pipes and fittings made of the same or different product materials

Characteristics
- With seal made of EPDM

Technical data

Product material	Stainless steel

Art. no.	DN	d, ø [mm]	d1, ø [mm]	D [cm]	E [cm]	H [cm]	X [cm]	SU3 [pc.]	SU2 [pc.]	SU1 [pc.]	GBP/pc.
359.424.00.2	50	48–50	48–50	6.3	2.7	5.7	0.3	50	10	1	24.71
359.426.00.2	56	56	58	7.5	2.7	5.7	0.3	50	10	1	26.38
359.427.00.2	56	56	68	8.3	2.7	5.7	0.3	50	10	1	26.38
359.428.00.2	60	63	60	7.8	2.7	5.7	0.3	50	10	1	27.25
359.429.00.2	60	63–64	63–64	7.8	2.7	5.7	0.3	50	10	1	27.25
359.430.00.2	60	63–64	68	8.3	2.7	5.7	0.3	50	10	1	27.25
359.432.00.2	70	75	68	9	2.7	5.7	0.3	50	10	1	28.16
359.433.00.2	70	75–76	75–76	8.8	2.7	5.7	0.3	50	10	1	27.60
359.434.00.2	70	75–76	78	9.3	2.7	5.7	0.3	50	10	1	28.16
359.435.00.2	70	75–76	83–84	9.8	2.7	5.7	0.3	50	10	1	27.60
359.436.00.2	70	75–76	89–90	10.3	2.7	5.7	0.3	50	10	1	28.16
359.437.00.2	90	89–90	83–84	11.1	2.7	5.7	0.3	50	10	1	29.02
359.438.00.2	90	89–90	89–90	10.3	2.7	5.7	0.3	50	10	1	29.02
359.439.00.2	90	89–90	96	11.1	3.3	6.9	0.3	50	10	1	29.02
359.440.00.2	100	108–110	106	12.5	2.7	5.7	0.3	50	10	1	29.91
359.441.00.2	100	108–110	108–110	12.5	2.7	5.7	0.3	50	10	1	29.91
359.442.00.2	100	108–110	114–116	13.1	3.3	6.9	0.3	50	10	1	29.91
359.443.00.2	125	125	125	14	2.7	5.7	0.3	30	10	1	35.16
359.444.00.2	125	125	131–135	15	3.3	6.9	0.3	30	10	1	35.16
359.445.00.2	125	125	140–141	15.6	3.3	6.9	0.3	30	10	1	35.16
359.448.00.2	150	159–160	152	17.5	3.3	6.9	0.3	20	10	1	56.31
359.449.00.2	150	159–160	159–160	17.5	3.3	6.9	0.3	20	10	1	56.31
359.450.00.2	150	159–160	168	18.3	3.3	6.9	0.3	20	10	1	56.31

Geberit HDPE support ring

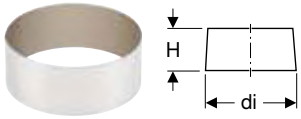

click & scan

Application purposes
- For building drainage
- For site drainage
- For supporting Geberit HDPE pipes and fittings when using a clamping connector or adaptor clamping connector
- For transitions from Geberit HDPE to cast iron

Technical data

Product material	CrNi steel 1.4301 (EN 10088)

Art. no.	DN	d, ø [mm]	di, ø [mm]	H [cm]	SU3 [pc.]	SU2 [pc.]	SU1 [pc.]	GBP/pc.
359.454.00.1	50	50	44	4	50	10	1	5.22
359.455.00.1	56	56	50	4	50	10	1	5.72
359.456.00.1	60	63	57	4	50	10	1	7.59
359.457.00.1	70	75	69	4	50	10	1	7.59
359.458.00.1	90	90	83	4	50	10	1	7.99
359.459.00.1	100	110	101.4	4	50	10	1	8.55
359.462.00.1	125	125	115.2	4		10	1	11.32
359.464.00.1	150	160	147.6	4		10	1	13.98

Geberit HDPE straight adaptor to lead

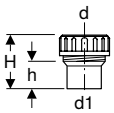

click & scan

Application purposes
- For building drainage
- For site drainage
- For soft and hard soldering
- For transitions from Geberit HDPE to lead

Technical data

Product material	Brass

Characteristics
- Union nut made of PP
- Compression ring made of PP
- Seal made of EPDM

Scope of delivery
- Compression joint

Art. no.	DN	d, ø [mm]	d1, ø [mm]	H [cm]	h [cm]	SU2 [pc.]	SU1 [pc.]	GBP/pc.
359.330.00.1	56	56	54	8.3	3.5	10	1	40.71

Geberit HDPE straight adaptor to cast iron, with support ring

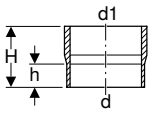

click & scan

Application purposes
- For building drainage
- For site drainage
- For use with standard CV clamping connector

Technical data

Product material	PE-HD

Characteristics
- Without socket
- UV-resistant

Art. no.	DN	d, ø [mm]	d1, ø [mm]	H [cm]	h [cm]	SU2 [pc.]	SU1 [pc.]	GBP/pc.
359.268.16.1	125	125	135	10	5.1	20	1	71.49

Geberit HDPE straight adaptor to cast

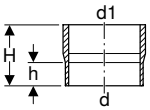

click & scan

Application purposes
- For building drainage
- For site drainage
- For use with standard CV clamping connector

Technical data

Product material	PE-HD

Characteristics
- Can be used without support ring
- Without socket
- UV-resistant

Art. no.	DN	d, ø [mm]	d1, ø [mm]	H [cm]	h [cm]	SU1 [pc.]	GBP/pc.
370.738.16.1	200	200	212	16	8	1	235.27
371.738.16.1	250	250	274	16	11.5	1	278.16
372.738.16.1	300	315	326	16	11.5	1	308.66

Geberit HDPE straight adaptor to PVC

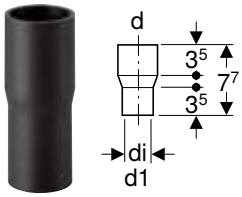

click & scan

Application purposes
- For transitions from PVC to Geberit HDPE
- For building drainage

Characteristics
- UV-resistant

Technical data

Product material	PE-HD

Art. no.	DN	d, ø [mm]	d1, ø [mm]	di, ø [mm]	SU3 [pc.]	SU2 [pc.]	SU1 [pc.]	GBP/pc.
379.701.16.1	30 / 30	32	36	30			1	2.84
360.722.16.1	40 / 30	40	36.5	30.5	30	5	1	2.84
360.723.16.1	40 / 40	40	43	37			1	2.84
361.728.16.1	50 / 40	50	43	37		100	1	2.84

Geberit HDPE straight adaptor to PVC

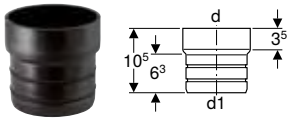

click & scan

Application purposes
- For building drainage
- For site drainage
- For transitions from Geberit HDPE to PVC with an inner diameter of 100–101 mm

Characteristics
- UV-resistant

Technical data

Product material	PE-HD

Art. no.	DN	d, ø [mm]	d1, ø [mm]	SU2 [pc.]	SU1 [pc.]	GBP/pc.
359.461.16.1	100	110	90	10	1	16.37

Geberit HDPE straight adaptor to stoneware

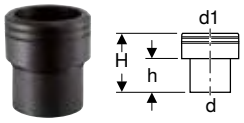

click & scan

Application purposes
- For building drainage
- For inserting in stoneware couplings
- For connecting pipe ends with stoneware connectors
- For connecting seals and clamping connectors made of stoneware
- For use inside buildings

Characteristics
- UV-resistant

Technical data

Product material	PE-HD

Art. no.	DN	d, ø [mm]	d1, ø [mm]	H [cm]	h [cm]	SU1 [pc.]	GBP/pc.
367.739.16.1	110 / 100	110	132	15.2	7	1	128.66
368.739.16.1	125	125	159	15.5	7	1	158.71
369.739.16.1	150 / 150	160	186	15.5	7	1	189.37
370.739.16.1	200 / 200	200	242	20	13	1	235.27
371.739.16.1	250 / 250	250	298	20	13	1	266.77
372.739.16.1	300 / 300	315	352	20	12	1	323.06

Geberit HDPE straight adaptor with shrink-fitted sleeve

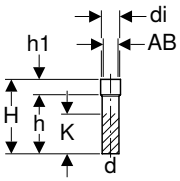

click & scan

Application purposes
- For building drainage
- For site drainage
- For shrinking on connection pieces and pipe ends

Technical data

Product material	PE-HD

Characteristics
- UV-resistant

Scope of delivery
- Compression seal made of EPDM, for connection area AB1
- Round cord ring made of EPDM, for connection area AB2

Art. no.	DN	d, ø [mm]	AB1 [mm]	AB2 [mm]	di, ø [mm]	H [cm]	h [cm]	h1 [cm]	K [cm]	SU4 [pc.]	SU3 [pc.]	SU2 [pc.]	SU1 [pc.]	GBP/pc.
152.153.16.1	40	40	41–45	35–39	50	24.1	18.8	5.2	13		50	10	1	27.27
152.154.16.1	40	40	53–54	48–49	60	24.4	20.5	3.9	13			10	1	27.27
152.155.16.1	40	40	60–67	53–60	70	24.9	20.6	4.3	13			10	1	27.27
152.197.16.1	50	50	60–67	53–60	70	27.2	22.9	4.3	18		40	10	1	32.65
152.198.16.1	50	50	67–74	60–67	80	28.8	23.6	5.2	18		100	10	1	32.65
152.651.16.1	50	50	53–54	48–49	60	26.7	22.8	3.9	18			10	1	32.65
152.652.16.1	50	50	80–84	73–77	90	30.5	24.2	6.3	18			10	1	32.65
152.149.16.1	56	56	60–67	53–60	70	23	18.6	4.4	14			10	1	32.37
152.150.16.1	56	56	67–74	60–67	80	24.7	19.5	5.2	14				1	32.37
152.654.16.1	56	56	53–54		60	22.3	18.4	3.9	14			10	1	34.29
152.657.16.1	60	63	60–67		73	22.7	18.4	4.3	14			10	1	35.72
152.658.16.1	60	63	67–74		80	24.3	19.1	5.2	14				1	37.15
152.151.16.1	70	75	80–84	73–77	90	24.2	17.6	6.6	13		80	10	1	35.73
152.152.16.1	70	75	67–74		80	22.7	17.5	5.2	13			10	1	36.11
152.661.16.1	70	75	90–94		100	24.8	18.1	6.7	13				1	37.15
366.550.16.1	90	90	84–98		110	17	7.6	9.4	1		70	10	1	39.66
367.550.16.1	100	110	102–126	100–124	140	18	7.5	10.5	1		40	5	1	42.89
367.551.16.1	100	110	102–111	100–109	125	16.2	6.7	9.5	1		30	5	1	42.89
368.550.16.1	125	125	116–136	115–134	150	18	8	10	1		20	5	1	57.69
369.550.16.1	150	160	148–180	149–176	195	20	8.3	11.7	1	80		10	1	72.89
369.551.16.1	150	160	189–212	187–220	230	32.3	16.3	16	3				1	116.53

- Depending on the connection area, either the compression seal or the round cord ring must be used

Screwing joints

Geberit HDPE threaded connector

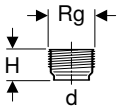

click & scan

Application purposes
- For building drainage
- For site drainage

Technical data

Product material	PE-HD

Characteristics
- UV-resistant

Art. no.	DN	d, ø [mm]	Rg [”]	Gl [mm]	H [cm]	SU2 [pc.]	SU1 [pc.]	GBP/pc.
360.784.16.1	40	40	1/6	52	5		1	7.27
361.784.16.1	50	50	1/6	62	5	10	1	7.39
365.784.16.1	70	75	1/6	95	7.5		1	7.89
366.784.16.1	90	90	1/4	110	7.5		1	8.89
367.784.16.1	100	110	1/4	130	7.5		1	8.89

Geberit HDPE threaded connector with compression joint

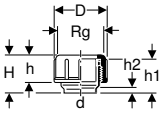

click & scan

Application purposes
- For building drainage
- For site drainage

Technical data

Product material	PE-HD

Characteristics
- Union nut made of PP
- Compression ring made of PP
- Seal made of EPDM
- UV-resistant

Scope of delivery
- Protective cap

Art. no.	DN	d, ø [mm]	Rg [″]	Gl [mm]	D [cm]	H [cm]	h [cm]	h1 [cm]	h2 [cm]	SU4 [pc.]	SU3 [pc.]	SU2 [pc.]	SU1 [pc.]	GBP/pc.
379.740.16.1	30	32	1/8	44	5.6	4.5	2.6	3	1			10	1	7.64
360.740.16.1	40	40	1/6	52	6.4	6.3	3.3	5	2		50	10	1	7.64
361.740.16.1	50	50	1/6	62	7.4	6.3	3.3	5	2		100	10	1	7.64
363.740.16.1	56	56	1/6	70	8.5	6.8	3.5	5	2	1200	100	10	1	7.73
364.740.16.1	60	63	1/6	75	9	6.8	4.2	5	2			10	1	11.13
365.740.16.1	70	75	1/6	95	11.2	9.6	4.5	7.5	2.5			10	1	21.04
366.740.16.1	90	90	1/4	110	12.9	9.7	5	7.5	2.5			10	1	24.05
367.740.16.1	100	110	1/4	130	14.9	9.7	6.5	7.5	2.5			10	1	28.59

Geberit HDPE threaded connector with compression joint, extended

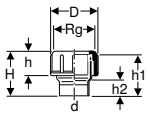

click & scan

Application purposes
- For building drainage

Technical data

Product material	PE-HD

Characteristics
- Union nut made of PP
- Compression ring made of PP
- Seal made of EPDM
- UV-resistant

Scope of delivery
- Protective cap

Art. no.	DN	d, ø [mm]	Rg [″]	Gl [mm]	D [cm]	H [cm]	h [cm]	h1 [cm]	h2 [cm]	SU2 [pc.]	SU1 [pc.]	GBP/pc.
363.931.16.1	56	56	1/6	70	8.5	9.8	3.5	8	5	10	1	19.26
365.931.16.1	70	75	1/6	95	11.2	12.8	4.5	10.7	5.7	10	1	33.65

Geberit HDPE threaded connector with compression joint, reduced

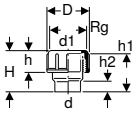

click & scan

Application purposes
- For building drainage

Technical data

Product material	PE-HD

Characteristics
- Union nut made of PP
- Compression ring made of PP
- Seal made of EPDM
- UV-resistant

Scope of delivery
- Protective cap

Art. no.	DN	d, ø [mm]	d1, ø [mm]	Rg [″]	Gl [mm]	D [cm]	H [cm]	h [cm]	h1 [cm]	h2 [cm]	SU2 [pc.]	SU1 [pc.]	GBP/pc.
364.753.16.1	60 / 56	63	56	1/6	70	6.8	6.8	3.5	5	2	10	1	16.08

Geberit HDPE threaded connector with screw cap

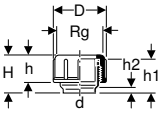

click & scan

Application purposes
- For building drainage
- For site drainage

Characteristics
- With seal made of EPDM
- Screw cap made of PP
- UV-resistant

Technical data

Product material	PE-HD

Art. no.	DN	d, ø [mm]	Rg [″]	Gl [mm]	D [cm]	H [cm]	h [cm]	h1 [cm]	h2 [cm]	SU4 [pc.]	SU3 [pc.]	SU2 [pc.]	SU1 [pc.]	GBP/pc.
379.750.16.1	30	32	1/8	44	5.6	4.5	2.6	3	1			10	1	8.18
360.750.16.1	40	40	1/6	52	6.4	6.3	3.3	5	2			10	1	8.18
361.750.16.1	50	50	1/6	62	7.4	6.3	3.3	5	2	1440	60	10	1	8.18
363.750.16.1	56	56	1/6	70	8.5	6.8	3.5	5	2		50	10	1	8.82
364.750.16.1	60	63	1/6	75	9	6.8	4.2	5	2			10	1	12.52
365.750.16.1	70	75	1/6	95	11.2	9.6	4.5	7.5	2.5		50	10	1	19.66
366.750.16.1	90	90	1/4	110	12.9	9.7	4.8	7.5	2.5			10	1	22.61
367.750.16.1	100	110	1/4	130	14.9	9.7	6.3	7.5	2.5	240	30	10	1	27.18

Geberit HDPE threaded connector with screw cap, extended

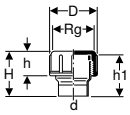

click & scan

Application purposes
- For building drainage

Characteristics
- UV-resistant

Technical data

Product material	PE-HD

Scope of delivery
- Seal made of EPDM
- Screw cap made of PP

Art. no.	DN	d, ø [mm]	Rg [″]	Gl [mm]	D [cm]	H [cm]	h [cm]	h1 [cm]	SU3 [pc.]	SU2 [pc.]	SU1 [pc.]	GBP/pc.
363.932.16.1	56	56	1/6	70	8.5	9.5	3.3	9.1	50	10	1	21.98
365.932.16.1	70	75	1/6	95	11.2	12.2	4.3	11.7	50	10	1	28.05
366.932.16.1	90	90	1/4	110	12.9	12.2	4.8	11.6		10	1	50.57
367.932.16.1	100	110	1/4	130	14.4	7.9	3.3	7.4	25		1	34.29

Geberit HDPE compression joint

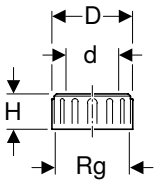

click & scan

Application purposes
- For building drainage
- For site drainage

Characteristics
- Compression ring made of PP

Technical data

Product material	PE

Scope of delivery
- Union nut made of PP
- Seal made of EPDM
- Compression ring

Art. no.	DN	d, ø [mm]	Rg [″]	Gl [mm]	D [cm]	H [cm]	SU2 [pc.]	SU1 [pc.]	GBP/pc.
363.749.16.1	56	56	1/6	70	8.5	6.8	10	1	9.30
364.749.16.1	60	63	1/6	75	9	6.8	10	1	14.44

Geberit HDPE union nut

click & scan

Application purposes
- For building drainage
- For site drainage

Technical data

Product material	PP

Art. no.	DN	d, ø [mm]	SU2 [pc.]	SU1 [pc.]	GBP/pc.
379.780.16.1	30	32		1	4.71
360.780.16.1	40	40		1	4.50
361.780.16.1	50	50	10		4.50
363.780.16.1	56	56	10	1	4.57
364.780.16.1	60	63		1	4.50
365.780.16.1	70	75	10	1	4.57
366.780.16.1	90	90	10	1	9.49
367.780.16.1	100	110		1	11.81

Geberit HDPE threaded connector with screw cap

click & scan

Application purposes
- For building drainage
- For site drainage
- For cleaning and checking pipe sections

Characteristics
- Round opening
- Screw cap made of PP
- With seal made of EPDM
- UV-resistant

Technical data

Product material	PE-HD

Art. no.	DN	d, ø [mm]	Rg [″]	Gl [mm]	D [cm]	H [cm]	SU4 [pc.]	SU3 [pc.]	SU2 [pc.]	SU1 [pc.]	GBP/pc.
367.471.16.1	100	110	1/4	130	14.3	4	400	50	10	1	14.82

Geberit HDPE adaptor with male thread

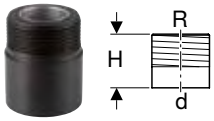

click & scan

Application purposes
- For building drainage

Characteristics
- With support ring made of chrome nickel steel
- UV-resistant

Technical data

Product material	PE-HD

Art. no.	DN	d, ø [mm]	R [″]	H [cm]	SU3 [pc.]	SU2 [pc.]	SU1 [pc.]	GBP/pc.
361.726.16.1	50	50	1 1/4	6	50	10	1	35.37
361.727.16.1	50	50	1 1/2	6		10	1	35.37
363.728.16.1	56	56	2	6.5		10	1	49.49
364.728.16.1	60	63	2	6.5	120	10	1	49.98
365.729.16.1	70	75	2 1/2	7		10	1	64.50

Geberit HDPE adaptor with female thread

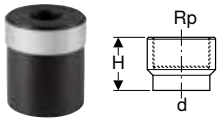

click & scan

Application purposes
- For building drainage

Technical data

Product material	PE-HD

Characteristics
- With support ring made of chrome nickel steel
- UV-resistant

Art. no.	DN	d, ø [mm]	Rp [″]	H [cm]	SU3 [pc.]	SU2 [pc.]	SU1 [pc.]	GBP/pc.
360.719.16.1	40	40	1/2	5.5	50	10	1	25.87
360.720.16.1	40	40	3/4	5.5	50	10	1	25.87
360.721.16.1	40	40	1	5.5	50	10	1	25.87
361.719.16.1	50	50	1/2	6	50	10	1	31.29
361.720.16.1	50	50	3/4	6	50	10	1	31.29
361.721.16.1	50	50	1	6		10	1	31.29
361.722.16.1	50	50	1 1/4	6		10	1	31.29
361.723.16.1	50	50	1 1/2	6		10	1	31.29
363.724.16.1	56	56	2	6.5		10	1	49.49
364.724.16.1	60	63	2	7		10	1	49.98
365.725.16.1	70	75	2 1/2	7		10	1	64.50

Geberit HDPE straight adaptor with male thread and compression joint

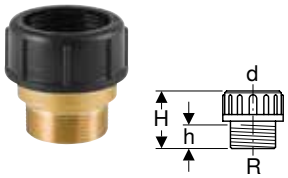

click & scan

Application purposes
- For building drainage
- For site drainage

Technical data

Product material	Brass

Characteristics
- Compression ring made of PP
- With seal made of EPDM

Scope of delivery
- Protective cap
- Compression joint made of PP

Art. no.	DN	d, ø [mm]	R [″]	H [cm]	h [cm]	SU2 [pc.]	SU1 [pc.]	GBP/pc.
359.309.00.1	50	50	1 1/2	6.5	2.7	10	1	35.37
359.311.00.1	56	56	2	6.5	2.7	10	1	38.50

Geberit HDPE straight adaptor with female thread and compression joint

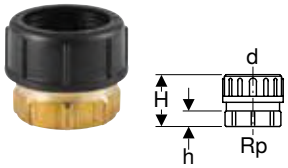

click & scan

Application purposes
- For building drainage
- For site drainage

Technical data

Product material	Brass

Characteristics
- Compression ring made of PP
- With seal made of EPDM

Scope of delivery
- Protective cap
- Compression joint made of PP

Art. no.	DN	d, ø [mm]	Rp [″]	H [cm]	h [cm]	SU2 [pc.]	SU1 [pc.]	GBP/pc.
359.313.00.1	56	56	2	6	1.8	10	1	44.00

Geberit HDPE straight adaptor with compression joint, for glueing

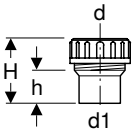

click & scan

Application purposes
- For building drainage
- For site drainage

Scope of delivery
- Compression joint made of PP

Technical data

Product material	PVC

Art. no.	DN	d, ø [mm]	d1, ø [mm]	H [cm]	h [cm]	SU2 [pc.]	SU1 [pc.]	GBP/pc.
359.421.00.1	56 / 50	56	50	8	4	10	1	35.80
359.423.00.1	56 / 60	56	63	7.8	4	10	1	35.80

Flange connections

Geberit HDPE blind flange

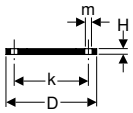

click & scan

Application purposes
- For building drainage
- For site drainage

Characteristics
- Plastic coated

Technical data

Product material	Steel

Art. no.	DN	d, ø [mm]	D [cm]	k [mm]	m [mm]	H [cm]	n [pc.]	PN [bar]	SU1 [pc.]	GBP/pc.
361.748.00.1	50	50	15	110	18	1.2	4	10	1	46.29
363.748.00.1	56 / 60	56 / 63	16.5	125	18	1.2	4	10	1	49.00
365.748.00.1	70	75	18.5	145	18	1.2	4	10	1	53.30
366.748.00.1	90	90	20	160	18	1.4	8	10	1	68.09
367.748.00.1	100	110	22	180	18	1.4	8	10	1	85.72
368.748.00.1	125	125	25	210	18	1.4	8	10	1	87.16
369.748.00.1	150	160	28.5	240	23	1.4	8	10	1	145.64
370.748.00.1	200	200	34	295	23	1.4	8	3.2	1	191.15
371.748.00.1	250	250	39.5	350	23	1.6	12	3.2	1	267.08
372.748.00.1	300	315	44.5	400	23	2	12	3.2	1	509.11

To order additionally
- Geberit HDPE flange gasket → p. 62

Geberit HDPE loose flange

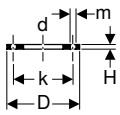

click & scan

Application purposes
- For building drainage
- For site drainage
- For combining with Geberit HDPE flange adaptor

Characteristics
- Plastic coated

Technical data

Product material	Steel

Art. no.	DN	d, ø [mm]	D [cm]	k [mm]	m [mm]	H [cm]	n [pc.]	PN [bar]	SU4 [pc.]	SU1 [pc.]	GBP/pc.
361.745.00.1	50	50	15	110	18	1.2	4	10		1	27.18
363.745.00.1	56 / 60	56 / 63	16.5	125	18	1.2	4	10		1	28.59
365.745.00.1	70	75	18.5	145	18	1.2	4	10		1	34.29
366.745.00.1	90	90	20	160	18	1.4	8	10		1	40.88
367.745.00.1	100	110	22	180	18	1.4	8	10		1	45.72
368.745.00.1	125	125	25	210	18	1.4	8	10		1	54.35
369.745.00.1	150	160	28	240	23	1.4	8	10		1	80.04
370.745.00.1	200	200	34	295	23	1.4	8	3.2		1	114.33
371.745.00.1	250	250	39.5	350	23	1.6	12	3.2		1	171.53
372.745.00.1	300	315	44.5	400	23	2	12	3.2	40	1	242.99

To order additionally
- Geberit HDPE flange gasket → p. 62

Geberit HDPE flange adaptor

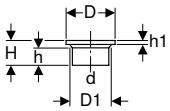

click & scan

Application purposes
- For building drainage
- For site drainage
- For combining with Geberit HDPE loose flanges

Technical data

Product material	PE-HD

Art. no.	DN	d, ø [mm]	D [cm]	D1 [cm]	H [cm]	h [cm]	h1 [cm]	SU4 [pc.]	SU3 [pc.]	SU2 [pc.]	SU1 [pc.]	GBP/pc.
361.744.16.1	50	50	8	5.4	6	4.2	0.8		50	10	1	19.07
363.744.16.1	56	56	9	6.8	6	3.6	0.8			10	1	20.64
364.744.16.1	60	63	9	6.8	6	3.7	0.8			10	1	25.01
365.744.16.1	70	75	11	7.8	6.5	4	0.9			10	1	28.05
366.744.16.1	90	90	12.8	9.6	7	4.4	1.1			10	1	29.76
367.744.16.1	100	110	14.8	11.6	7.5	4.8	1.2			10	1	31.46
368.744.16.1	125	125	16	13.1	8	5	1.4				1	43.29
369.744.16.1	150	160	19.8	16.5	9	5.1	1.7				1	58.25
370.744.16.1	200	200	26	20.6	7.8	5.4	1.4				1	102.88
371.744.16.1	250	250	32.5	25.6	7.8	5.2	1.6				1	192.88
372.744.16.1	300	315	37	31.5	10	7	2	50			1	329.41

Geberit HDPE bolt set

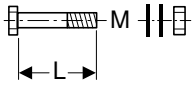

click & scan

Application purposes
- For building drainage
- For site drainage

Technical data

Product material	Steel

Characteristics
- Zinc-plated

Scope of delivery
- Bolt
- 2 washers
- Nut

Art. no.	Colour / surface	d, ø [mm]	M [mm]	L [cm]	SU3 [pc.]	SU2 [pc.]	SU1 [pc.]	GBP/pc.
361.743.26.1	galvanized	50–75	16	7			1	7.64
366.743.26.1	galvanized	90–125	16	8	50		1	7.63
369.743.26.1	galvanized	160–200	20	9			1	10.01
371.743.26.1	galvanized	250	20	10			1	12.90
372.743.26.1	galvanized	315	20	11		20	1	12.90

Flange bushings

Geberit HDPE flange bushing

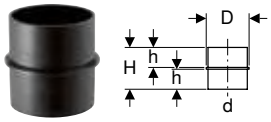

click & scan

Application purposes
- For building drainage
- For site drainage

Characteristics
- UV-resistant

Technical data

Product material	PE-HD

Art. no.	DN	d, ø [mm]	D [cm]	H [cm]	h [cm]	SU3 [pc.]	SU2 [pc.]	SU1 [pc.]	GBP/pc.
379.772.16.1	30	32	3.8	5.2	2.4		10	1	3.80
360.772.16.1	40	40	4.7	6.8	3.2		10	1	4.13
361.772.16.1	50	50	5.7	6.8	3.2		10	1	4.37
363.772.16.1	56	56	6.5	5.8	2.7	50	10	1	4.71
364.772.16.1	60	63	7	7.2	3.4		10	1	5.58
365.772.16.1	70	75	9	7.2	3.4		10	1	6.76
366.772.16.1	90	90	10.3	9.2	4.4		10	1	8.12
367.772.16.1	100	110	12	11.7	5.6		10	1	11.46

Waste Fittings

Connection bends

Geberit HDPE connection bend 45° with connection ring seal socket for wall-hung WC

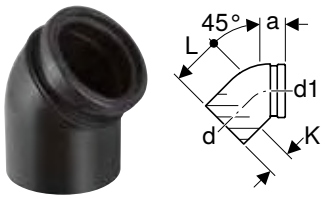

click & scan

Application purposes
- For building drainage
- For site drainage
- For connecting sanitary appliances with horizontal outlet

Characteristics
- With seal made of EPDM
- UV-resistant

Scope of delivery
- Protective cap

Technical data

Product material	PE-HD

Art. no.	DN	d, ø [mm]	d1, ø [mm]	arc [°]	a [cm]	L [cm]	K [cm]	SU1 [pc.]	GBP/pc.
367.945.16.1	100 / 90	110	90	45	6	8.7	3	1	39.79

Geberit HDPE connection bend 88.5° for floor-standing WC

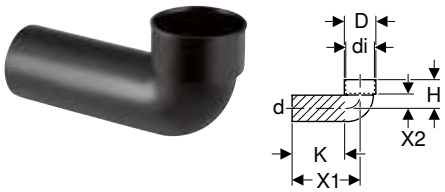

click & scan

Application purposes
- For building drainage
- For site drainage
- For sanitary appliances with vertical outlet

Characteristics
- UV-resistant

Scope of delivery
- Protective cap

Technical data

Product material	PE-HD

Art. no.	DN	d, ø [mm]	arc [°]	di, ø [mm]	D [cm]	H [cm]	X1 [cm]	X2 [cm]	K [cm]	SU1 [pc.]	GBP/pc.
367.880.16.1	100	110	88.5	120	13.2	12	30	6	22	1	32.39

To order additionally
- Sleeve

Geberit HDPE connection bend 88.5° with lateral supplementary connections for floor-standing WC

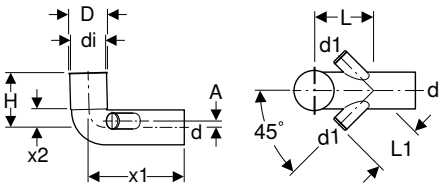

click & scan

Application purposes
- For building drainage
- For site drainage
- For sanitary appliances with vertical outlet

Characteristics
- Lateral connections raised and closed
- UV-resistant

Technical data

Product material	PE-HD

Art. no.	DN	d, ø [mm]	d1, ø [mm]	arc [°]	A [cm]	di, ø [mm]	D [cm]	L [cm]	L1 [cm]	H [cm]	X1 [cm]	X2 [cm]	SU4 [pc.]	SU2 [pc.]	SU1 [pc.]	GBP/pc.
366.888.16.1	90 / 50	90	50	88.5	2	110	11.6	17.5	14	16	30	5		5	1	35.73
367.888.16.1	100 / 50	110	50	88.5	2	110	11.6	17.5	14	17	30	6	60	5	1	29.46

Geberit HDPE connection bend 90° for sleeve

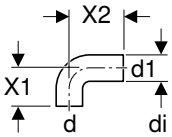

click & scan

Application purposes
- For building drainage
- For site drainage

Characteristics
- Long leg
- UV-resistant

Technical data

Product material	PE-HD

Art. no.	DN	d, ø [mm]	d1, ø [mm]	arc [°]	di, ø [mm]	X1 [cm]	X2 [cm]	SU4 [pc.]	SU3 [pc.]	SU2 [pc.]	SU1 [pc.]	GBP/pc.
361.080.16.1	50	50	50	90	44	7.5	10	800	50	10	1	5.56
363.083.16.1	56	56	50	90	44	7.5	10	600	50	10	1	5.15
364.084.16.1	56	56	63	90	57	7.5	20		50	10	1	15.98

To order additionally
- Sleeve

Geberit HDPE connection bend 90° for sleeve

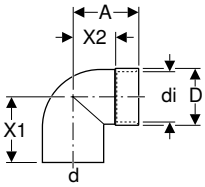

click & scan

Application purposes
- For building drainage
- For site drainage

Technical data

Product material	PE-HD

Characteristics
- UV-resistant

Scope of delivery
- Protective cap

Art. no.	DN	d, ø [mm]	arc [°]	A [cm]	di, ø [mm]	D [cm]	X1 [cm]	X2 [cm]	SU4 [pc.]	SU3 [pc.]	SU2 [pc.]	SU1 [pc.]	GBP/pc.
360.061.16.1	40	40	90	5	46	5.2	6	3	1600	100	10	1	3.43
361.065.16.1	50	50	90	6	58	6.4	7	4			10	1	3.43
363.061.16.1	56	56	90	6	46	5.2	6	4	1400	350	10	1	2.86

To order additionally
- Sleeve

Geberit HDPE connection bend 90° for wall-hung WC

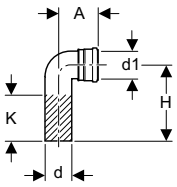

click & scan

Application purposes
- For building drainage
- For site drainage
- For connecting sanitary appliances with horizontal outlet
- For vertical installation

Technical data

Product material	PE-HD

Characteristics
- With seal made of EPDM
- UV-resistant

Scope of delivery
- Protective cap

Art. no.	DN	d, ø [mm]	d1, ø [mm]	arc [°]	A [cm]	H [cm]	K [cm]	SU4 [pc.]	SU2 [pc.]	SU1 [pc.]	GBP/pc.
366.061.16.1	90 / 90	90	90	90	11	22.5	13	120	10	1	30.93
367.070.16.1	100 / 90	110	90	90	12.1	22.5	13	80	10	1	31.27

Geberit HDPE connection bend 90° for wall-hung WC, with extension

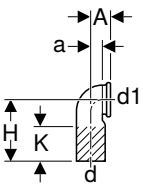

click & scan

Application purposes
- For building drainage
- For site drainage
- For connecting sanitary appliances with horizontal outlet
- For vertical installation

Technical data

Product material	PE-HD

Characteristics
- With seal made of EPDM
- UV-resistant

Scope of delivery
- Protective cap

Art. no.	DN	d, ø [mm]	d1, ø [mm]	arc [°]	A [cm]	a [cm]	H [cm]	K [cm]	SU4 [pc.]	SU3 [pc.]	SU2 [pc.]	SU1 [pc.]	GBP/pc.
367.792.16.1	100 / 100	110	110	90	7.5	4.5	22.5	13	100	25	5	1	35.04
367.925.16.1	100 / 90	110	90	90	7.5	4.5	22.5	13	100	25		1	35.02

Geberit HDPE connection bend 90° with leakage indicator connection for wall-hung WC

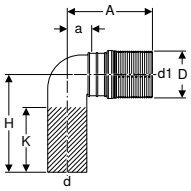

click & scan

Application purposes
- For building drainage
- For site drainage
- For connecting sanitary appliances with horizontal outlet
- For displaying leaking water from push-fit connections

Characteristics
- Carries leaking water through installation wall for visible detection
- UV-resistant

Technical data

Product material	PE-HD

Art. no.	DN	d, ø [mm]	d1, ø [mm]	arc [°]	A [cm]	a [cm]	D [cm]	H [cm]	K [cm]	SU1 [pc.]	GBP/pc.
367.997.16.1	90 / 90	90	90	90	19.7	11	10.8	22.5	13	1	36.19

Geberit HDPE connection bend 90° with lip seal, extended, for wall-hung WC

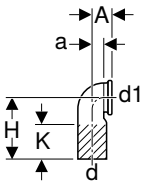

click & scan

Application purposes
- For building drainage
- For site drainage
- For connecting sanitary appliances with horizontal outlet
- For Geberit Duofix frames for wall-hung WC

Characteristics
- With seal made of EPDM
- UV-resistant

Technical data

Product material	PE-HD

Art. no.	DN	d, ø [mm]	d1, ø [mm]	arc [°]	A [cm]	a [cm]	H [cm]	K [cm]	SU1 [pc.]	GBP/pc.
241.899.00.1	90 / 90	90	90	90	6.5	3.3	41.3	32	1	42.44

Geberit HDPE double connection bend 90° for wall-hung WC

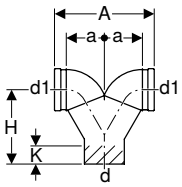

click & scan

Application purposes
- For building drainage
- For site drainage
- For vertical installation
- For connecting sanitary appliances with horizontal outlet
- For Geberit Duofix frames for wall-hung WC
- For Geberit GIS elements for wall-hung WC

Characteristics
- With seal made of EPDM
- UV-resistant

Scope of delivery
- 2 protective caps

Technical data

Product material	PE-HD

Art. no.	DN	d, ø [mm]	d1, ø [mm]	arc [°]	A [cm]	a [cm]	H [cm]	K [cm]	SU2 [pc.]	SU1 [pc.]	GBP/pc.
367.903.16.1	100 / 100 / 100	110	110	90	28.5	11	20.5	5		1	95.92
367.923.16.1	100 / 90 / 90	110	90	90	27.5	10.5	32.5	19	5	1	142.90

Geberit HDPE double connection bend 90°, offset, for wall-hung WC

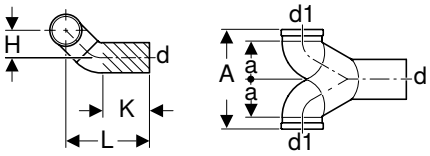

click & scan

Application purposes
- For Geberit Duofix frames for wall-hung WC
- For Geberit GIS elements for wall-hung WC
- For horizontal installation
- For connecting sanitary appliances with horizontal outlet
- For building drainage

Characteristics
- With seal made of EPDM
- UV-resistant

Scope of delivery
- 2 protective caps

Technical data

Product material	PE-HD

Art. no.	DN	d, ø [mm]	d1, ø [mm]	arc [°]	A [cm]	a [cm]	L [cm]	H [cm]	K [cm]	SU2 [pc.]	SU1 [pc.]	GBP/pc.
367.485.16.1	100 / 90 / 90	110	90	90	27.5	10.5	34	10	12	5	1	142.90
367.904.16.1	100 / 100 / 100	110	110	90	28.5	11	34	10	12		1	142.90

Geberit HDPE connector adaptor

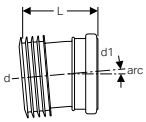

click & scan

Technical data

Product material	PE-HD

Art. no.	DN	d, ø [mm]	d1, ø [mm]	arc [°]	L [cm]	SU1 [pc.]	GBP/pc.
366.041.16.1	90	90	90	5	10.5	1	45.74
366.042.16.1	90	90	90	9	10.9	1	45.74
366.043.16.1	90	90	90	14	11.5	1	45.74
366.044.16.1	90	90	90	18	11.5	1	45.74
366.046.16.1	90	90	90	24	12.3	1	45.74
366.047.16.1	90	90	90	29	13.3	1	45.74
366.048.16.1	90	90	90	34	13.7	1	45.74

- Replacement for articles: 5° - 107.35.05B, 9° - F107.35.09B, 14° - 107.35.14B, 18° - F107.35.18B, 24° - 107.35.24B, 29° - F107.35.29B, 34° - 107.35.34B

Coupling sockets

Geberit HDPE coupling socket

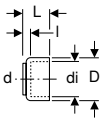

click & scan

Application purposes
- For building drainage
- For site drainage
- For sleeves

Characteristics
- UV-resistant

Scope of delivery
- Protective cap

Technical data

Product material	PE-HD

Art. no.	DN	d, ø [mm]	di, ø [mm]	D [cm]	L [cm]	l [cm]	SU2 [pc.]	SU1 [pc.]	GBP/pc.
363.774.16.1	56	56	58	6.4	3.5	1	10	1	8.17

Geberit HDPE coupling socket for floor-standing WC

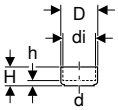

click & scan

Application purposes
- For building drainage
- For site drainage
- For sanitary appliances with vertical outlet
- For sleeves

Characteristics
- UV-resistant

Scope of delivery
- Protective cap

Technical data

Product material	PE-HD

Art. no.	DN	d, ø [mm]	di, ø [mm]	D [cm]	H [cm]	h [cm]	SU2 [pc.]	SU1 [pc.]	GBP/pc.
366.898.16.1	90	90	120	13.2	7	2	10	1	14.66
367.898.16.1	100	110	120	13.2	7	2	10	1	14.66

To order additionally
- Sleeve

Geberit HDPE connection ring seal socket with lip seal

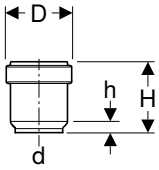

click & scan

Application purposes
- For building drainage
- For site drainage
- For connecting sanitary appliances

Characteristics
- With lip seal made of EPDM
- UV-resistant

Scope of delivery
- Protective cap

Technical data

Product material	PE-HD

Art. no.	DN	d, ø [mm]	D [cm]	H [cm]	h [cm]	SU3 [pc.]	SU2 [pc.]	SU1 [pc.]	GBP/pc.
379.768.16.3	30	32	4.4	4.8	0.8	100	10	1	6.81

Geberit HDPE connection ring seal socket with lip seal for wall-hung WC

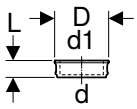

click & scan

Application purposes
- For building drainage
- For site drainage
- For connecting sanitary appliances with horizontal outlet

Characteristics
- With seal made of EPDM
- UV-resistant

Scope of delivery
- Protective cap

Technical data

Product material	PE-HD

Art. no.	DN	d, ø [mm]	d1, ø [mm]	D [cm]	L [cm]	SU2 [pc.]	SU1 [pc.]	GBP/pc.
367.794.16.1	100 / 100	110	110	13.1	4.1	10	1	16.19

Straight connectors

Geberit HDPE straight connector with ring seal socket for wall-hung WC

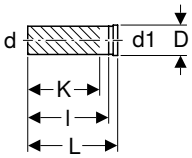

click & scan

Application purposes
- For building drainage
- For site drainage
- For connecting sanitary appliances with horizontal outlet
- For Geberit Duofix frames for wall-hung WC
- For Geberit GIS elements for wall-hung WC

Technical data

Product material	PE-HD

Characteristics
- With seal made of EPDM
- UV-resistant

Scope of delivery
- Protective cap

Art. no.	DN	d, ø [mm]	d1, ø [mm]	D [cm]	L [cm]	l [cm]	K [cm]	SU4 [pc.]	SU3 [pc.]	SU1 [pc.]	GBP/pc.
366.887.16.1	90 / 90	90	90	11.2	31	27.5	24	160	40	1	30.53
367.887.16.1	100 / 90	110	90	11.2	34.5	31.5	28	120	30	1	31.27

P-traps

Geberit HDPE P-trap

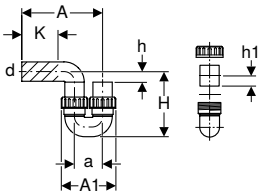

click & scan

Application purposes
- For building drainage
- For site drainage

Technical data

Depth of water seal	≥ 70 mm
Product material	PE-HD

Characteristics
- Horizontal outlet
- Inlet vertical
- Lengthways locked
- Union nut made of PP
- With seal made of EPDM
- UV-resistant

Art. no.	DN	d, ø [mm]	Discharge rate [l/s]	A [cm]	A1 [cm]	a [cm]	H [cm]	h [cm]	h1 [cm]	K [cm]	SU4 [pc.]	SU2 [pc.]	SU1 [pc.]	GBP/pc.
364.730.16.1	60	63	1.4	30.5	18.5	9.5	20.5	5	3.4	16	120	10	1	56.95
365.730.16.1	70	75	2.4	34.5	25	13.5	29.5	7	3.4	14	60	5	1	89.22
366.730.16.1	90	90	3.6	41	27	14	27	5	5.6	20	40	5	1	129.25
367.730.16.1	100	110	5.9	46	31	16	31.5	6	5.6	22	32	4	1	142.90

Suction traps

Geberit HDPE suction trap with service opening

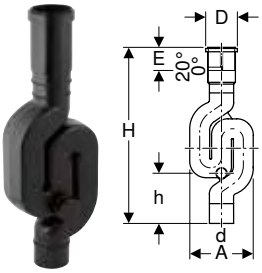

click & scan

Application purposes
- For building drainage
- For site drainage
- For use in frost-proof areas

Technical data

Depth of water seal	70 mm
Product material	PE-HD

Characteristics
- With expansion socket
- With service opening 50 mm
- Horizontal outlet
- Screw cap made of PP
- With seal made of EPDM
- UV-resistant

Scope of delivery
- Protective cap

Art. no.	DN	d, ø [mm]	Discharge rate [l/s]	G [“]	A [cm]	D [cm]	E [cm]	L [cm]	H [cm]	h [cm]	SU4 [pc.]	SU2 [pc.]	SU1 [pc.]	GBP/pc.
365.813.16.1	70	75	3.8	2 1/2	19.8	9.8	8–10.5	0–60	66.7	16.6	40	10	1	99.61
367.813.16.1	100	110	9.6	4	28.8	13.6	8–10.5	0–60	80.8	21.7	20	5	1	157.21

Accessories

Pipe brackets

Geberit pipe bracket with threaded socket G 1/2", adjustable

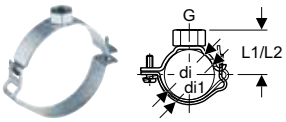

click & scan

Application purposes
- For building drainage
- For fastening to threaded pipes
- For fastening pipes to ceilings and walls
- For anchor-point fastening of pipes in combination with electrofusion tapes
- For sliding bracket fastening of pipes in connection with plastic insert strips for pipe brackets

Characteristics
- Adjustable
- Operable with one hand
- Female thread
- Zinc-plated

Technical data

Product material	Steel

Art. no.	Colour / surface	DN	G [“]	di, ø [mm]	di1, ø [mm]	L1 [cm]	L2 [cm]	B [cm]	SU4 [pc.]	SU3 [pc.]	SU2 [pc.]	SU1 [pc.]	GBP/pc.
360.841.00.2	galvanized	40	1/2	40	48	3.8	4.2	3		50	10	1	6.63
361.841.00.2	galvanized	50	1/2	50	58	4.3	4.7	3	2250	50	10	1	6.95
363.841.00.2	galvanized	56	1/2	56	64	4.6	5	3	2250	50	10	1	7.23
364.841.00.2	galvanized	60	1/2	63	71	5	5.4	3	2250	50	10	1	7.49
365.841.00.2	galvanized	70	1/2	75	83	5.6	6	3	1800	50	10	1	7.81
366.841.00.2	galvanized	90	1/2	90	98	6.3	6.7	3	1200	50	10	1	8.10
367.841.00.2	galvanized	100	1/2	110	118	7.3	7.7	3	1200	50	10	1	8.37
368.841.00.2	galvanized	125	1/2	125	133	8.1	8.5	3	700	25	5	1	8.65
369.841.00.2	galvanized	150	1/2	160	168	9.8	10.2	3	600	25	5	1	10.10

Geberit pipe bracket with threaded socket M10, adjustable

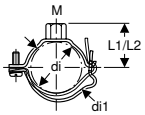

click & scan

Application purposes
- For fastening with threaded rods
- For fastening pipes to ceilings and walls
- For sliding bracket fastening of pipes in connection with plastic insert strips for pipe brackets

Characteristics
- Adjustable
- Operable with one hand
- Female thread
- Zinc-plated

Technical data

Product material	Steel

Art. no.	Colour / surface	DN	M [mm]	di, ø [mm]	di1, ø [mm]	L1 [cm]	L2 [cm]	B [cm]	SU4 [pc.]	SU3 [pc.]	SU2 [pc.]	SU1 [pc.]	GBP/pc.
360.843.00.2	galvanized	40	10	40	48	3.5	3.9	3	1400	50	10		5.78
361.843.00.2	galvanized	50	10	50	58	4	4.4	3	1200	50	10	1	5.78
363.843.00.2	galvanized	56	10	56	64	4.3	4.7	3	1400	50	10	1	6.07
364.843.00.2	galvanized	60	10	63	71	4.7	5.1	3	1400	50	10	1	6.07
365.843.00.2	galvanized	70	10	75	83	5.3	5.7	3	1200	50	10	1	6.34
366.843.00.2	galvanized	90	10	90	98	6	6.4	3	800	50	10	1	6.95
367.843.00.2	galvanized	100	10	110	118	7	7.4	3	800	50	10	1	7.23
368.843.00.2	galvanized	125	10	125	133	7.8	8.2	3	800	25	5	1	8.10
369.843.00.2	galvanized	150	10	160	168	9.5	9.9	3	300	25	5	1	8.65

- Not suitable for use as an anchor point

Geberit pipe bracket with threaded socket G 3/4", adjustable

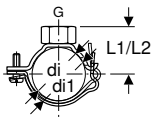

click & scan

Application purposes
- For building drainage
- For fastening to threaded pipes
- For fastening pipes to ceilings and walls
- For anchor-point fastening of pipes in combination with electrofusion tapes
- For sliding bracket fastening of pipes in connection with plastic insert strips for pipe brackets

Characteristics
- Adjustable
- Operable with one hand
- Female thread
- Zinc-plated

Technical data

Product material	Steel

Art. no.	Colour / surface	DN	G [”]	di, ø [mm]	di1, ø [mm]	L1 [cm]	L2 [cm]	B [cm]	SU3 [pc.]	SU2 [pc.]	SU1 [pc.]	GBP/pc.
360.842.00.1	galvanized	40	3/4	40	48	4	4.4	3	50	10	1	6.42
361.842.00.1	galvanized	50	3/4	50	58	4.5	4.9	3	50	10	1	7.13
363.842.00.1	galvanized	56	3/4	56	64	4.8	5.2	3	50	10	1	9.96
364.842.00.1	galvanized	60	3/4	63	71	5.2	5.6	3	50	10	1	10.04
365.842.00.1	galvanized	70	3/4	75	83	5.8	6.2	3	50	10	1	10.14
366.842.00.1	galvanized	90	3/4	90	98	6.5	6.9	3	50	10	1	10.37
367.842.00.1	galvanized	100	3/4	110	118	7.5	7.9	3	50	10	1	10.52
368.842.00.1	galvanized	125	3/4	125	133	8.3	8.7	3	25	5	1	12.69
369.842.00.1	galvanized	150	3/4	160	168	10	10.4	3	25	5	1	13.66

Geberit pipe bracket with threaded socket G 1"

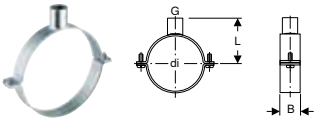

click & scan

Application purposes
- For fastening to threaded pipes
- For fastening pipes to ceilings and walls
- For sliding bracket fastening of pipes in connection with plastic insert strips for pipe brackets
- For anchor-point fastening of pipes in combination with double-flange bushings

Characteristics
- Female thread
- Zinc-plated

Technical data

Product material	Steel

Art. no.	Colour / surface	DN	G [“]	di, ø [mm]	L [cm]	B [cm]	SU2 [pc.]	SU1 [pc.]	GBP/pc.
370.840.00.1	galvanized	200	1	200	14.8	4	13	1	**31.75**
371.840.00.1	galvanized	250	1	250	17.3	4	10	1	**31.75**
372.840.00.1	galvanized	300	1	315	20.5	4	7	1	**37.50**

Accessories
- Geberit plastic insert strip for pipe bracket → p. 50

Geberit pipe bracket with threaded socket G 1 1/4"

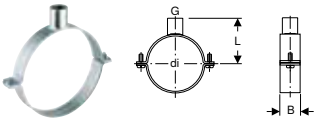

click & scan

Application purposes
- For fastening to threaded pipes
- For fastening pipes to ceilings and walls
- For sliding bracket fastening of pipes in connection with plastic insert strips for pipe brackets
- For anchor-point fastening of pipes in combination with double-flange bushings

Characteristics
- Female thread
- Zinc-plated

Technical data

Product material	Steel

Art. no.	Colour / surface	DN	G [“]	di, ø [mm]	L [cm]	B [cm]	SU3 [pc.]	SU2 [pc.]	SU1 [pc.]	GBP/pc.
370.841.00.1	galvanized	200	1 1/4	200	15.8	4	13		1	**21.38**
371.841.00.1	galvanized	250	1 1/4	250	17.3	4		10	1	**22.52**
372.841.00.1	galvanized	300	1 1/4	315	20.5	4		7	1	**27.52**

Accessories
- Geberit plastic insert strip for pipe bracket → p. 50

Geberit pipe bracket with forked legs

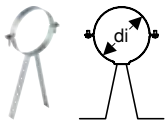

click & scan

Application purposes
- For fastening pipes to formwork
- For building drainage

Characteristics
- Forked legs, punched
- Zinc-plated

Technical data

Product material	Steel

Art. no.	Colour / surface	DN	di, ø [mm]	SU2 [pc.]	SU1 [pc.]	GBP/pc.
361.856.00.1	galvanized	50	50	50	1	5.03
363.856.00.1	galvanized	56	56	50	1	4.85
365.856.00.1	galvanized	70	75	50	1	4.85
367.856.00.1	galvanized	100	110	50	1	4.85

Fastenings for pipe brackets

Geberit HDPE double-flange bushing

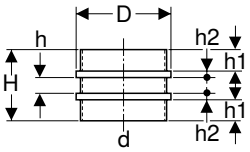

click & scan

Application purposes
- For building drainage
- For anchor-point fastening of pipes in connection with pipe brackets

Technical data

Product material	PE-HD

Art. no.	DN	d, ø [mm]	D [cm]	H [cm]	h [cm]	h1 [cm]	h2 [cm]	SU4 [pc.]	SU2 [pc.]	SU1 [pc.]	GBP/pc.
370.751.16.1	200	200	21.3	19.1	4.1	6	1.5	60	5	1	132.30
371.751.16.1	250	250	26.2	20.1	4.1	6	2	32	4	1	178.04
372.751.16.1	300	315	32.6	20.1	4.1	6	2			1	239.58

Geberit plastic insert strip for pipe bracket

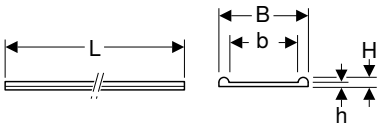

click & scan

Application purposes
- For building drainage
- For sliding bracket fastening of pipes in connection with pipe brackets

Technical data

Product material	PE-LD

Art. no.	DN	d, ø [mm]	L [m]	B [cm]	b [cm]	H [cm]	h [cm]	SU4 [m]	SU3 [m]	SU2 [m]	GBP/m
362.846.00.1	40–150	40–160	10	3.8	3.1	0.4	0.2		100	10	1.82
370.846.00.1	200–300	200–315	10	4.8	4.1	0.4	0.2	1800	100	10	3.00

Geberit electrofusion tape for anchor point

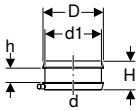

click & scan

Application purposes
- For building drainage
- For anchor-point fastening of pipes in connection with pipe brackets

Characteristics
- One-piece
- Can be welded with Geberit electrofusion tools

Technical data

Product material	PE-HD

Art. no.	DN	d, ø [mm]	d1, ø [mm]	D [cm]	H [cm]	h [cm]	SU4 [pc.]	SU3 [pc.]	SU2 [pc.]	SU1 [pc.]	GBP/pc.
361.776.16.1	50	50	58	6.6	6	3	1800	40	10	1	14.82
363.776.16.1	56	56	64	7.2	6	3	1800	40	10	1	14.82
364.776.16.1	60	63	71	7.9	6	3	1620	60	15	1	14.82
365.776.16.1	70	75	83	9.1	6	3	1080	40	10	1	15.73
366.776.16.1	90	90	98	10.6	6	3	864	32	8	1	19.52
367.776.16.1	100	110	118	12.6	6	3	648	36	12	1	19.73
368.776.16.1	125	125	133	14.1	6	3	432	24	8	1	26.16
369.776.16.1	150	160	168	17.6	6	3	288	24	8	1	29.76
370.776.16.1	200	200	208	21.6	6	3	700	10		1	37.38
371.776.16.1	250	250	258	26.6	6	3	500		5	1	48.02

Geberit electrofusion tape set for anchor point

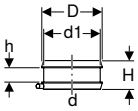

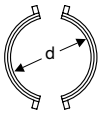

click & scan

Application purposes
- For building drainage
- For anchor-point fastening of pipes in connection with pipe brackets

Characteristics
- Two-piece
- Can be welded with Geberit electrofusion tools

Scope of delivery
- Set of 2 pieces

Technical data

Product material	PE-HD

Art. no.	DN	d, ø [mm]	d1, ø [mm]	D [cm]	H [cm]	h [cm]	SU4 [pc.]	SU3 [pc.]	SU2 [pc.]	SU1 [pc.]	GBP/pc.
372.776.16.1	300	315	323	33.1	6	3	144	12	4	1	69.73

Geberit base plate, rectangular, two-hole, with threaded socket M10 / G 1/2"

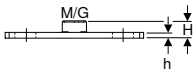

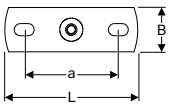

click & scan

Application purposes
- For fastening pipe brackets to the building structure
- For anchor point and sliding bracket fastenings

Characteristics
- Male thread
- Female thread
- Zinc-plated
- Two fastening points

Technical data

Product material	Steel

Art. no.	G [”]	M [mm]	a [cm]	L [cm]	B [cm]	H [cm]	h [cm]	SU3 [pc.]	SU1 [pc.]	GBP/pc.
362.851.26.1	1/2	10	8.5	12	4	1.5	0.5	50	1	4.04

Geberit base plate, rectangular, two-hole, with threaded socket M10

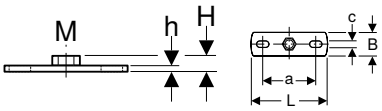

click & scan

Application purposes
- For building drainage
- For fastening pipe brackets to the building structure
- For fastening pipes to ceilings and walls
- For fastening support rails to the building structure
- For sliding bracket fastening of pipes

Characteristics
- Female thread
- Zinc-plated
- Two fastening points

Technical data

Product material	Steel

Art. no.	M [mm]	a [cm]	c [mm]	L [cm]	B [cm]	H [cm]	h [cm]	SU2 [pc.]	SU1 [pc.]	GBP/pc.
362.837.00.1	10	7.9	19	12	4	1.5	0.4	25	1	13.43

Geberit base plate, rectangular, two-hole, with threaded socket M8 / M10

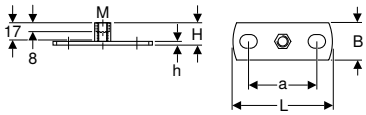

click & scan

Application purposes
- For fastening pipe brackets to the building structure
- For fastening support rails to the building structure
- For sliding bracket fastening of pipes

Characteristics
- Female thread
- Zinc-plated
- Two fastening points

Technical data

Product material	Steel

Art. no.	M [mm]	a [cm]	L [cm]	B [cm]	H [cm]	h [cm]	SU3 [pc.]	SU1 [pc.]	GBP/pc.
362.848.26.1	8 / 10	5.4	8	3	1.9	0.3	50	1	4.50

Geberit base plate, rectangular, two-hole, with threaded socket G

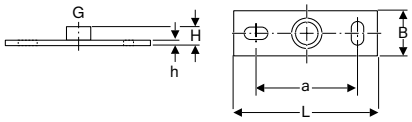

click & scan

Application purposes
- For building drainage
- For fastening pipe brackets to the building structure
- For fastening pipes to ceilings and walls
- For anchor point and sliding bracket fastenings

Characteristics
- Female thread
- Zinc-plated
- Two fastening points

Technical data

Product material	Steel

Art. no.	G [”]	a [cm]	L [cm]	B [cm]	H [cm]	h [cm]	SU4 [pc.]	SU3 [pc.]	SU2 [pc.]	SU1 [pc.]	GBP/pc.
362.826.26.1	1/2	9	12	4	2.1	0.6	2500		25	1	6.78
362.828.26.1	1	9	12	4	2.6	0.6	1000		25	1	8.81
362.868.26.1	1 1/4	11	16	6.5	3	0.8		25		1	20.50
362.869.26.1	1 1/2	11	16	6.5	3	0.8		25		1	22.21

Geberit base plate, square, four-hole, with threaded socket G



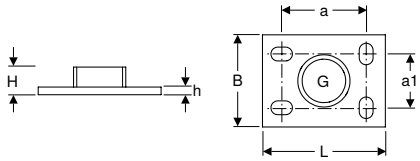

click & scan

Application purposes
- For building drainage
- For fastening pipe brackets to the building structure
- For fastening pipes to ceilings and walls
- For anchor point and sliding bracket fastenings

Characteristics
- Female thread
- Zinc-plated
- Four fastening points

Technical data

Product material	Steel

Art. no.	Colour / surface	G [“]	a [cm]	a1 [cm]	L [cm]	B [cm]	H [cm]	h [cm]	SU3 [pc.]	SU1 [pc.]	GBP/pc.
362.874.26.1	galvanized	2	11	7	16	12	3.6	1	10	1	37.04

Geberit base plate, round, three-hole, with threaded socket M10

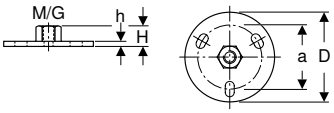

click & scan

Application purposes
- For building drainage
- For fastening pipe brackets to the building structure
- For fastening pipes to ceilings and walls
- For fastening support rails to the building structure

Characteristics
- Female thread
- Zinc-plated
- Three fastening points

Technical data

Product material	Steel

Art. no.	M [mm]	a [cm]	D [cm]	H [cm]	h [cm]	SU4 [pc.]	SU2 [pc.]	SU1 [pc.]	GBP/pc.
362.837.26.1	10	5	7	1.6	0.4	3000	50	1	5.21

Geberit base plate, round, three-hole, with threaded socket G 1/2"

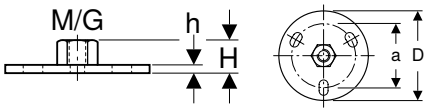

click & scan

Application purposes
- For building drainage
- For fastening pipe brackets to the building structure
- For anchor point and sliding bracket fastenings
- For fastening pipes to ceilings and walls

Characteristics
- Female thread
- Zinc-plated
- Three fastening points

Technical data

Product material	Steel

Art. no.	G [“]	a [cm]	D [cm]	H [cm]	h [cm]	SU4 [pc.]	SU2 [pc.]	SU1 [pc.]	GBP/pc.
362.839.26.1	1/2	5	7	1.9	0.4	3000	50	1	5.48

Geberit threaded rod

click & scan

Application purposes
- For fastening Geberit pipe brackets to base plates
- For building drainage
- For fastening Geberit Pluvia support rails to base plates
- For sliding bracket fastenings

Characteristics
- Zinc-plated

Scope of delivery
- Protective shell

Technical data

Product material	Steel

Art. no.	M [mm]	L [cm]	SU4 [pc.]	SU2 [pc.]	SU1 [pc.]	GBP/pc.
362.836.00.1	10	50	2000	10	1	6.31

Geberit threaded rod

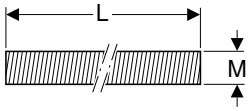

click & scan

Application purposes
- For building drainage
- For fastening Geberit pipe brackets to base plates
- For fastening Geberit Pluvia support rails to base plates
- For sliding bracket fastenings

Characteristics
- Zinc-plated

Art. no.	Colour / surface	M [mm]	L [cm]	SU2 [pc.]	SU1 [pc.]	GBP/pc.
362.834.26.1	galvanized	10	200	25	1	16.76

Geberit threaded pipe



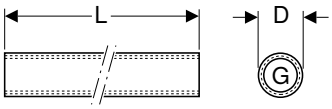

click & scan

Application purposes
- For fastening Geberit pipe brackets to base plates
- For anchor point and sliding bracket fastenings

Characteristics
- Female thread continuously threaded
- Zinc-plated

Technical data

Product material	Steel

Art. no.	G [″]	D [cm]	L [cm]	SU2 [pc.]	SU1 [pc.]	GBP/pc.
362.857.26.1	1/2	2.5	115	2	1	36.07

Geberit threaded pipe

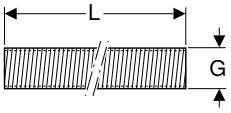

click & scan

Application purposes
- For building drainage
- For fastening Geberit pipe brackets to base plates
- For anchor point and sliding bracket fastenings

Characteristics
- Male thread
- Zinc-plated

Art. no.	Colour / surface	G [″]	L [cm]	SU2 [pc.]	SU1 [pc.]	GBP/pc.
362.852.26.1	galvanized	1/2	200	4	1	59.53
362.853.26.1	galvanized	3/4	200	2	1	111.44

Art. no.	Colour / surface	G [″]	L [cm]	SU2 [pc.]	SU1 [pc.]	GBP/pc.
362.854.26.1	galvanized	1	200	2	1	293.33
362.855.26.1	galvanized	1 1/4	200		1	256.34
362.858.26.1	galvanized	1 1/2	200		1	384.51
362.859.26.1	galvanized	2	200		1	512.66

Geberit threaded sleeve

click & scan

Application purposes
- For connecting threaded rods and threaded pipes

Characteristics
- Female thread
- Zinc-plated

Art. no.	Colour / surface	G [″]	M [mm]	L [cm]	SU2 [pc.]	SU1 [pc.]	GBP/pc.
362.843.26.1	galvanized		10	3	50	1	3.16
362.844.26.1	galvanized	1/2		3.4	50	1	6.76

Geberit adaptor

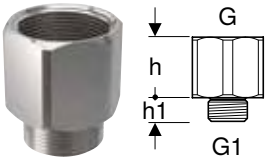

click & scan

Application purposes
- For connecting Geberit pipe brackets and threaded pipes

Characteristics
- Zinc-plated

Art. no.	Colour / surface	G [″]	G1 [″]	H [cm]	h [cm]	h1 [cm]	SU2 [pc.]	SU1 [pc.]	GBP/pc.
362.875.26.1	galvanized	1	3/4	5.2	3.6	1.6	10	1	26.20
362.876.26.1	galvanized	1 1/4	3/4	5.7	4.1	1.6	10	1	27.35
362.877.26.1	galvanized	1 1/2	3/4	7.6	5.6	2	10	1	32.74
362.878.26.1	galvanized	2	3/4	7.2	5.6	1.6	10	1	41.00
362.879.26.1	galvanized	1 1/2	1 1/4	6.6	4.6	2	10	1	39.30
362.880.26.1	galvanized	2	1 1/4	7.6	5.6	2	10	1	41.00

Geberit hanging support

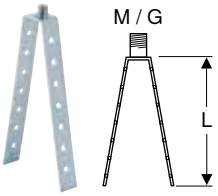

click & scan

Application purposes
- For fastening pipes to formwork
- For building drainage

Characteristics
- Male thread

Technical data

Product material	Zinc-plated steel

Art. no.	M [mm]	L [cm]	SU2 [pc.]	SU1 [pc.]	GBP/pc.
362.835.00.1	10	16	25	1	3.90

Geberit hanger bolt

click & scan

Application purposes
- For fastening Geberit pipe brackets with coupling M10 to wood constructions
- For building drainage

Art. no.	L [cm]	SU2 [pc.]	SU1 [pc.]	GBP/pc.
362.833.00.1	10	25	1	2.76

Geberit reduction nipple

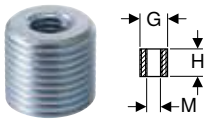

click & scan

Application purposes
- For building drainage

Art. no.	Colour / surface	G [″]	M [mm]	H [cm]	SU2 [pc.]	SU1 [pc.]	GBP/pc.
362.842.26.1	galvanized	1/2	10	2	50	1	4.04

Geberit double nipple M10 / G 1/2"

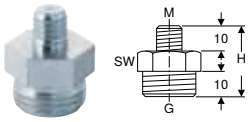

click & scan

Application purposes
- For fastening Geberit pipe brackets to base plates
- For anchor point and sliding bracket fastenings

Characteristics
- Reduced
- Zinc-plated

Technical data

Product material	Steel

Art. no.	Colour / surface	G [″]	M [mm]	H [cm]	SW [mm]	SU2 [pc.]	SU1 [pc.]	GBP/pc.
362.856.26.1	galvanized	1/2	10	2.8	22	10	1	2.79

Support shells

Geberit support shell, zinc-plated and coated

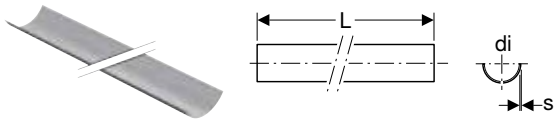

click & scan

Application purposes
- For stabilising Geberit fastening systems

Characteristics
- Coated
- Steel, black coated exterior
- Zinc-plated

Technical data

Product material	Steel

Art. no.	Colour / surface	DN	di, ø [mm]	s [mm]	L [m]	SU3 [m]	SU2 [m]	GBP/m
360.850.00.1	coated	40	40	0.75	3	30	3	11.53
361.850.00.1	coated	50	50	0.75	3	30	3	12.90
363.850.00.1	coated	56	56	0.75	3	30	3	15.08
364.850.00.1	coated	60	63	0.75	3	30	3	17.39
365.850.00.1	coated	70	75	0.75	3	30	3	17.57

Art. no.	Colour / surface	DN	di, ø [mm]	s [mm]	L [m]	SU3 [m]	SU2 [m]	GBP/m
366.850.00.1	coated	90	90	0.75	3	30	3	18.56
367.850.00.1	coated	100	110	0.75	3	30	3	21.66
368.850.00.1	coated	125	125	0.75	3	30	3	24.78

Sealings

Geberit HDPE weld-on cap

click & scan

Application purposes
- For building drainage
- For site drainage
- For butt welding

Characteristics
- UV-resistant

Technical data

Product material	PE-HD

Art. no.	DN	d, ø [mm]	SU3 [pc.]	SU2 [pc.]	SU1 [pc.]	GBP/pc.
379.812.16.1	30	32		10	1	2.72
360.812.16.1	40	40		10	1	2.86
361.812.16.1	50	50	50	10	1	2.86
363.812.16.1	56	56	100	10	1	2.87
364.812.16.1	60	63	100	10	1	2.91
365.812.16.1	70	75	50	10	1	2.93
366.812.16.1	90	90		10	1	3.84
367.812.16.1	100	110	50	10	1	4.32
368.812.16.1	125	125		10	1	5.48
369.812.16.1	150	160		10	1	14.57
370.812.16.1	200	200			1	28.54

Geberit HDPE end cap, extended

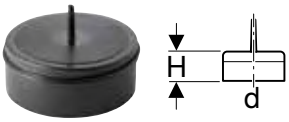

click & scan

Application purposes
- For building drainage
- For site drainage
- For welding or insertion

Characteristics
- UV-resistant

Technical data

Product material	PE-HD

Art. no.	DN	d, ø [mm]	H [cm]	SU3 [pc.]	SU2 [pc.]	SU1 [pc.]	GBP/pc.
361.929.16.1	50	50	4	25		1	13.63
363.929.16.1	56	56	4	25		1	13.77
365.929.16.1	70	75	4.4		10	1	14.24
366.929.16.1	90	90	4.5		10	1	15.56
367.929.16.1	100	110	4.6	50	10	1	17.16
369.929.16.1	150	160	6.5		10	1	40.80

Geberit HDPE protective cap for pipe end

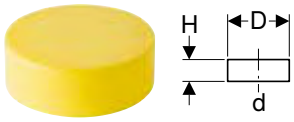

click & scan

Application purposes
- For building drainage
- For protecting pipe ends

Technical data

Product material	PE-LD

Art. no.	Colour / surface	DN	d, ø [mm]	D [cm]	H [cm]	SU4 [pc.]	SU3 [pc.]	SU2 [pc.]	SU1 [pc.]	GBP/pc.
360.802.92.1	yellow	40	40	4.2	3.5			10	1	1.92
361.802.92.1	yellow	50	50	5.2	3.5		50	10	1	1.92
363.802.92.1	yellow	56	56	5.8	3.5	2400	100	10	1	1.96
364.802.92.1	yellow	60	63	6.5	3.5		100	10	1	2.07
365.802.92.1	yellow	70	75	7.8	3.5		100	10	1	2.10
366.802.92.1	yellow	90	90	9.3	3.5		100	10	1	2.13
367.802.92.1	yellow	100	110	11.3	4	800	100	10	1	2.44
368.802.92.1	yellow	125	125	12.9	4			10	1	3.21
369.802.92.1	yellow	150	160	16.4	3			10	1	6.74

Geberit HDPE screw cap



click & scan

Application purposes
- For building drainage
- For site drainage

Characteristics
- With seal made of EPDM

Technical data

Product material	PP

Art. no.	DN	d, ø [mm]	Rg [“]	Gl [mm]	D [cm]	H [cm]	SU4 [pc.]	SU3 [pc.]	SU2 [pc.]	SU1 [pc.]	GBP/pc.
379.781.16.1	30	32	1/8	44	5.6	2.6			10	1	8.18
360.781.16.1	40	40	1/6	52	6.4	3.3			10	1	7.33
362.781.16.1	50	48	1/8	60	7.5	3.2			10	1	4.47
361.781.16.1	50	50	1/6	62	7.4	3.3			10	1	7.09
363.781.16.1	56	56	1/6	70	8.5	3.5			10	1	8.24
364.781.16.1	60	63	1/6	75	9	4.2			10	1	11.13
365.781.16.1	70	75	1/6	95	11.2	4.5			10	1	14.82
366.781.16.1	90	90	1/4	110	12.9	5			10	1	19.53
367.781.16.1	100	110	1/4	130	14.9	6.5	320	80	10	1	22.31

Geberit HDPE screw cap for access pipes

click & scan

Application purposes
- For building drainage
- For site drainage
- For Geberit access pipes 90° with round service opening

Characteristics
- With seal made of EPDM

Technical data

Product material	PP

Art. no.	d, ø [mm]	SU1 [pc.]	GBP/pc.
240.332.00.1	75	1	24.71
240.331.00.1	90	1	40.14

Geberit HDPE screw cap for access pipes

click & scan

Application purposes
- For building drainage
- For site drainage
- For Geberit HDPE access pipes 45°

Characteristics
- With seal made of EPDM

Technical data

Product material	PP

Art. no.	DN	d, ø [mm]	SU1 [pc.]	GBP/pc.
367.809.16.1	125–150	125–160	1	17.73

Geberit HDPE screw cap for access pipes

click & scan

Application purposes
- For building drainage
- For site drainage
- For Geberit HDPE access pipes 90°, ø 110–160 mm

Characteristics
- With seal made of EPDM

Technical data

Product material	PP

Art. no.	d, ø [mm]	SU1 [pc.]	GBP/pc.
367.810.16.1	110	1	26.56

Seals

Geberit HDPE round cord ring

click & scan

Application purposes
- For building drainage
- For Geberit HDPE ring seal sockets

Technical data

Product material	EPDM

Art. no.	Colour / surface	DN	d, ø [mm]	SU3 [pc.]	SU2 [pc.]	SU1 [pc.]	GBP/pc.
362.790.00.1	black	30	32		5	1	2.70
360.789.00.1	black	40	40		5		2.98
362.769.00.1	black	40	45	50	5	1	2.41
362.708.00.1	black		48		5		2.70
361.789.00.1	black	50	50	50	10	1	2.70
363.789.00.1	black	56	56	50	10	1	2.34
364.789.00.1	black	60	63	50	5		2.70
365.789.00.1	black	70	75	50	5	1	2.70
366.789.00.1	black	90	90	30	5		2.70
367.988.00.1	black	80	90		5		3.68
367.708.00.1	black	100	110			1	10.61
367.789.00.1	black	100	110	50	10	1	3.14
368.789.00.1	black	125	125	30	5	1	4.04
369.789.00.1	black	150	160		10	1	5.62

Geberit lip seal for flush pipe

click & scan

Technical data

Product material	EPDM

Art. no.	DN	d, ø [mm]	SU3 [pc.]	SU2 [pc.]	GBP/pc.
362.771.00.1	40	45	50	10	2.67

Geberit PE sleeve for expansion sockets (from year of manufacture 2013)

click & scan

Application purposes

- For building drainage
- For Geberit HDPE expansion sockets (from year of manufacture 2013)

Technical data

Product material	EPDM

Art. no.	DN	d, ø [mm]	SU1 [pc.]	GBP/pc.
242.922.00.1	30	32	1	2.32
242.923.00.1	40	40	1	2.32
242.924.00.1	50	50	1	3.48
242.925.00.1	56	56	1	3.48
242.926.00.1	60	63	1	5.84
242.927.00.1	70	75	1	5.84
242.928.00.1	90	90	1	7.02
242.929.00.1	100	110	1	8.19
242.930.00.1	125	125	1	14.04
242.931.00.1	150	160	1	18.40

Geberit PE sleeve for expansion sockets (up to year of manufacture 2013)

click & scan

Application purposes

- For building drainage
- For Geberit HDPE expansion sockets

Technical data

Product material	EPDM

Art. no.	DN	d, ø [mm]	SU1 [pc.]	GBP/pc.
853.522.00.1	40	40	1	8.18
853.523.00.1	50	50	1	9.52
853.524.00.1	56	56	1	11.81
853.526.00.1	70	75	1	16.36
853.527.00.1	90	90	1	18.59
853.528.00.1	100	110	1	126.06
853.529.00.1	125	125	1	24.71
853.531.00.1	150	160	1	32.38
853.705.00.1	200	200	1	35.57

Geberit HDPE sleeve for connection bend

click & scan

Application purposes
- For building drainage
- For Geberit HDPE outlet bends

Technical data

Product material	EPDM

Art. no.	DN	d, ø [mm]	SU3 [pc.]	SU2 [pc.]	SU1 [pc.]	GBP/pc.
387.282.00.1	90	90	50	10	1	12.13
240.813.00.1	100	110			1	5.82

Geberit sleeve

click & scan

Application purposes
- For bidets and washbasins

Technical data

Product material	EPDM

Art. no.	d, ø [mm]	d1, ø [mm]	L [cm]	SU4 [pc.]	SU3 [pc.]	SU2 [pc.]	SU1 [pc.]	GBP/pc.
152.796.00.1	40	44	2.3		100	10	1	8.51
152.495.00.1	32	46	2.3		100	10	1	3.14
152.496.00.1	40	46	2.3		100	10	1	4.49
153.566.16.1	50	58	2.3	6400	100	10	1	8.51

Geberit sleeve

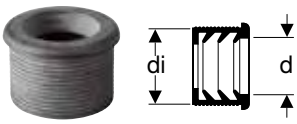

click & scan

Application purposes
- For bidets and washbasins

Technical data

Product material	EPDM

Art. no.	DN	d, ø [mm]	di, ø [mm]	SU3 [pc.]	SU2 [pc.]	SU1 [pc.]	GBP/pc.
152.682.00.1	50	32	44	100	10	1	5.42
152.689.00.1	56	32	50	100	10	1	8.51
152.690.00.1	56	40	50	100	10	1	8.85
152.691.00.1	60	32	57	100	10	1	9.05
152.692.00.1	60	40	57	100	10	1	9.05
152.693.00.1	60	50	57	100	10	1	9.32
152.694.00.1	70	50	70		50	1	13.07

Geberit HDPE flange gasket

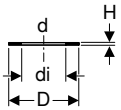

click & scan

Application purposes
- For building drainage
- For creating flange connections

Characteristics
- With seal made of EPDM

Technical data

Product material	EPDM

Art. no.	DN	d, ø [mm]	di, ø [mm]	D [cm]	H [cm]	SU2 [pc.]	SU1 [pc.]	GBP/pc.
361.742.00.1	50	50	45	9.2	0.3		1	3.43
363.742.00.1	56–60	56–63	59	10.7	0.3		1	4.32
365.742.00.1	70	75	69	12.7	0.3		1	5.14
366.742.00.1	90	90	83	14.2	0.3	10	1	8.18
367.742.00.1	100	110	102	16.2	0.3		1	9.17
368.742.00.1	125	125	116	19.2	0.3		1	9.62
369.742.00.1	150	160	149	21.7	0.3		1	11.46
370.742.00.1	200	200	191	27.2	0.3		1	14.31
371.742.00.1	250	250	238	32.7	0.4		1	24.32
372.742.00.1	300	315	298	37.7	0.4		1	31.46

Geberit compression seal

click & scan

Application purposes
- For Geberit HDPE screw connections
- For Geberit HDPE screw caps

Technical data

Product material	EPDM

Art. no.	d, ø [mm]	di, ø [mm]	SU3 [pc.]	SU2 [pc.]	GBP/pc.
362.783.00.1	48	44	50	10	2.70
364.783.00.1	63	59		5	2.70

Geberit HDPE compression seal

click & scan

Application purposes
- For building drainage
- For Geberit HDPE screw connections
- For Geberit HDPE screw caps

Technical data

Product material	EPDM

Art. no.	DN	d, ø [mm]	SU3 [pc.]	SU2 [pc.]	SU1 [pc.]	GBP/pc.
379.783.00.1	30	32		5		2.70
360.783.00.1	40	40		5	1	2.70
361.783.00.1	50	50		10	1	2.16
363.783.00.1	56	56	100	10	1	2.70
365.783.00.1	70	75		5		2.70
366.783.00.1	90	90		5	1	4.04
367.783.00.1	100	110		5	1	4.04

Geberit compression seal

click & scan

Application purposes
- For Geberit HDPE access pipes 45°
- For Geberit HDPE access pipes 90°

Technical data

Product material	EPDM

Art. no.	DN	d, ø [mm]	di, ø [mm]	SU1 [pc.]	GBP/pc.
887.371.00.1	100	110	98	1	9.52
853.405.00.1	125–150	125–160	108	1	2.78

Geberit compression ring

click & scan

Application purposes
- For Geberit HDPE screw connections

Technical data

Product material	PP

Art. no.	DN	d, ø [mm]	SU2 [pc.]	SU1 [pc.]	GBP/pc.
379.782.16.1	30	32	5		5.48
360.782.16.1	40	40	10	1	2.70
362.782.16.1		48	10		2.70
361.782.16.1	50	50	10	1	1.24
363.782.16.1	56	56	10		2.70
364.782.16.1	60	63	5	1	2.70
365.782.16.1	70	75	5	1	2.70
366.782.16.1	90	90	5	1	2.70
367.782.16.1	100	110	5	1	2.70

Geberit HDPE round cord ring for access pipe

click & scan

Application purposes
- For oval service openings

Technical data

Product material	EPDM

Art. no.	DN	d, ø [mm]	SU1 [pc.]	GBP/pc.
853.928.00.1	100–150	110–160	1	2.91
853.970.00.1	200–300	200–315	1	0.89

Geberit lip seal, EPDM

click & scan

Application purposes
- For Geberit Silent-PP ring seal sockets
- For Geberit Silent-Pro ring seal sockets
- For Geberit HDPE ring seal sockets with lip seal

Technical data

Product material	EPDM

Art. no.	DN	d, ø [mm]	SU3 [pc.]	SU2 [pc.]	GBP/pc.
242.278.00.1	30	32	100	10	1.88
241.785.00.1	40	40	100	10	1.88
241.786.00.1	50	50	100	10	1.88
244.126.00.1	56	56	100	10	1.88
244.127.00.1	60	63	100	10	3.04
241.787.00.1	70	75	100	10	3.04
241.790.00.1	90	90	100	10	3.04
241.791.00.1	100	110	100	10	3.04
242.279.00.1	125	125	100	10	1.88
242.280.00.1	150	160	100	10	1.88

Protection covers

Geberit protective cap

click & scan

Application purposes
- For building drainage
- For site drainage
- For Geberit coupling sockets

Technical data

Product material	PE-LD

Art. no.		Colour / surface	DN	d, ø [mm]	H [cm]	h [cm]	SU4 [pc.]	SU3 [pc.]	SU2 [pc.]	SU1 [pc.]	GBP/pc.
366.820.92.1	PO	yellow	90	90	8.3	3.3	800	50	10	1	6.76

PO: Phase out as of September 2027

Geberit protective cap

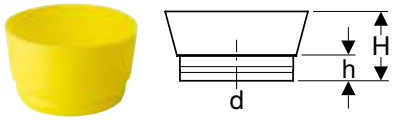

click & scan

Application purposes
- For building drainage
- For site drainage
- For Geberit coupling sockets
- For coupling sockets for floor-standing WCs

Technical data

Product material	PE-LD

Art. no.	Colour / surface	DN	d, ø [mm]	H [cm]	h [cm]	SU1 [pc.]	GBP/pc.
367.819.92.1	yellow	100	110	7.5	2.5	1	8.02

Geberit protective cap for ring seal socket

click & scan

Application purposes
- For building drainage

Technical data

Product material	PE-LD

Art. no.	Colour / surface	DN	d, ø [mm]	h [cm]	SU2 [pc.]	SU1 [pc.]	GBP/pc.
853.619.92.1	yellow	100	110	3.3	10	1	3.69

Geberit protection cap

click & scan

Application purposes
- For building drainage

Technical data

Product material	PE-LD

Art. no.	Colour / surface	DN	d, ø [mm]	h [cm]	SU2 [pc.]	SU1 [pc.]	GBP/pc.
853.612.92.1	yellow	40	40	2.8	10	1	4.04
853.614.92.1	yellow	50	50	2.8	10	1	4.04
853.615.92.1	yellow	56	56	2.8	10	1	2.46
853.616.92.1	yellow	60	63	2.8	10	1	2.90
853.617.92.1	yellow	70	75	2.9	10	1	2.90
853.618.92.1	yellow	90	90	2.9	10	1	3.43
853.620.92.1	yellow	125	125	3.4	10	1	4.41
853.622.92.1	yellow	150	160	3.5	10	1	7.41

Consumables

Geberit lubricant, 250 ml

click & scan

Application purposes
- For lubricating the seals of push-fit connections
- For building drainage

Art. no.	SU4 [pc.]	SU2 [pc.]	SU1 [pc.]	GBP/pc.
953.761.00.1	780	10	1	5.97

Geberit grease pencil with retractable lead

click & scan

Application purposes
- For marking on Geberit pipes

Characteristics
- Pressure pin with convenient one-hand operation
- Lead retractable for protection after use
- Water-soluble
- Washable from smooth surfaces
- UV-resistant

Art. no.	Colour / surface	SU3 [pc.]	SU1 [pc.]	GBP/pc.
690.102.00.1	yellow	25	1	24.62

Accessories
- Geberit spare leads for grease pencil with retractable lead → p. 66

Geberit spare leads for grease pencil with retractable lead

click & scan

Characteristics
- Water-soluble
- Washable from smooth surfaces
- UV-resistant

Scope of delivery
- Box with 12 spare leads

Art. no.	Colour / surface	SU3 [pc.]	SU1 [pc.]	GBP/pc.
690.103.00.1	yellow	25	1	24.62

Geberit Silent-db20

Preliminary remarks **71**

Pipes **72**

Fittings **72**

Bends 72
Branch fittings 76
Reducers 81
Access pipes 82

SuperTube fittings **83**

Bends 83
Special fittings 84

Connections **85**

Welding joints 85
Push-in connections 85
Clamping connectors 86
Adaptors to other product materials 87

Waste Fittings **88**

Connection bends 88
Connection ring seal sockets 91

Accessories **91**

Pipe brackets 91
Fastenings for pipe brackets 92
Sealings 93
Seals 94
Consumables 95

Preliminary remarks

Introduction to Geberit Silent-db20

The Geberit Silent-db20 is the perfect commercial soil & waste and drainage system. With robust pipes available in all common diameters, from 56 mm to 160 mm, and a comprehensive range of fittings and special fittings to suit most installations.

Whether it be in a residential complex, a hotel or in a meeting room, noisy discharge pipes are irritating - a problem that is easily eliminated with the Geberit Silent-db20 waste and drainage system. These pipes and fittings, optimised as they are with respect to sound insulation and hydraulics, are suitable for both discharge stacks and floor connections and ensure quiet and effective drainage in every kind of building.

Benefits of Geberit Silent-db20

Effective sound insulation
Made from mineral-reinforced plastic, making it denser than HPDE, effectively reducing the natural vibrations and noise.

Clean installation
No chemicals used in the installation process

Chemical resistant
Resistant to a wide range of chemicals

Temperature resistant
Resistant to hot and cold

Impact resistant
Flexible materials absorbs impact

Innovative fitting design
Fittings are ribbed at impact areas to reduce the air borne noise transfer

Technical assistance
Answer email & telephone enquiries, as well as project take offs

Experienced
More than 60 years of practical experience in drainage technology

Always consider

When fitting an acoustic installation, it is not just the drainage system which needs careful consideration. Try to have as few offsets as possible to reduce the amount of impact zones, thus decreasing the sound. If an offset is necessary, use 2x 45degree bends instead.

Ensure you decouple the whole installation away from the construction of the building. Use rubber lined brackets to absorb the vibrations, as well as sound insulation for pipes coming into contact with the walls and floors.

Use the correct tooling

There are two main connection methods, butt-welding and electrowelding. Geberit recommends electrowelding Silent-db20 pipes and fittings, to ensure a smooth bore is maintained throughout the system, ensuring minimal noise transfer.

Butt-welding:
- Great for prefabrication on or off site
- Media machine up to 160mm
- Universal machine up to 315mm
- Use HM planer blade set for Geberit Silent-db20

Electrowelding:
- Great for on-site installations
- Use AW 315G (from Advanced Welding) 110v for up to 315mm

Our Specification team can take plan drawings, schematics and any other relevant installation information and they will create a take off for your project free of charge.

If you would like to use this service, please email specification.gb@geberit.com

If you require any technical assistance, please contact the technical department on 01926 516800, or email technical@geberit.co.uk.

BBA APPROVAL INSPECTION TESTING CERTIFICATION
CERTIFICATE 19/5706

Pipes

Geberit Silent-db20 pipe

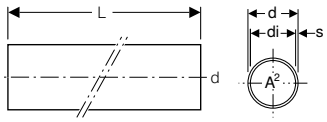

click & scan

Application purposes
- For building drainage
- For buildings with increased sound insulation requirements

Characteristics
- Abrasion resistant
- Highly sound-insulating
- UV-resistant

Technical data

Storage temperature	≤ 40 °C
Product material	PE-S2
Thermal expansion	0.17 mm/(m·K)
Thermal conductivity, pipe	0.43 W/(m·K)

Art. no.	DN	d, ø [mm]	di, ø [mm]	s [mm]	L [m]	A² [cm²]	SU4 [m]	SU2 [m]	GBP/m
305.000.14.1	56	56	49.6	3.2	3	19.3	264	3	13.60
306.000.14.1	60	63	56.6	3.2	3	25.1	234	3	16.61
307.000.14.1	70	75	67.8	3.6	3	36.1	189	3	20.27
308.000.14.1	90	90	79	5.5	3	49	126	3	29.91
310.000.14.1	100	110	98	6	3	75.4	102	3	32.30
315.001.14.1	150	160	146	7	3	167.4	66	3	51.76

Fittings

Bends

Geberit Silent-db20 bend

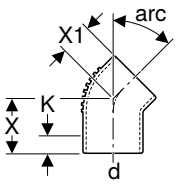

click & scan

Application purposes
- For building drainage
- For buildings with increased sound insulation requirements

Characteristics
- Can be shortened
- Long leg
- Abrasion resistant
- Highly sound-insulating
- UV-resistant

Technical data

Storage temperature	≤ 40 °C
Product material	PE-S2
Thermal expansion	0.17 mm/(m·K)
Thermal conductivity, pipe	0.43 W/(m·K)

Art. no.	DN	d, ø [mm]	X [cm]	X1 [cm]	K [cm]	SU4 [pc.]	SU3 [pc.]	SU2 [pc.]	SU1 [pc.]	GBP/pc.
arc / angle: 15°										
305.150.14.1	56	56	7.5	4.5	3.5	960	60	10	1	6.23
306.150.14.1	60	63	7.5	5	3.5	640	40	10	1	9.49
307.150.14.1	70	75	8	5	3.5	480	60	10	1	9.49
308.150.14.1	90	90	10	5.5	5.5	320	40	10	1	14.50
310.150.14.1	100	110	10	6	5.5	160	20	10	1	14.50
315.150.14.1	150	160	13	7.5	8	64	4		1	57.46
arc / angle: 30°										
305.300.14.1	56	56	7.5	4.5	3.5	800	50	10	1	6.23
306.300.14.1	60	63	7.5	5	3	800	50	10	1	9.49
307.300.14.1	70	75	8	5	3.5	480	60	10	1	9.49
308.300.14.1	90	90	10	6.5	4.5	320	40	10	1	14.50
310.300.14.1	100	110	10	6	4.5	160	20		1	14.50
315.300.14.1	150	160	15.7	15.7	7	32	4		1	112.47

Art. no.	DN	d, ø [mm]	X [cm]	X1 [cm]	K [cm]	SU4 [pc.]	SU3 [pc.]	SU2 [pc.]	SU1 [pc.]	GBP/pc.
arc / angle: 45°										
305.450.14.1	56	56	7.5	4.5	3	960	60	10	1	6.23
306.450.14.1	60	63	7.5	5	2.5	640	80	20	1	9.49
307.450.14.1	70	75	8	5	2.5	480	60	10	1	9.49
308.450.14.1	90	90	10	5.5	4	320	40		1	14.50
310.450.14.1	100	110	10	6	4	160	20		1	14.50
315.450.14.1	150	160	15.5	9.5	8	64	4		1	34.44
arc / angle: 67°										
305.670.14.1	56	56	7.5	5.5	2	800	50	10	1	6.23
307.670.14.1	70	75	8	6	2	480	60	10	1	9.49
308.670.14.1	90	90	10	7	3	320	40	10	1	21.27
310.670.14.1	100	110	10	8	2.5	160	20	10	1	21.27

Geberit Silent-db20 bend with large leg

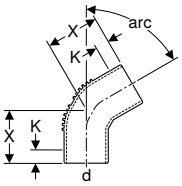

click & scan

Application purposes
- For building drainage
- For buildings with increased sound insulation requirements

Technical data

Storage temperature	≤ 40 °C
Product material	PE-S2
Thermal expansion	0.17 mm/(m·K)
Thermal conductivity, pipe	0.43 W/(m·K)

Characteristics
- Can be shortened
- Long leg
- Fitting welded
- Abrasion resistant
- Highly sound-insulating
- UV-resistant

Art. no.	DN	d, ø [mm]	X [cm]	K [cm]	SU4 [pc.]	SU3 [pc.]	SU2 [pc.]	SU1 [pc.]	GBP/pc.
arc / angle: 60°									
305.600.14.1	56	56	9.1	3.5		50	10	1	27.49
306.600.14.1	60	63	9.7	3		50	10	1	27.49
307.600.14.1	70	75	11.3	3.5		40	10	1	27.49
308.600.14.1	90	90	13.8	4.5	120		10	1	49.98
310.600.14.1	100	110	14.6	4.5	120		10	1	49.98
arc / angle: 88.5°									
305.885.14.1	56	56	11	3	400	50	10	1	17.49
306.885.14.1	60	63	11.5	2.5	400	50	10	1	17.49
307.885.14.1	70	75	12.8	2.5	320	20		1	17.49
308.885.14.1	90	90	15.6	4	160	20		1	37.47
310.885.14.1	100	110	16.9	4	120		10	1	37.47
315.885.14.1	150	160	22.5	8	32	4		1	102.02

Geberit Silent-db20 bend 88.5°

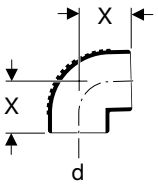

click & scan

Application purposes
- For building drainage
- For buildings with increased sound insulation requirements

Technical data

Storage temperature	≤ 40 °C
Product material	PE-S2
Thermal expansion	0.17 mm/(m·K)
Thermal conductivity, pipe	0.43 W/(m·K)

Characteristics
- Abrasion resistant
- Highly sound-insulating
- UV-resistant

Art. no.	DN	d, ø [mm]	arc [°]	X [cm]	SU4 [pc.]	SU3 [pc.]	SU2 [pc.]	SU1 [pc.]	GBP/pc.
305.880.14.1	56	56	88.5	6.5	960	60	10	1	**7.50**
306.880.14.1	60	63	88.5	7	640	40	10	1	**7.50**
307.880.14.1	70	75	88.5	7.5	480	60	10	1	**7.50**
308.880.14.1	90	90	88.5	8	320	40	10	1	**12.11**
310.880.14.1	100	110	88.5	9.5	160		10	1	**13.09**

Geberit Silent-db20 bend 45° with large leg

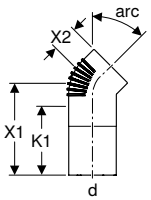

click & scan

Application purposes
- For building drainage
- For buildings with increased sound insulation requirements

Technical data

Storage temperature	≤ 40 °C
Product material	PE-S2
Thermal expansion	0.17 mm/(m·K)
Thermal conductivity, pipe	0.43 W/(m·K)

Characteristics
- Can be shortened
- Fitting welded
- Long leg
- Abrasion resistant
- Highly sound-insulating
- UV-resistant

Art. no.	DN	d, ø [mm]	arc [°]	X1 [cm]	X2 [cm]	K1 max. [cm]	SU3 [pc.]	SU1 [pc.]	GBP/pc.
308.014.14.1	90	90	45	21	5.5	15.5	10	1	**34.77**
310.014.14.1	100	110	45	21	6	15	10	1	**37.47**

Geberit Silent-db20 bend 90° with large leg

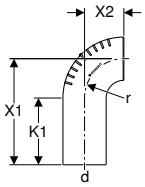

click & scan

Application purposes
- For building drainage
- For buildings with increased sound insulation requirements

Technical data

Storage temperature	≤ 40 °C
Product material	PE-S2
Thermal expansion	0.17 mm/(m·K)
Thermal conductivity, pipe	0.43 W/(m·K)

Characteristics
- Long leg
- Abrasion resistant
- Highly sound-insulating
- UV-resistant

Art. no.	DN	d, ø [mm]	arc [°]	X1 [cm]	X2 [cm]	K1 max. [cm]	r [cm]	SU4 [pc.]	SU3 [pc.]	SU2 [pc.]	SU1 [pc.]	GBP/pc.
306.008.14.1	60	63	90	21	5	12.6	5	400	50	10	1	**18.59**
310.008.14.1	100	110	90	27	10	13.6	10	96	12		1	**33.06**

Geberit Silent-db20 Offset fitting

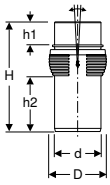

click & scan

Application purposes
- For building drainage
- For buildings with increased sound insulation requirements
- For vertical installation
- For tension-free compensation of offset in stack (≤ 10 cm per floor) in combination with repair socket or double sleeve coupling
- For a pipe length of minimum 1.5 m and maximum 3 m between two Geberit Silent-db20 Offset fittings

Technical data

Storage temperature	≤ 40 °C
Product material	PE-S2
Thermal expansion	0.17 mm/(m·K)
Thermal conductivity, pipe	0.43 W/(m·K)

Characteristics
- Abrasion resistant
- Highly sound-insulating
- UV-resistant
- Swivelling ball joint

Art. no.	Colour / surface	DN	d, ø [mm]	D [cm]	H [cm]	h1 [cm]	h2 [cm]	SU4 [pc.]	SU3 [pc.]	SU2 [pc.]	SU1 [pc.]	GBP/pc.
310.048.14.1	black matt	100	110	13.6	26	5.3	13	144	12	2	1	**42.69**

Branch fittings

Geberit Silent-db20 branch fitting 45°

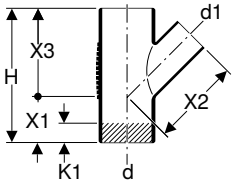

click & scan

Application purposes
- For building drainage
- For buildings with increased sound insulation requirements

Technical data

Storage temperature	≤ 40 °C
Product material	PE-S2
Thermal expansion	0.17 mm/(m·K)
Thermal conductivity, pipe	0.43 W/(m·K)

Characteristics
- Abrasion resistant
- Highly sound-insulating
- UV-resistant

Art. no.	DN	d, ø [mm]	d1, ø [mm]	arc [°]	H [cm]	X1 [cm]	X2 [cm]	X3 [cm]	K1 max. [cm]	SU4 [pc.]	SU3 [pc.]	SU2 [pc.]	SU1 [pc.]	GBP/pc.
305.054.14.1	56 / 56	56	56	45	18	6	12	12	1.5	400	50	10	1	**9.11**
306.054.14.1	60 / 56	63	56	45	19.5	6.5	13	13	2	320	40	10	1	**9.42**
306.064.14.1	60 / 60	63	63	45	19.5	6.5	13	13	2	320	40	10	1	**9.42**
307.054.14.1	70 / 56	75	56	45	21	7	14	14	3.5	240	30	10	1	**10.97**
307.064.14.1	70 / 60	75	63	45	21	7	14	14	3	240	30	10	1	**10.97**
307.074.14.1	70 / 70	75	75	45	21	7	14	14	2	240	30	10	1	**10.97**
308.054.14.1	90 / 56	90	56	45	24	8	16	16	5	160		10	1	**15.12**
308.064.14.1	90 / 60	90	63	45	24	8	16	16	5	160		10	1	**21.65**
308.074.14.1	90 / 70	90	75	45	24	8	16	16	4	160		10	1	**21.65**
308.084.14.1	90 / 90	90	90	45	24	8	16	16	2.5	160		10	1	**21.65**
310.054.14.1	100 / 56	110	56	45	27	9	18	18	7	120		15	1	**21.65**
310.064.14.1	100 / 60	110	63	45	27	9	18	18	6.5	80		10	1	**21.65**
310.074.14.1	100 / 70	110	75	45	27	9	18	18	5.5	80		10	1	**21.65**
310.084.14.1	100 / 90	110	90	45	27	9	18	18	4.5	80		10	1	**21.65**
310.104.14.1	100 / 100	110	110	45	27	9	18	18	3	80		10	1	**21.65**
315.144.14.1	150 / 150	160	160	45	41.5	14	27.5	27.5	7	16	2		1	**124.94**

Geberit Silent-db20 branch fitting 45°

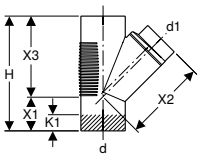

click & scan

Application purposes
- For building drainage
- For buildings with increased sound insulation requirements

Technical data

Storage temperature	≤ 40 °C
Product material	PE-S2
Thermal expansion	0.17 mm/(m·K)
Thermal conductivity, pipe	0.43 W/(m·K)

Characteristics
- Fitting welded
- Abrasion resistant
- Highly sound-insulating
- UV-resistant

Art. no.	DN	d, ø [mm]	d1, ø [mm]	arc [°]	H [cm]	X1 [cm]	X2 [cm]	X3 [cm]	K1 max. [cm]	SU4 [pc.]	SU3 [pc.]	SU1 [pc.]	GBP/pc.
315.104.14.1	150 / 100	160	110	45	41.5	10.6	30	30.9	7	16	2	1	**124.94**

Geberit Silent-db20 branch fitting 88.5°, swept-entry

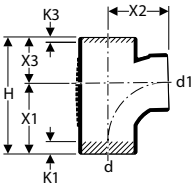

click & scan

Application purposes
- For building drainage
- For buildings with increased sound insulation requirements

Technical data

Storage temperature	≤ 40 °C
Product material	PE-S2
Thermal expansion	0.17 mm/(m·K)
Thermal conductivity, pipe	0.43 W/(m·K)

Characteristics
- Swept entry
- Abrasion resistant
- Highly sound-insulating
- UV-resistant

Art. no.	DN	d, ø [mm]	d1, ø [mm]	arc [°]	H [cm]	X1 [cm]	X2 [cm]	X3 [cm]	K1 max. [cm]	K3 max. [cm]	SU4 [pc.]	SU2 [pc.]	SU1 [pc.]	GBP/pc.
308.089.14.1	90 / 90	90	90	88.5	20.4	12	10.5	8.3	1.5	0.5	160	10	1	**21.65**
310.088.14.1	100 / 90	110	90	88.5	22.5	13.5	11.5	9	4	1	120	10	1	**21.65**
310.108.14.1	100 / 100	110	110	88.5	22.5	13.5	11.5	9	2.5	0	120	10	1	**21.65**

Geberit Silent-db20 branch fitting 88.5°

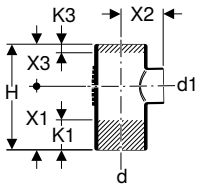

click & scan

Application purposes
- For building drainage
- For buildings with increased sound insulation requirements

Technical data

Storage temperature	≤ 40 °C
Product material	PE-S2
Thermal expansion	0.17 mm/(m·K)
Thermal conductivity, pipe	0.43 W/(m·K)

Characteristics
- Abrasion resistant
- Highly sound-insulating
- UV-resistant

Art. no.	DN	d, ø [mm]	d1, ø [mm]	arc [°]	H [cm]	X1 [cm]	X2 [cm]	X3 [cm]	K1 max. [cm]	K3 max. [cm]	SU4 [pc.]	SU3 [pc.]	SU2 [pc.]	SU1 [pc.]	GBP/pc.
305.058.14.1	56 / 56	56	56	88.5	17.5	10.5	7	7	4.5	0.5	480	60	10	1	**9.11**
306.058.14.1	60 / 56	63	56	88.5	17.5	10.5	7	7	4.5	0.5	320	40	10	1	**9.42**
306.068.14.1	60 / 60	63	63	88.5	17.5	10.5	7	7	4	0	320	40	10	1	**9.42**
307.058.14.1	70 / 56	75	56	88.5	18	10.5	7	7.5	4.5	0.5	320	40	10	1	**11.77**
307.068.14.1	70 / 60	75	63	88.5	18	10.5	7.5	7.5	4	0	240	30	10	1	**11.77**
307.078.14.1	70 / 70	75	75	88.5	18	10.5	7.5	7.5	3.5	0	240	30	10	1	**11.77**
308.058.14.1	90 / 56	90	56	88.5	20.3	12	8	8.3	6	2	240		15	1	**21.65**
308.068.14.1	90 / 60	90	63	88.5	20.3	12	8	8.3	5.5	1.5	160		10	1	**21.65**
308.078.14.1	90 / 70	90	75	88.5	20.3	12	8	8.3	5	1	160		10	1	**21.65**
308.088.14.1	90 / 90	90	90	88.5	20.3	12	8.3	8.3	4.5	0.5	160		10	1	**21.65**
310.058.14.1	100 / 56	110	56	88.5	22.5	13.5	9	9	7.5	3	160		10	1	**21.65**
310.068.14.1	100 / 60	110	63	88.5	22.5	13.5	9	9	7	2.5	160		10	1	**21.65**
310.078.14.1	100 / 70	110	75	88.5	22.5	13.5	9	9	6.5	1.5	160		10	1	**21.65**
315.148.14.1	150 / 150	160	160	88.5	33.5	18.5	15	15	7	3	32	2		1	**131.18**

Geberit Silent-db20 branch fitting 88.5°

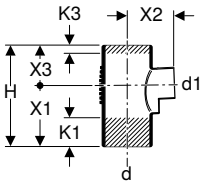

click & scan

Technical data

Storage temperature	≤ 40 °C
Product material	PE-S2
Thermal expansion	0.17 mm/(m·K)
Thermal conductivity, pipe	0.43 W/(m·K)

Characteristics
- Fitting welded
- Abrasion resistant
- Highly sound-insulating
- UV-resistant

Application purposes
- For building drainage
- For buildings with increased sound insulation requirements

Art. no.	DN	d, ø [mm]	d1, ø [mm]	arc [°]	H [cm]	X1 [cm]	X2 [cm]	X3 [cm]	K1 max. [cm]	K3 max. [cm]	SU4 [pc.]	SU3 [pc.]	SU1 [pc.]	GBP/pc.
315.108.14.1	150 / 100	160	110	88.5	33.5	21	15	12.5	7	1.5	32	2	1	131.18

Geberit Silent-db20 double branch fitting 88.5°, swept-entry

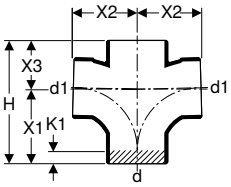

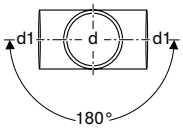

click & scan

Technical data

Storage temperature	≤ 40 °C
Product material	PE-S2
Thermal expansion	0.17 mm/(m·K)
Thermal conductivity, pipe	0.43 W/(m·K)

Characteristics
- Swept entry
- Abrasion resistant
- Highly sound-insulating
- UV-resistant

Application purposes
- For building drainage
- For buildings with increased sound insulation requirements
- For vertical installation

Art. no.	DN	d, ø [mm]	d1, ø [mm]	arc [°]	H [cm]	X1 [cm]	X2 [cm]	X3 [cm]	K1 max. [cm]	SU4 [pc.]	SU2 [pc.]	SU1 [pc.]	GBP/pc.
308.082.14.1	90	90	90	88.5	20.3	12	10.5	8.3	1.5	160	10	1	59.71
310.102.14.1	100	110	110	88.5	22.5	13.5	11.5	9	2.5	80	10	1	68.62

Geberit Silent-db20 corner branch fitting 88.5° / 90°, swept-entry

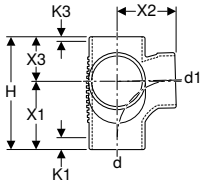

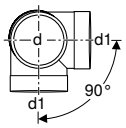

click & scan

Technical data

Storage temperature	≤ 40 °C
Product material	PE-S2
Thermal expansion	0.17 mm/(m·K)
Thermal conductivity, pipe	0.43 W/(m·K)

Characteristics
- Swept entry
- Abrasion resistant
- Highly sound-insulating
- UV-resistant

Application purposes
- For building drainage
- For buildings with increased sound insulation requirements

Art. no.	DN	d, ø [mm]	d1, ø [mm]	arc [°]	H [cm]	X1 [cm]	X2 [cm]	X3 [cm]	K1 max. [cm]	K3 max. [cm]	SU4 [pc.]	SU3 [pc.]	SU2 [pc.]	SU1 [pc.]	GBP/pc.
308.083.14.1	90 / 90	90	90	88.5	20.3	12	10.5	8.3	1.5	0.5	120		10	1	68.62
310.083.14.1	100 / 100	110	110	88.5	22.6	13.6	11.5	9	2.5	0	80	10		1	55.80

Geberit Silent-db20 corner branch fitting 88.5° / 135°, swept-entry

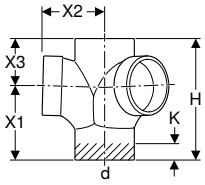

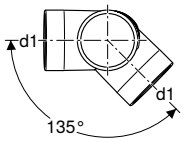

click & scan

Technical data

Storage temperature	≤ 40 °C
Product material	PE-S2
Thermal expansion	0.17 mm/(m·K)
Thermal conductivity, pipe	0.43 W/(m·K)

Characteristics
- Swept entry
- Abrasion resistant
- Highly sound-insulating
- UV-resistant

Application purposes
- For building drainage
- For buildings with increased sound insulation requirements
- For vertical installation

Art. no.	DN	d, ø [mm]	d1, ø [mm]	arc [°]	arc2 [°]	H [cm]	X1 [cm]	X2 [cm]	X3 [cm]	K [cm]	SU4 [pc.]	SU2 [pc.]	SU1 [pc.]	GBP/pc.
310.105.14.1	100 / 100	110	110	88.5	135	22.5	13.5	11.5	9	2	80	10	1	59.71

Geberit Silent-db20 quadruple branch fitting 88.5°

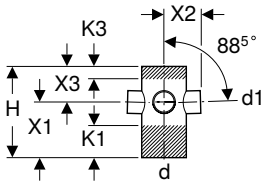

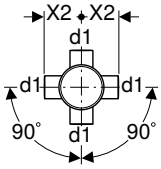

click & scan

Technical data

Storage temperature	≤ 40 °C
Product material	PE-S2
Thermal expansion	0.17 mm/(m·K)
Thermal conductivity, pipe	0.43 W/(m·K)

Characteristics
- Abrasion resistant
- Highly sound-insulating
- UV-resistant

Application purposes
- For building drainage
- For buildings with increased sound insulation requirements

Art. no.	DN	d, ø [mm]	d1, ø [mm]	arc [°]	H [cm]	X1 [cm]	X2 [cm]	X3 [cm]	K1 max. [cm]	K3 max. [cm]	SU4 [pc.]	SU2 [pc.]	SU1 [pc.]	GBP/pc.
310.445.14.1	100 / 56	110	56	88.5	22.5	13.5	9	9	7.5	3	120	15	1	103.65

Geberit Silent-db20 combined branch fitting 88.5°, swept-entry

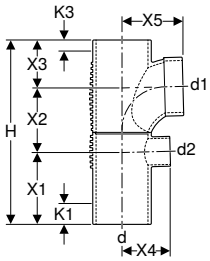

click & scan

Technical data

Storage temperature	≤ 40 °C
Product material	PE-S2
Thermal expansion	0.17 mm/(m·K)
Thermal conductivity, pipe	0.43 W/(m·K)

Characteristics
- Swept entry
- Fitting welded
- Abrasion resistant
- Highly sound-insulating
- UV-resistant

Application purposes
- For building drainage
- For buildings with increased sound insulation requirements
- For connecting low-lying drains on shower elements

Art. no.	DN	d, ø [mm]	d1, ø [mm]	d2, ø [mm]	arc [°]	H [cm]	X1 [cm]	X2 [cm]	X3 [cm]	X4 [cm]	X5 [cm]	K1 max. [cm]	K3 max. [cm]	SU4 [pc.]	SU3 [pc.]	SU1 [pc.]	GBP/pc.
308.811.14.1	90 / 90 / 56	90	90	56	88.5	31.6	12	11.3	8.3	8	10.5	6	0.5	96	4	1	76.94
310.811.14.1	100 / 90 / 56	110	90	56	88.5	33.8	13.5	11.3	9	9	11.5	7.5	1	60	5	1	81.02
310.813.14.1	100 / 100 / 56	110	110	56	88.5	34.8	13.5	12.3	9	9	11.5	7.5	0	60	5	1	81.02

Geberit Silent-db20 combined corner branch fitting 88.5°, swept-entry, left

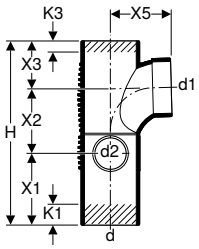

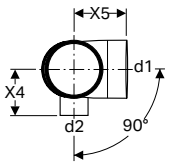

click & scan

Characteristics
- Swept entry
- Highly sound-insulating
- Fitting welded
- Abrasion resistant
- UV-resistant

Application purposes
- For building drainage
- For buildings with increased sound insulation requirements
- For connecting low-lying drains on shower elements

Technical data

Storage temperature	≤ 40 °C
Product material	PE-S2
Thermal expansion	0.17 mm/(m·K)
Thermal conductivity, pipe	0.43 W/(m·K)

Art. no.	DN	d, ø [mm]	d1, ø [mm]	d2, ø [mm]	arc [°]	H [cm]	X1 [cm]	X2 [cm]	X3 [cm]	X4 [cm]	X5 [cm]	K1 max. [cm]	K3 max. [cm]	SU4 [pc.]	SU3 [pc.]	SU1 [pc.]	GBP/pc.
308.817.14.1	90 / 90 / 56	90	90	56	88.5	31.6	12	11.3	8.3	8	10.5	6	0.5	96	4	1	77.33
310.817.14.1	100 / 90 / 56	110	90	56	90	33.8	13.5	11.3	9	9	11.5	7.5	1		5	1	81.41
310.117.14.1	100 / 100 / 56	110	110	56	90	34.8	13.5	12.3	9	9	11.5	7.5	0		5	1	81.41

Geberit Silent-db20 combined corner branch fitting 88.5°, swept-entry, right

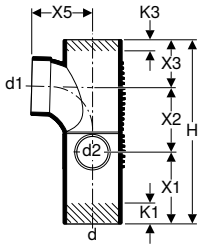

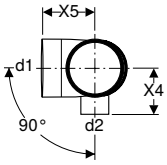

click & scan

Characteristics
- Swept entry
- Highly sound-insulating
- Fitting welded
- Abrasion resistant
- UV-resistant

Application purposes
- For building drainage
- For buildings with increased sound insulation requirements
- For connecting low-lying drains on shower elements

Technical data

Storage temperature	≤ 40 °C
Product material	PE-S2
Thermal expansion	0.17 mm/(m·K)
Thermal conductivity, pipe	0.43 W/(m·K)

Art. no.	DN	d, ø [mm]	d1, ø [mm]	d2, ø [mm]	arc [°]	H [cm]	X1 [cm]	X2 [cm]	X3 [cm]	X4 [cm]	X5 [cm]	K1 max. [cm]	K3 max. [cm]	SU4 [pc.]	SU3 [pc.]	SU1 [pc.]	GBP/pc.
308.815.14.1	90 / 90 / 56	90	90	56	88.5	31.6	12	11.3	8.3	8	10.5	6	0.5	96	4	1	77.33
310.815.14.1	100 / 90 / 56	110	90	56	88.5	33.8	13.5	11.3	9	9	11.5	7.5	1		5	1	81.41
310.115.14.1	100 / 100 / 56	110	110	56	88.5	34.8	13.5	12.3	9	9	11.5	7.5	0		5	1	81.41

Geberit Silent-db20 duct branch fitting 88.5°, swept-entry, left

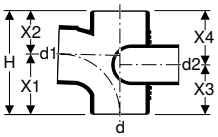

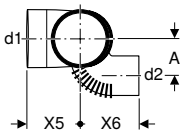

click & scan

Characteristics
- Swept entry
- Fitting welded
- Abrasion resistant
- Highly sound-insulating
- UV-resistant

Application purposes
- For building drainage
- For buildings with increased sound insulation requirements

Technical data

Storage temperature	≤ 40 °C
Product material	PE-S2
Thermal expansion	0.17 mm/(m·K)
Thermal conductivity, pipe	0.43 W/(m·K)

Art. no.	DN	d, ø [mm]	d1, ø [mm]	d2, ø [mm]	arc [°]	A [cm]	H [cm]	X1 [cm]	X2 [cm]	X3 [cm]	X4 [cm]	X5 [cm]	X6 [cm]	SU4 [pc.]	SU2 [pc.]	SU1 [pc.]	GBP/pc.
308.872.14.1	90 / 90 / 70	90	90	75	88.5	8.1	20.3	12	8.3	12	8.3	10.6	14.2	80	10	1	95.04
310.872.14.1	100 / 90 / 70	110	90	75	88.5	7.7	22.5	13.5	9	12.8	9.7	11.5	9.3	80	10	1	95.04
310.172.14.1	100 / 100 / 70	110	110	75	88.5	7.7	22.5	13.5	9	11.8	10.7	11.5	9.3	80	10	1	95.04

Geberit Silent-db20 duct branch fitting 88.5°, swept-entry, right

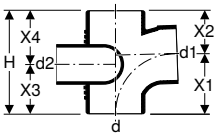

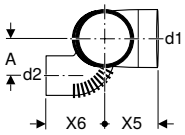

click & scan

Technical data

Storage temperature	≤ 40 °C
Product material	PE-S2
Thermal expansion	0.17 mm/(m·K)
Thermal conductivity, pipe	0.43 W/(m·K)

Characteristics
- Swept entry
- Fitting welded
- Abrasion resistant
- Highly sound-insulating
- UV-resistant

Application purposes
- For building drainage
- For buildings with increased sound insulation requirements

Art. no.	DN	d, ø [mm]	d1, ø [mm]	d2, ø [mm]	arc [°]	A [cm]	H [cm]	X1 [cm]	X2 [cm]	X3 [cm]	X4 [cm]	X5 [cm]	X6 [cm]	SU4 [pc.]	SU2 [pc.]	SU1 [pc.]	GBP/pc.
308.871.14.1	90 / 90 / 70	90	90	75	88.5	8.1	20.3	12	8.3	12	8.3	10.6	14.2	80	10	1	**95.04**
310.871.14.1	100 / 90 / 70	110	90	75	88.5	7.7	22.5	13.5	9	12.8	9.7	11.5	9.3	80	10	1	**95.04**
310.171.14.1	100 / 100 / 70	110	110	75	88.5	7.7	22.5	13.5	9	11.8	10.7	11.5	9.3	80	10	1	**95.04**

Geberit Silent-db20 parallel branch fitting 45°

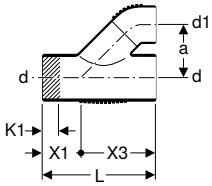

click & scan

Technical data

Storage temperature	≤ 40 °C
Product material	PE-S2
Thermal expansion	0.17 mm/(m·K)
Thermal conductivity, pipe	0.43 W/(m·K)

Characteristics
- Fitting welded
- Abrasion resistant
- Highly sound-insulating
- UV-resistant

Application purposes
- For building drainage
- For buildings with increased sound insulation requirements

Art. no.	DN	d, ø [mm]	d1, ø [mm]	arc [°]	a [cm]	L [cm]	X1 [cm]	X2 [cm]	X3 [cm]	K1 max. [cm]	SU4 [pc.]	SU2 [pc.]	SU1 [pc.]	GBP/pc.
308.081.14.1	90 / 90	90	90	45	11	24	8	16	16	2.5		10	1	**57.78**
310.081.14.1	100 / 90	110	90	45	12.5	27	9	18	18	4.5	80	10	1	**57.78**
310.101.14.1	100 / 100	110	110	45	12.5	27	9	18	18	3	80	10	1	**57.78**

Reducers

Geberit Silent-db20 reducer, eccentric, short

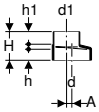

click & scan

Technical data

Storage temperature	≤ 40 °C
Product material	PE-S2
Thermal expansion	0.17 mm/(m·K)
Thermal conductivity, pipe	0.43 W/(m·K)

Characteristics
- Eccentric
- Abrasion resistant
- Highly sound-insulating
- UV-resistant

Application purposes
- For building drainage
- For buildings with increased sound insulation requirements
- For reducing the diameter of pipes and fittings outside the expansion range of couplings

Art. no.	DN	d, ø [mm]	d1, ø [mm]	A [cm]	H [cm]	h [cm]	h1 [cm]	SU4 [pc.]	SU3 [pc.]	SU2 [pc.]	SU1 [pc.]	GBP/pc.
306.050.14.1	60 / 56	63	56	0.4	8	3.4	3.7	1440	60	10	1	**5.68**
307.050.14.1	70 / 56	75	56	0.9	8	3.3	3.7	960	60	10	1	**6.42**
307.060.14.1	70 / 60	75	63	0.6	8	3.3	3.7	960	60	10	1	**8.67**
308.050.14.1	90 / 56	90	56	1.5	8	3.1	3.7	800	50	10	1	**8.67**
308.060.14.1	90 / 60	90	63	1.1	8	3.1	3.7	800	50	10	1	**10.29**
308.070.14.1	90 / 70	90	75	0.6	8	3.3	3.7	800	50	10	1	**10.29**

Geberit Silent-db20 reducer, eccentric

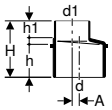

click & scan

Technical data

Storage temperature	≤ 40 °C
Product material	PE-S2
Thermal expansion	0.17 mm/(m·K)
Thermal conductivity, pipe	0.43 W/(m·K)

Characteristics
- Eccentric
- With stopper for ring seal socket
- Abrasion resistant
- Highly sound-insulating
- UV-resistant

Application purposes
- For building drainage
- For buildings with increased sound insulation requirements

Art. no.	DN	d, ø [mm]	d1, ø [mm]	A [cm]	H [cm]	h [cm]	h1 [cm]	SU4 [pc.]	SU3 [pc.]	SU2 [pc.]	SU1 [pc.]	GBP/pc.
310.050.14.1	100 / 56	110	56	2.4	11	6	3.7	320	40	10	1	**10.29**
310.060.14.1	100 / 60	110	63	2.1	11	6.1	3.7	320	40	10	1	**11.26**
310.070.14.1	100 / 70	110	75	1.5	11	6	3.7	320	40	10	1	**11.26**
310.080.14.1	100 / 90	110	90	1	11	6.1	3.7	320	40	10	1	**11.26**
315.100.14.1	150 / 100	160	110	2.4	12.6	8	3.8	144	6		1	**38.75**

Geberit Silent-db20 reducer, concentric

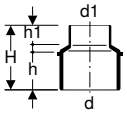

click & scan

Technical data

Storage temperature	≤ 40 °C
Product material	PE-S2
Thermal expansion	0.17 mm/(m·K)
Thermal conductivity, pipe	0.43 W/(m·K)

Characteristics
- With stopper for ring seal socket
- Concentric
- Abrasion resistant
- Highly sound-insulating
- UV-resistant

Application purposes
- For building drainage
- For buildings with increased sound insulation requirements

Art. no.	DN	d, ø [mm]	d1, ø [mm]	H [cm]	h [cm]	h1 [cm]	SU4 [pc.]	SU3 [pc.]	SU2 [pc.]	GBP/pc.
310.052.14.1	100 / 56	110	56	11	6.1	3.7	320	40	10	**13.63**
310.062.14.1	100 / 60	110	63	11	6.1	3.7	320	40	10	**13.67**
310.072.14.1	100 / 70	110	75	11	6.1	3.7	320	40	10	**15.27**
310.082.14.1	100 / 90	110	90	11	6.1	3.7	320	40	10	**24.30**

Access pipes

Geberit Silent-db20 access pipe 45° with round service opening

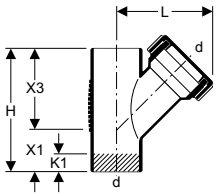

click & scan

Application purposes
- For building drainage
- For buildings with increased sound insulation requirements

Technical data

Storage temperature	≤ 40 °C
Product material	PE-S2
Thermal expansion	0.17 mm/(m·K)
Thermal conductivity, pipe	0.43 W/(m·K)

Characteristics
- With seal made of EPDM
- Abrasion resistant
- Highly sound-insulating
- UV-resistant

Scope of delivery
- Cover made of PP

Art. no.	DN	d, ø [mm]	arc [°]	L [cm]	H [cm]	X1 [cm]	X2 [cm]	X3 [cm]	K1 max. [cm]	SU4 [pc.]	SU2 [pc.]	SU1 [pc.]	GBP/pc.
307.345.14.1	70	75	45	15.5	21	7	14	14	2		10	1	**48.03**
310.345.14.1	100	110	45	19	27	9	18	18	3	80	10	1	**48.30**

Geberit Silent-db20 access pipe 90° with round service opening

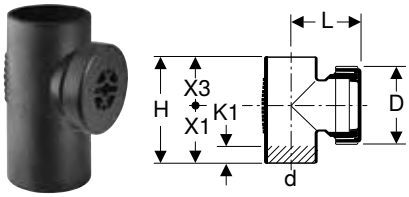

click & scan

Application purposes
- For building drainage
- For buildings with increased sound insulation requirements

Technical data

Storage temperature	≤ 40 °C
Product material	PE-S2
Thermal expansion	0.17 mm/(m·K)
Thermal conductivity, pipe	0.43 W/(m·K)

Characteristics
- With seal made of EPDM
- Abrasion resistant
- Highly sound-insulating
- UV-resistant

Scope of delivery
- Cover made of PP

Art. no.	DN	d, ø [mm]	d1, ø [mm]	arc [°]	D [cm]	L [cm]	H [cm]	X1 [cm]	X3 [cm]	K1 max. [cm]	SU4 [pc.]	SU3 [pc.]	SU2 [pc.]	SU1 [pc.]	GBP/pc.
307.333.14.1	70	75	75	90	11.5	10	17.5	10.5	7	3.5	160		10	1	**41.52**
308.333.14.1	90	90		90	12.9	11.5	20.3	12	8.3	1.5	160		10	1	**46.96**
310.334.14.1	100	110		90	14.5	9	24	13.5	10.5	2.5	96		12	1	**49.25**
315.333.14.1	150	160		90	14.4	13.9	33.5	18.5	15	7	32	2		1	**132.40**

SuperTube fittings

Bends

New

Geberit Silent-db20 BottomTurn bend

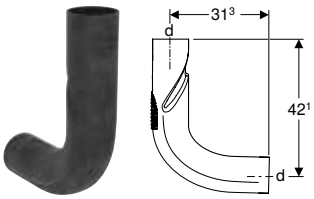

click & scan

Application purposes
- For building drainage
- For buildings with more than five floors (high-rise buildings)
- For use with Geberit Silent-db20 Sovent fitting d110
- For buildings with increased sound insulation requirements

Technical data

Storage temperature	≤ 40 °C
Product material	PE-S2
Thermal expansion	0.17 mm/(m·K)
Thermal conductivity, pipe	0.43 W/(m·K)

Characteristics
- Abrasion resistant
- Highly sound-insulating
- Can be welded on both sides with electrofusion coupling
- UV-resistant
- With SuperTube technology

Art. no.	DN	d, ø [mm]	Discharge rate [l/s]	arc [°]	SU2 [pc.]	SU1 [pc.]	GBP/pc.
310.051.14.1	100	110	≤ 12	90	6	1	**453.67**

Available as of April 2025

New

Geberit Silent-db20 BackFlip bend

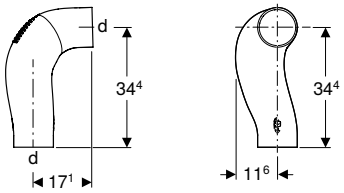

click & scan

Application purposes
- For building drainage
- For buildings with more than five floors (high-rise buildings)
- For use with Geberit Silent-db20 Sovent fitting d110
- For buildings with increased sound insulation requirements

Characteristics
- Abrasion resistant
- Highly sound-insulating
- Can be welded on both sides with electrofusion coupling
- UV-resistant
- With SuperTube technology

Technical data

Storage temperature	≤ 40 °C
Product material	PE-S2
Thermal expansion	0.17 mm/(m·K)
Thermal conductivity, pipe	0.43 W/(m·K)

Art. no.	DN	d, ø [mm]	Discharge rate [l/s]	arc [°]	SU2 [pc.]	SU1 [pc.]	GBP/pc.
310.053.14.1	100	110	≤ 12	90	6	1	**209.85**

Available as of April 2025

Special fittings

New

Geberit Silent-db20 Sovent fitting

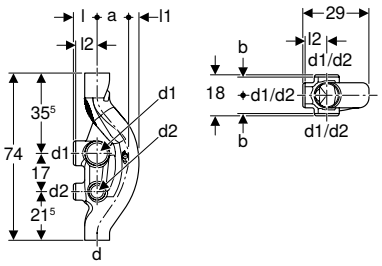

click & scan

Application purposes
- For building drainage
- For buildings with more than five floors (high-rise buildings)
- For buildings with increased sound insulation requirements

Characteristics
- Abrasion resistant
- Highly sound-insulating
- Six connection options, closed
- UV-resistant
- With SuperTube technology

Technical data

Storage temperature	≤ 40 °C
Product material	PE-S2
Thermal expansion	0.17 mm/(m·K)
Thermal conductivity, pipe	0.43 W/(m·K)

Art. no.	DN	d, ø [mm]	Discharge rate [l/s]	d1, ø [mm]	d2, ø [mm]	a [cm]	l [cm]	l1 [cm]	l2 [cm]	b [cm]	SU4 [pc.]	SU2 [pc.]	SU1 [pc.]	GBP/pc.
310.049.14.1	100 / 70	110	≤ 12	110	75	13	10.5	5.5	9.5	8	48	2	1	**409.27**

Available as of April 2025

Connections

Welding joints

Geberit electrofusion coupling

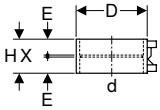

click & scan

Application purposes
- For site drainage
- For building drainage
- For high-tensile, permanent connection of pipes and fittings

Characteristics
- Can be welded with Geberit electrofusion tools
- UV-resistant

Technical data

Installation temperature	-10 – +40 °C
Product material	PE-HD

Art. no.	DN	d, ø [mm]	D [cm]	E [cm]	H [cm]	X [cm]	SU4 [pc.]	SU3 [pc.]	SU2 [pc.]	SU1 [pc.]	GBP/pc.
363.771.16.1	56	56	6.8	2.8	6	0.3	1800	36	12	1	5.97
364.771.16.1	60	63	7.6	2.8	6	0.3	1512	36	12	1	6.67
365.771.16.1	70	75	8.9	2.8	6	0.3	1152	72	12	1	7.02
366.771.16.1	90	90	10.4	2.8	6	0.3	864	36	12	1	8.50
367.771.16.1	100	110	12.5	2.8	6	0.3	648	72	12	1	9.46
369.771.16.1	150	160	17.8	2.8	6	0.3	288	24	6	1	21.82

- Can be welded with Advance Welding AW-315G electrofusion machine

Push-in connections

Geberit Silent-db20 expansion socket with double flange

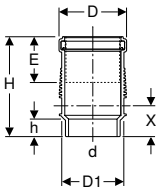

click & scan

Application purposes
- For building drainage
- For buildings with increased sound insulation requirements
- For horizontal and vertical installation
- For combining with high-tensile pipe joints
- For compensating for material expansion in fittings and pipes up to max. 6 m in length
- For use with temperature differentials of between -10 and +60 °C
- For use with Geberit pipe bracket one DN larger

Characteristics
- With expansion compensation
- Abrasion resistant
- Highly sound-insulating
- UV-resistant
- With lip seal made of EPDM

Scope of delivery
- Protective cap

Technical data

Storage temperature	≤ 40 °C
Product material	PE-S2
Thermal expansion	0.17 mm/(m·K)
Thermal conductivity, pipe	0.43 W/(m·K)

Art. no.	DN	d, ø [mm]	D [cm]	D1 [cm]	E [cm]	H [cm]	h [cm]	X [cm]	SU4 [pc.]	SU3 [pc.]	SU2 [pc.]	SU1 [pc.]	GBP/pc.
307.012.14.1	70	75	9.8	9	8.8	20	3.7	6.2	240	20		1	22.51
308.012.14.1	90	90	11.4	11	8.8	20	3.4	6.2	180	15		1	22.51
310.012.14.1	100	110	13.5	12.5	9	20	3.3	6.2	120	10		1	22.51
315.012.14.1	150	160	19.5	17.8	9.8	21.5	3.5	7.1	60		5	1	69.45

- The insertion depth dimensions (E) refer to an installation temperature of 20 °C

Geberit Silent-db20 double sleeve coupling

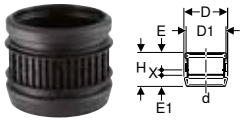

click & scan

Application purposes
- For building drainage
- For buildings with increased sound insulation requirements
- For horizontal and vertical installation
- For combining with Geberit electrofusion couplings and clamping connectors
- For connecting pipes and fittings
- For compensating for material expansion in fittings and pipes up to max. 4 m in length
- For use with Geberit pipe bracket one DN larger

Characteristics
- With expansion compensation and pull-out lock
- Claw ring made of chrome nickel steel
- With lip seal made of EPDM
- Abrasion resistant
- Highly sound-insulating
- UV-resistant

Technical data

Product material	PP

Art. no.	DN	d, ø [mm]	D [cm]	D1 [cm]	E [cm]	E1 [cm]	H [cm]	X [cm]	SU4 [pc.]	SU3 [pc.]	SU2 [pc.]	SU1 [pc.]	GBP/pc.
305.002.14.1	56	56	8	6.3	6	3.5	10.8	1.3	800	50	10	1	87.45
306.002.14.1	60	63	8.7	7.5	6	3.5	10.8	1.3	640	40	10	1	87.45
307.002.14.1	70	75	10	9	6	3.5	10.8	1.3	480	60	10	1	87.45
308.002.14.1	90	90	11.4	11	6.3	3.5	11.1	1.3	320	40	10	1	87.45
310.002.14.1	100	110	13.4	12.5	6.3	3.5	11.1	1.3	240	20	10	1	112.47
315.002.14.1	150	160	19.2	17.8	7	5.2	13.5	1.3	96	4		1	92.49

Clamping connectors

Geberit Silent-db20 clamping connector

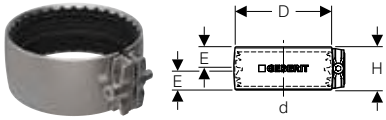

click & scan

Application purposes
- For building drainage
- For buildings with increased sound insulation requirements
- For combining with Geberit Silent-db20 double sleeve couplings
- For connecting pipes and fittings

Characteristics
- With seal made of EPDM

Technical data

Product material	CrTi steel 1.4510 (EN 10088)

Art. no.	DN	d, ø [mm]	D [cm]	E [cm]	H [cm]	SU4 [pc.]	SU3 [pc.]	SU2 [pc.]	SU1 [pc.]	GBP/pc.
305.003.14.3	56	56	6.7	2.4	5.2	1050	50	10	1	17.99
307.003.14.3	70	75	8.6	2.4	5.2	1050	50	10	1	17.99
308.003.14.3	90	90	10.1	2.4	5.2	800	50	10	1	20.23
310.003.14.3	100	110	12	2.4	5.2	800	50	10	1	20.96
315.003.14.3	150	160	17.2	3.2	6.7	200	25	5	1	24.54

Adaptors to other product materials

Geberit adaptor socket to Geberit Silent-db20

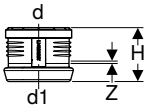

click & scan

Application purposes
- For draining off waste water within buildings
- For transitions from Geberit Silent-PP or Geberit Silent-Pro to Geberit Silent-db20 or to Geberit PE
- For transitions from Geberit Silent-db20 or Geberit PE to Geberit Silent-PP or to Geberit Silent-Pro

Characteristics
- Acoustically optimised
- With lip seal made of EPDM
- Claw ring made of chrome nickel steel

Technical data

Product material	PP-MD
Thermal expansion	0.08 mm/(m·K)

Art. no.	DN	d, ø [mm]	d1, ø [mm]	H [cm]	Z [cm]	SU4 [pc.]	SU3 [pc.]	SU2 [pc.]	SU1 [pc.]	GBP/pc.
390.296.14.1	50 / 56	50	56	8.7	0.3	640	40	10		9.37
390.396.14.1	70 / 70	75	75	9.2	0.3	400	50	10		13.83
390.496.14.1	90 / 90	90	90	9.7	0.3	400	50	10		15.31
390.596.14.1	100 / 100	110	110	10.4	0.3	240	30	5		15.75
390.796.14.1	150 / 150	160	160	13.6	0.4	80		5	1	97.02

- Also for transitions from Geberit Silent-PP to Geberit HDPE

Geberit adaptor clamping connector

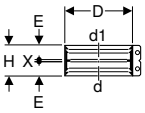

click & scan

Application purposes
- For building drainage
- For site drainage
- For connecting pipes and fittings made of the same or different product materials

Characteristics
- With seal made of EPDM

Technical data

Product material	Stainless steel

Art. no.	DN	d, ø [mm]	d1, ø [mm]	D [cm]	E [cm]	H [cm]	X [cm]	SU3 [pc.]	SU2 [pc.]	SU1 [pc.]	GBP/pc.
359.426.00.2	56	56	58	7.5	2.7	5.7	0.3	50	10	1	26.38
359.427.00.2	56	56	68	8.3	2.7	5.7	0.3	50	10	1	26.38
359.428.00.2	60	63	60	7.8	2.7	5.7	0.3	50	10	1	27.25
359.429.00.2	60	63–64	63–64	7.8	2.7	5.7	0.3	50	10	1	27.25
359.430.00.2	60	63–64	68	8.3	2.7	5.7	0.3	50	10	1	27.25
359.432.00.2	70	75	68	9	2.7	5.7	0.3	50	10	1	28.16
359.433.00.2	70	75–76	75–76	8.8	2.7	5.7	0.3	50	10	1	27.60
359.434.00.2	70	75–76	78	9.3	2.7	5.7	0.3	50	10	1	28.16
359.435.00.2	70	75–76	83–84	9.8	2.7	5.7	0.3	50	10	1	27.60
359.436.00.2	70	75–76	89–90	10.3	2.7	5.7	0.3	50	10	1	28.16
359.437.00.2	90	89–90	83–84	11.1	2.7	5.7	0.3	50	10	1	29.02
359.438.00.2	90	89–90	89–90	10.3	2.7	5.7	0.3	50	10	1	29.02
359.439.00.2	90	89–90	96	11.1	3.3	6.9	0.3	50	10	1	29.02
359.440.00.2	100	108–110	106	12.5	2.7	5.7	0.3	50	10	1	29.91
359.441.00.2	100	108–110	108–110	12.5	2.7	5.7	0.3	50	10	1	29.91
359.442.00.2	100	108–110	114–116	13.1	3.3	6.9	0.3	50	10	1	29.91
359.444.00.2	125	125	131–135	15	3.3	6.9	0.3	30	10	1	35.16
359.448.00.2	150	159–160	152	17.5	3.3	6.9	0.3	20	10	1	56.31
359.449.00.2	150	159–160	159–160	17.5	3.3	6.9	0.3	20	10	1	56.31
359.450.00.2	150	159–160	168	18.3	3.3	6.9	0.3	20	10	1	56.31

Waste Fittings

Connection bends

Geberit Silent-db20 bend 90°, extended, with small radius

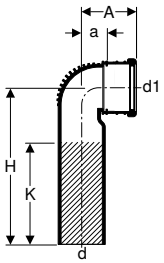

click & scan

Application purposes
- For building drainage
- For buildings with increased sound insulation requirements
- For Geberit Duofix frames for wall-hung WC
- For Geberit GIS elements for wall-hung WC
- For connecting sanitary appliances with horizontal outlet

Technical data

Storage temperature	≤ 40 °C
Product material	PE-S2
Thermal expansion	0.17 mm/(m·K)
Thermal conductivity, pipe	0.43 W/(m·K)

Characteristics
- Abrasion resistant
- Highly sound-insulating
- UV-resistant

Scope of delivery
- Lip seal made of EPDM
- Protective cap

Art. no.	DN	d, ø [mm]	d1, ø [mm]	arc [°]	A [cm]	a [cm]	H [cm]	K [cm]	SU4 [pc.]	SU3 [pc.]	SU2 [pc.]	SU1 [pc.]	GBP/pc.
308.883.14.1	90 / 90	90	90	90	11	4.9	30	19	120		15	1	**79.20**
310.883.14.1	100 / 90	110	90	90	10	4.3	30	17	80	10		1	**77.26**

Geberit Silent-db20 connection bend 90° for wall-hung WC, shortened, with small radius

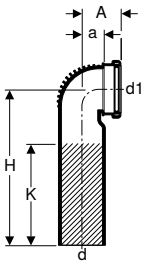

click & scan

Application purposes
- For building drainage
- For buildings with increased sound insulation requirements
- For connecting sanitary appliances with horizontal outlet

Technical data

Storage temperature	≤ 40 °C
Product material	PE-S2
Thermal expansion	0.17 mm/(m·K)
Thermal conductivity, pipe	0.43 W/(m·K)

Characteristics
- Abrasion resistant
- Highly sound-insulating
- UV-resistant
- Concentric

Scope of delivery
- Lip seal made of EPDM
- Protective cap

Art. no.	DN	d, ø [mm]	d1, ø [mm]	arc [°]	A [cm]	a [cm]	H [cm]	K [cm]	SU4 [pc.]	SU3 [pc.]	SU1 [pc.]	GBP/pc.
308.881.14.1	90	90	90	90	7.5	3.9	30	19	160	20	1	**79.20**
310.881.14.1	90 / 100	110	90	90	7.5	4.2	30	18	120	15	1	**62.98**

Geberit Silent-db20 connection bend 90°, extended

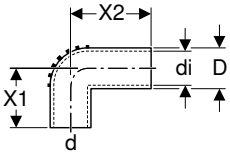

click & scan

Application purposes
- For building drainage
- For buildings with increased sound insulation requirements
- For sleeves

Characteristics
- Abrasion resistant
- Highly sound-insulating
- UV-resistant

Technical data

Storage temperature	≤ 40 °C
Product material	PE-S2
Thermal expansion	0.17 mm/(m·K)
Thermal conductivity, pipe	0.43 W/(m·K)

Art. no.	DN	d, ø [mm]	arc [°]	di, ø [mm]	D [cm]	X1 [cm]	X2 [cm]	SU4 [pc.]	SU3 [pc.]	SU2 [pc.]	SU1 [pc.]	GBP/pc.
305.905.14.1	56	56	90	50	5.6	7.5	10	800	50	10	1	**7.70**
305.906.14.1	56	56	90	57	6.3	7.5	20	320	40	10	1	**7.70**

Accessories
- Geberit sleeve → p. 61
- Geberit sleeve → p. 61

Geberit Silent-db20 connection bend 90°, reduced, extended

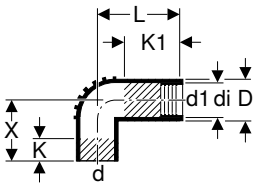

click & scan

Application purposes
- For building drainage
- For buildings with increased sound insulation requirements

Characteristics
- Abrasion resistant
- Highly sound-insulating
- UV-resistant
- Concentric

Scope of delivery
- Sleeve made of EPDM
- Protective cap

Technical data

Storage temperature	≤ 40 °C
Product material	PE-S2
Thermal expansion	0.17 mm/(m·K)
Thermal conductivity, pipe	0.43 W/(m·K)

Art. no.	DN	d, ø [mm]	d1, ø [mm]	arc [°]	di, ø [mm]	D [cm]	L [cm]	X [cm]	K [cm]	K1 max. [cm]	SU4 [pc.]	SU3 [pc.]	SU2 [pc.]	SU1 [pc.]	GBP/pc.
306.906.14.1	63 / 56	63	56	90	63	6.8	15	10	3	9	320	40	10	1	**25.33**

Geberit Silent-db20 connection bend 90°, extended

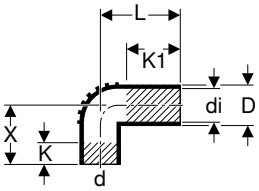

click & scan

Application purposes
- For building drainage
- For buildings with increased sound insulation requirements
- For Geberit Duofix elements for washbasin, urinal or bidet
- For Geberit GIS elements for washbasin, urinal or bidet
- For sleeves

Characteristics
- Abrasion resistant
- Highly sound-insulating
- UV-resistant

Scope of delivery
- Protective cap

Technical data

Storage temperature	≤ 40 °C
Product material	PE-S2
Thermal expansion	0.17 mm/(m·K)
Thermal conductivity, pipe	0.43 W/(m·K)

Art. no.	DN	d, ø [mm]	arc [°]	di, ø [mm]	D [cm]	L [cm]	X [cm]	K [cm]	K1 max. [cm]	SU4 [pc.]	SU3 [pc.]	SU2 [pc.]	SU1 [pc.]	GBP/pc.
305.904.14.1	56	56	90	46	5.2	15	10	4	10	400	50	10	1	**7.70**

Geberit Silent-db20 connection bend 90°, extended

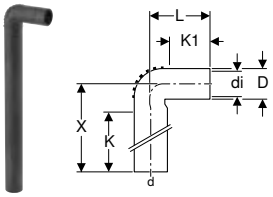

click & scan

Application purposes
- For building drainage
- For buildings with increased sound insulation requirements
- For Geberit Duofix elements for washbasin, urinal or bidet
- For Geberit GIS elements for washbasin, urinal or bidet
- For sleeves

Characteristics
- Abrasion resistant
- Highly sound-insulating
- UV-resistant

Scope of delivery
- Protective cap

Technical data

Storage temperature	≤ 40 °C
Product material	PE-S2
Thermal expansion	0.17 mm/(m·K)
Thermal conductivity, pipe	0.43 W/(m·K)

Art. no.	DN	d, ø [mm]	arc [°]	di, ø [mm]	D [cm]	L [cm]	X [cm]	K [cm]	K1 max. [cm]	SU4 [pc.]	SU3 [pc.]	SU2 [pc.]	SU1 [pc.]	GBP/pc.
305.907.14.1	56	56	90	46	5.2	15	57	49.5	7	200	50	10	1	**35.71**

Connection ring seal sockets

Geberit Silent-db20 connection ring seal socket, reduced

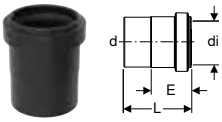

click & scan

Application purposes
- For building drainage
- For buildings with increased sound insulation requirements
- For Geberit waste fittings ø 50 mm

Technical data

Storage temperature	≤ 40 °C
Product material	PE-S2
Thermal expansion	0.17 mm/(m·K)
Thermal conductivity, pipe	0.43 W/(m·K)

Characteristics
- Abrasion resistant
- Highly sound-insulating
- UV-resistant
- With lip seal made of EPDM

Scope of delivery
- Protective cap

Art. no.	DN	d, ø [mm]	di, ø [mm]	E [cm]	L [cm]	SU4 [pc.]	SU3 [pc.]	SU2 [pc.]	GBP/pc.
305.040.14.3	56 / 50	56	50	4.5	7.6	1440	60	10	16.25

Accessories

Pipe brackets

Geberit Silent-db20 pipe bracket, insulated, with threaded socket M10 / G 1/2"

click & scan

Application purposes
- For anchor-point fastening of pipes in connection with double-sleeve coupling or expansion socket
- For sliding bracket fastening of pipes

Technical data

Product material	Steel

Characteristics
- Male thread
- Female thread
- Highly sound-insulating
- Outside zinc-plated

Art. no.	DN	G [″]	M [mm]	di, ø [mm]	L [cm]	SU4 [pc.]	SU3 [pc.]	SU2 [pc.]	SU1 [pc.]	GBP/pc.
305.812.26.1	56	1/2	10	56	4.7	1600	50	10	1	6.19
306.812.26.1	60	1/2	10	63	5		50	10		7.44
307.812.26.1	70	1/2	10	75	5.7	1200	50	10	1	7.99
308.812.26.1	90	1/2	10	90	6.4	800	50	10	1	8.42
310.812.26.1	100	1/2	10	110	7.4	600	50	10	1	9.26
312.812.26.1	125	1/2	10	125	8.1	600	50	10	1	10.17
315.812.26.1	150	1/2	10	160	9.9	400	25	5	1	11.91

Geberit Silent-db20 pipe bracket, insulated, with threaded socket G 1"

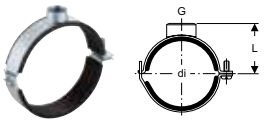

click & scan

Application purposes
- For anchor-point fastening of pipes in connection with double-sleeve coupling or expansion socket
- For sliding bracket fastening of pipes

Technical data

Product material	Steel

Characteristics
- Female thread
- Highly sound-insulating
- Outside zinc-plated

Art. no.	DN	G [″]	di, ø [mm]	L [cm]	SU2 [pc.]	SU1 [pc.]	GBP/pc.
315.813.26.1	150	1	178	12	10	1	29.50

Fastenings for pipe brackets

Geberit base plate, rectangular, two-hole, with threaded socket M10 / G 1/2"

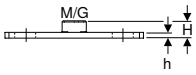

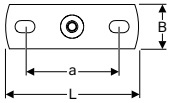

click & scan

Application purposes
- For fastening pipe brackets to the building structure
- For anchor point and sliding bracket fastenings

Characteristics
- Male thread
- Female thread
- Zinc-plated
- Two fastening points

Technical data

Product material	Steel

Art. no.	G [″]	M [mm]	a [cm]	L [cm]	B [cm]	H [cm]	h [cm]	SU3 [pc.]	SU1 [pc.]	GBP/pc.
362.851.26.1	1/2	10	8.5	12	4	1.5	0.5	50	1	4.04

Geberit base plate, rectangular, two-hole, with threaded socket G

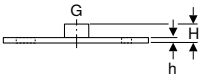

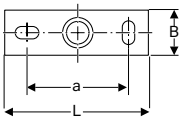

click & scan

Application purposes
- For building drainage
- For fastening pipe brackets to the building structure
- For fastening pipes to ceilings and walls
- For anchor point and sliding bracket fastenings

Characteristics
- Female thread
- Zinc-plated
- Two fastening points

Technical data

Product material	Steel

Art. no.	G [″]	a [cm]	L [cm]	B [cm]	H [cm]	h [cm]	SU4 [pc.]	SU3 [pc.]	SU2 [pc.]	SU1 [pc.]	GBP/pc.
362.828.26.1	1	9	12	4	2.6	0.6	1000		25	1	8.81

Geberit threaded rod

click & scan

Application purposes
- For fastening Geberit pipe brackets to base plates
- For building drainage
- For fastening Geberit Pluvia support rails to base plates
- For sliding bracket fastenings

Characteristics
- Zinc-plated

Scope of delivery
- Protective shell

Technical data

Product material	Steel

Art. no.	M [mm]	L [cm]	SU4 [pc.]	SU2 [pc.]	SU1 [pc.]	GBP/pc.
362.836.00.1	10	50	2000	10	1	6.31

Geberit threaded pipe


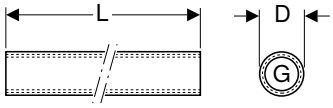

click & scan

Application purposes
- For fastening Geberit pipe brackets to base plates
- For anchor point and sliding bracket fastenings

Characteristics
- Female thread continuously threaded
- Zinc-plated

Technical data

Product material	Steel

Art. no.	G [“]	D [cm]	L [cm]	SU2 [pc.]	SU1 [pc.]	GBP/pc.
362.857.26.1	1/2	2.5	115	2	1	36.07

Sealings

Geberit Silent-db20 end cap

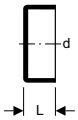

click & scan

Application purposes
- For building drainage
- For buildings with increased sound insulation requirements
- For creating pipeline terminations
- For welding and tensioning

Characteristics
- Abrasion resistant
- Highly sound-insulating
- UV-resistant

Technical data

Storage temperature	≤ 40 °C
Product material	PE-S2
Thermal expansion	0.17 mm/(m·K)
Thermal conductivity, pipe	0.43 W/(m·K)

Art. no.	DN	d, ø [mm]	L [cm]	SU4 [pc.]	SU2 [pc.]	SU1 [pc.]	GBP/pc.
305.005.14.1	56	56	3		10	1	3.77
307.005.14.1	70	75	3		10	1	4.49
308.005.14.1	90	90	3		10	1	7.75
310.005.14.1	100	110	3	1120	10	1	6.23

Geberit Silent-db20 end cap, screwable

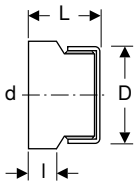

click & scan

Application purposes
- For building drainage
- For buildings with increased sound insulation requirements
- For creating pipeline terminations
- For creating service openings
- For welding and tensioning

Characteristics
- Abrasion resistant
- Highly sound-insulating
- UV-resistant

Technical data

Storage temperature	≤ 40 °C
Product material	PE-S2
Thermal expansion	0.17 mm/(m·K)
Thermal conductivity, pipe	0.43 W/(m·K)

Art. no.	DN	d, ø [mm]	D [cm]	L [cm]	l [cm]	SU4 [pc.]	SU3 [pc.]	SU1 [pc.]	GBP/pc.
315.005.14.1	150	160	14.4	7.2	3.3	256	4	1	33.12

Seals

Geberit sleeve

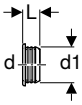

click & scan

Application purposes
- For bidets and washbasins

Technical data

Product material	EPDM

Art. no.	d, ø [mm]	d1, ø [mm]	L [cm]	SU4 [pc.]	SU3 [pc.]	SU2 [pc.]	SU1 [pc.]	GBP/pc.
152.796.00.1	40	44	2.3		100	10	1	8.51
152.495.00.1	32	46	2.3		100	10	1	3.14
152.496.00.1	40	46	2.3		100	10	1	4.49
153.566.16.1	50	58	2.3	6400	100	10	1	8.51

Geberit sleeve

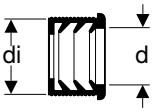

click & scan

Application purposes
- For bidets and washbasins

Technical data

Product material	EPDM

Art. no.	DN	d, ø [mm]	di, ø [mm]	SU3 [pc.]	SU2 [pc.]	SU1 [pc.]	GBP/pc.
152.682.00.1	50	32	44	100	10	1	5.42
152.689.00.1	56	32	50	100	10	1	8.51
152.690.00.1	56	40	50	100	10	1	8.85
152.691.00.1	60	32	57	100	10	1	9.05
152.692.00.1	60	40	57	100	10	1	9.05
152.693.00.1	60	50	57	100	10	1	9.32

Consumables

Geberit lubricant, 250 ml

click & scan

Application purposes
- For lubricating the seals of push-fit connections
- For building drainage

Art. no.	SU4 [pc.]	SU2 [pc.]	SU1 [pc.]	GBP/pc.
953.761.00.1	780	10	1	5.97

Geberit grease pencil with retractable lead

click & scan

Application purposes
- For marking on Geberit pipes

Characteristics
- Pressure pin with convenient one-hand operation
- Lead retractable for protection after use
- Water-soluble
- Washable from smooth surfaces
- UV-resistant

Art. no.	Colour / surface	SU3 [pc.]	SU1 [pc.]	GBP/pc.
690.102.00.1	yellow	25	1	24.62

Accessories
- Geberit spare leads for grease pencil with retractable lead → p. 66

Geberit spare leads for grease pencil with retractable lead

click & scan

Characteristics
- Water-soluble
- Washable from smooth surfaces
- UV-resistant

Scope of delivery
- Box with 12 spare leads

Art. no.	Colour / surface	SU3 [pc.]	SU1 [pc.]	GBP/pc.
690.103.00.1	yellow	25	1	24.62

Geberit Silent-PP

Preliminary remarks **99**

Pipes **100**

Fittings **102**

Bends 102
Branch fittings 103
Reducers 108
Access pipes 110

Connections **111**

Push-in connections 111
Claw connections 112
Adaptors to other product materials 113

Waste Fittings **114**

Connection bends 114
Straight connectors 116

Accessories **117**

Pipe brackets 117
Sealings 118
Seals 118
Protective caps 120
Consumables 120

Preliminary remarks

Introduction to Geberit Silent-PP

Geberit Silent-PP is the perfect commercial soil & waste and drainage system. With robust pipes, available and domestic in common diameters, from 32 mm to 160 mm, and a comprehensive range of fittings and to suit most installations.

Whether it be in a residential complex, a hotel or in a meeting room, noisy discharge pipes are annoying - a problem that is easily eliminated with the Geberit Silent-PP waste and drainage system. These pipes and fittings, optimised as they are with respect to sound insulation and hydraulics, are suitable for both discharge stacks and floor connections and ensure quiet and effective drainage in every kind of building.

Benefits of Geberit Silent-PP

Award winning pushfit design
Geberit Silent-PP is a design award winning pushfit drainage system offering very simple and fast assembly: Just push the components together and rotate to align them. In addition to its low-noise, optimised wastewater volume flow, the new concept is characterized by several design elements: The reference nubs and stop ring take the guess work out of aligning the fittings properly and getting the correct insertion depth. The four laterally extending ribs serve to create a good grip when inserting one fitting into another. The flattened ridge along the direction of flow highlights the product brand and item details to help with identification later.

Effective sound insulation
Geberit Silent-PP is made from mineral-reinforced polypropylene, improving the physical properties of the material and achieving acoustics optimisation, effectively reducing the natural vibrations and noise.

Clean installation
No chemicals used in the installation process

Chemical resistant
Resistant to a wide range of chemicals

Temperature and UV resistant
Robustly resistant to hot and cold temperatures and UV light

Impact resistant
Flexible materials absorb impact

Experienced
More than 60 years of practical experience in drainage technology

Always consider
When fitting an acoustic installation, it is not just the drainage system which needs careful consideration. Try to have as few offsets as possible to reduce the amount of impact zones, thus decreasing the sound. If an offset is necessary, use 2x 45degree bends instead.

Ensure you decouple the whole installation away from the construction of the building. Use rubber lined brackets to absorb the vibrations, as well as sound insulation for pipes coming into contact with the walls and floors.

Technical support

Available to answer your email & telephone enquiries.
Our Specification team can take plan drawings, schematics and any other relevant installation information and they will create a take-off for your project free of charge.

If you would like to use this service, please email specification.gb@geberit.com

If you require any technical assistance, please contact the technical department on 01926 516800, or email technical@geberit.co.uk.

product design award 2009

BBA APPROVAL INSPECTION TESTING CERTIFICATION
CERTIFICATE 19/5706

Pipes

Geberit Silent-PP pipe with one socket

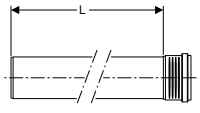

click & scan

Application purposes

- For draining off waste water within buildings

Technical data

Installation temperature	-10 – +40 °C
Product material	PP-C / PP-MD / PP-C
Thermal expansion	0.08 mm/(m·K)

Characteristics

- Acoustically optimised
- Three-layer pipe
- Pipe, white interior
- Seal made of EPDM
- Suitable for being stored outside for two years

Art. no.	DN	d, ø [mm]	di, ø [mm]	s [mm]	A² [cm²]	SU4 [pc.]	SU2 [pc.]	SU1 [pc.]	GBP/pc.
L / length: 100 cm									
390.004.14.1	30	32	28	2	6.2	650	10		7.54
390.104.14.1	40	40	36	2	10.2	400	10		7.55
390.204.14.1	50	50	46	2	16.6	240	10		7.67
390.304.14.1	70	75	69.8	2.6	38.3	144	8	1	13.20
390.404.14.1	90	90	83.8	3.1	55.2	90	6		19.83
390.504.14.1	100	110	102.8	3.6	83	64	4		22.31
390.604.14.1	125	125	116.6	4.2	106.8	48	4		32.82
390.704.14.1	150	160	149.6	5.2	175.8	36	4	1	49.09
L / length: 150 cm									
390.005.14.1	30	32	28	2	6.2	650	10		12.41
390.105.14.1	40	40	36	2	10.2	400	10		12.45
390.205.14.1	50	50	46	2	16.6	240	10		12.68
390.305.14.1	70	75	69.8	2.6	38.3	144	8		19.44
390.405.14.1	90	90	83.8	3.1	55.2	90	6		27.77
390.505.14.1	100	110	102.8	3.6	83	64	4		31.16
390.605.14.1	125	125	116.6	4.2	106.8	48	4		44.53
390.705.14.1	150	160	149.6	5.2	175.8	36	4		67.13
L / length: 200 cm									
390.006.14.1	30	32	28	2	6.2	650	10		15.13
390.106.14.1	40	40	36	2	10.2	400	10		15.24
390.206.14.1	50	50	46	2	16.6	240	10		16.43
390.306.14.1	70	75	69.8	2.6	38.3	144	8		25.52
390.406.14.1	90	90	83.8	3.1	55.2	90	6		37.36
390.506.14.1	100	110	102.8	3.6	83	64	4		41.90
390.606.14.1	125	125	116.6	4.2	106.8	48	4		60.72
390.706.14.1	150	160	149.6	5.2	175.8	36	4		91.20
L / length: 300 cm									
390.007.14.1	30	32	28	2	6.2	650	10		21.21
390.107.14.1	40	40	36	2	10.2	400	10		21.85
390.207.14.1	50	50	46	2	16.6	240	10		25.36
390.307.14.1	70	75	69.8	2.6	38.3	144	8		37.69
390.407.14.1	90	90	83.8	3.1	55.2	90	6		53.55
390.507.14.1	100	110	102.8	3.6	83	64	4		60.21
390.607.14.1	125	125	116.6	4.2	106.8	48	4		84.73
390.707.14.1	150	160	149.6	5.2	175.8	36	4		129.79

Geberit Silent-PP pipe with two sockets



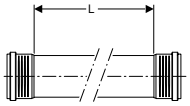

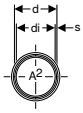

click & scan

Application purposes

- For draining off waste water within buildings

Technical data

Installation temperature	-10 – +40 °C
Product material	PP-C / PP-MD / PP-C
Thermal expansion	0.08 mm/(m·K)

Characteristics

- Acoustically optimised
- Three-layer pipe
- Pipe, white interior
- Seal made of EPDM
- Suitable for being stored outside for two years

Art. no.	DN	d, ø [mm]	di, ø [mm]	s [mm]	A² [cm²]	SU4 [pc.]	SU2 [pc.]	GBP/pc.
L / length: 200 cm								
390.013.14.1	30	32	28	2	6.2	650	10	**18.17**
390.113.14.1	40	40	36	2	10.2	400	10	**18.33**
390.213.14.1	50	50	46	2	16.6	240	10	**20.35**
390.313.14.1	70	75	69.8	2.6	38.3	144	8	**30.63**
390.413.14.1	90	90	83.8	3.1	55.2	90	6	**42.52**
390.513.14.1	100	110	102.8	3.6	83	64	4	**51.25**
390.613.14.1	125	125	116.6	4.2	106.8	48	4	**81.99**
L / length: 300 cm								
390.014.14.1	30	32	28	2	6.2	650	10	**25.42**
390.114.14.1	40	40	36	2	10.2	400	10	**28.61**
390.214.14.1	50	50	46	2	16.6	240	10	**31.55**
390.314.14.1	70	75	69.8	2.6	38.3	144	8	**44.53**
390.414.14.1	90	90	83.8	3.1	55.2	90	6	**61.22**
390.514.14.1	100	110	102.8	3.6	83	64	4	**73.78**
390.614.14.1	125	125	116.6	4.2	106.8	48	4	**114.24**

Fittings

Bends

Geberit Silent-PP bend

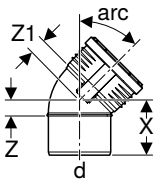

click & scan

Application purposes
- For draining off waste water within buildings

Technical data

Installation temperature	-10 – +40 °C
Product material	PP-MD
Thermal expansion	0.08 mm/(m·K)

Characteristics
- Acoustically optimised
- Seal made of EPDM

Art. no.	DN	d, ø [mm]	X [cm]	Z [cm]	Z1 [cm]	SU4 [pc.]	SU3 [pc.]	SU2 [pc.]	GBP/pc.
arc / angle: 15°									
390.020.14.1	30	32	5	0.6	1	2000	50	10	3.25
390.120.14.1	40	40	5.4	0.7	1.1	1200	50	10	3.30
390.220.14.1	50	50	5.8	0.7	1.1	1200	100	10	4.21
390.320.14.1	70	75	6.5	0.9	1.5	400	50	10	6.55
390.420.14.1	90	90	7.3	1.2	1.7	320	40	10	9.24
390.520.14.1	100	110	8.2	1.4	2	160	40	10	10.04
390.620.14.1	125	125	8.8	1.4	2.3	120		10	19.22
390.720.14.1	150	160	9.7	1.7	2.6	60		5	29.86
arc / angle: 30°									
390.021.14.1	30	32	5.2	0.8	0.9	2000	50	10	3.25
390.121.14.1	40	40	5.7	0.9	1	1200	50	10	3.30
390.221.14.1	50	50	6.2	1.1	1	1200	100	10	3.83
390.321.14.1	70	75	7	1.5	1.5	400	50	10	6.55
390.421.14.1	90	90	7.9	1.8	1.7	320	40	10	9.24
390.521.14.1	100	110	9	2.1	2.2	160	40	10	10.04
390.621.14.1	125	125	9.8	2.4	2.5	120		10	19.22
390.721.14.1	150	160	11	3	2.8	60		5	29.86
arc / angle: 45°									
390.022.14.1	30	32	5.5	1	1.1	2000	50	10	2.88
390.122.14.1	40	40	6	1.2	1.3	1200	50	10	2.93
390.222.14.1	50	50	6.5	1.5	1.4	1200	100	10	3.34
390.322.14.1	70	75	7.6	2	2.1	400	100	10	6.26
390.422.14.1	90	90	8.5	2.4	2.5	320	40	10	8.59
390.522.14.1	100	110	9.7	3	2.9	160	40	10	8.50
390.622.14.1	125	125	10.7	3.3	3.3	120		10	19.22
390.722.14.1	150	160	12.2	4.2	4	60		5	29.86
arc / angle: 67.5°									
390.023.14.1	30	32	5.9	1.5	1.5	2000	50	10	3.58
390.123.14.1	40	40	6.5	1.8	1.8	1200	50	10	3.66
390.223.14.1	50	50	7.2	2.1	2.1	1200	100	10	5.08
390.323.14.1	70	75	8.6	3	3	400	50	10	8.83
390.423.14.1	90	90	9.7	3.6	3.5	200	50	10	9.87
390.523.14.1	100	110	11.2	4.4	4.3	160	40	10	10.79
390.623.14.1	125	125	12.3	4.9	4.9	80		10	28.00
390.723.14.1	150	160	14.3	6.2	6.1			5	46.40
arc / angle: 87.5°									
390.024.14.1	30	32	6.4	1.9	2	2000	50	10	3.19
390.124.14.1	40	40	7.1	2.3	2.5	1200	50	10	3.30
390.224.14.1	50	50	7.9	2.8	3	1200	100	10	4.21
390.324.14.1	70	75	9.7	4.1	4.2	400	50	10	8.63
390.424.14.1	90	90	11	4.9	4.8	200	50	10	9.24
390.524.14.1	100	110	12.8	6	6	160	40	10	9.82
390.624.14.1	125	125	14.2	6.8	6.7	80		10	28.00
390.724.14.1	150	160	16.6	8.5	8.4	40		5	46.40

Branch fittings

Geberit Silent-PP branch fitting 45°

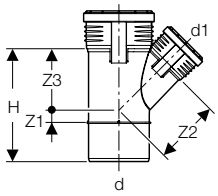

click & scan

Application purposes
- For draining off waste water within buildings

Technical data

Installation temperature	-10 – +40 °C
Product material	PP-MD
Thermal expansion	0.08 mm/(m·K)

Characteristics
- Acoustically optimised
- Seal made of EPDM

Art. no.	DN	d, ø [mm]	d1, ø [mm]	arc [°]	H [cm]	Z1 [cm]	Z2 [cm]	Z3 [cm]	SU4 [pc.]	SU3 [pc.]	SU2 [pc.]	SU1 [pc.]	GBP/pc.
390.030.14.1	30 / 30	32	32	45	9.4	1	4	4	1200	50	10		**6.65**
390.130.14.1	40 / 30	40	32	45	9.7	0.6	4.6	4.4	800	50	10		**6.81**
390.131.14.1	40 / 40	40	40	45	9.8	1.2	5	5	800	50	10		**6.88**
390.230.14.1	50 / 30	50	32	45	10	0.1	5.3	4.9	480	60	10		**8.23**
390.231.14.1	50 / 40	50	40	45	10.2	0.7	5.8	5.6	480	60	10		**8.63**
390.232.14.1	50 / 50	50	50	45	12.7	1	6.3	6.3	480	60	10		**7.71**
390.331.14.1	70 / 40	75	40	45	12	0.6	7.6	7	200	25	5		**11.93**
390.332.14.1	70 / 50	75	50	45	13.4	0.1	8.1	7.6	200	25	5		**10.87**
390.333.14.1	70 / 70	75	75	45	15	1.9	9.4	9.4	200	25	5		**11.93**
390.432.14.1	90 / 50	90	50	45	13	0.6	9.1	8.4	200	50	10		**17.96**
390.433.14.1	90 / 70	90	75	45	17.5	1.2	10.4	10.2	120	30	10		**18.52**
390.434.14.1	90 / 90	90	90	45	19.6	2.2	11.3	11.3	120	30	10		**18.29**
390.531.14.1	100 / 40	110	40	45	13.4	2.2	10.1	8.8	120	30	5		**20.13**
390.532.14.1	100 / 50	110	50	45	14.8	1.5	10.6	9.5	120	30	5		**19.58**
390.533.14.1	100 / 70	110	75	45	18.3	0.2	11.9	11.2	80		10		**20.13**
390.534.14.1	100 / 90	110	90	45	20.3	1.3	12.6	12.2	80		10		**19.86**
390.535.14.1	100 / 100	110	110	45	23.3	2.7	13.8	13.8	80		10		**18.84**
390.634.14.1	125 / 90	125	90	45	21	0.6	13.6	12.9	80		10	1	**45.85**
390.635.14.1	125 / 100	125	110	45	23.7	2.1	14.7	14.3	40		10	1	**45.85**
390.636.14.1	125 / 125	125	125	45	25.9	3.1	15.4	15.4	40		10	1	**69.17**
390.735.14.1	150 / 100	160	110	45	24.5	0.4	17.2	16.1	40		5	1	**71.48**
390.736.14.1	150 / 125	160	125	45	26.6	1.4	17.9	17.1	40		5	1	**94.56**
390.737.14.1	150 / 150	160	160	45	31.5	3.9	19.6	19.5	20		5	1	**107.78**

Geberit Silent-PP double branch fitting 45°

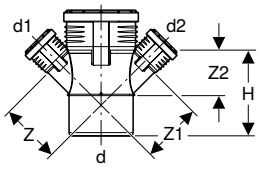

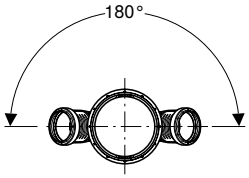

click & scan

Application purposes
- For draining off waste water within buildings

Technical data

Installation temperature	-10 – +40 °C
Product material	PP-MD
Thermal expansion	0.08 mm/(m·K)

Characteristics
- Acoustically optimised
- Seal made of EPDM

Art. no.	DN	d, ø [mm]	d1, ø [mm]	d2, ø [mm]	arc [°]	H [cm]	Z [cm]	Z1 [cm]	Z2 [cm]	SU4 [pc.]	SU2 [pc.]	GBP/pc.
390.469.14.1	90 / 50 / 50	90	50	50	45	13.9	9.1	9.1	8.4	120	10	**33.81**
390.569.14.1	100 / 50 / 50	110	50	50	45	14.8	10.6	10.6	9.5	80	10	**33.81**

Geberit Silent-PP branch fitting swept entry 87.5°

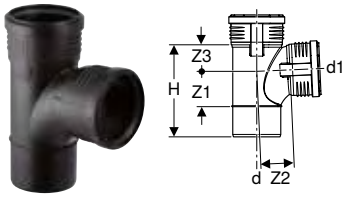

click & scan

Application purposes
- For draining off waste water within buildings

Technical data

Installation temperature	-10 – +40 °C
Product material	PP-MD
Thermal expansion	0.08 mm/(m·K)

Characteristics
- Acoustically optimised
- Swept entry
- Seal made of EPDM

Art. no.	DN	d, ø [mm]	d1, ø [mm]	arc [°]	H [cm]	Z1 [cm]	Z2 [cm]	Z3 [cm]	SU4 [pc.]	SU3 [pc.]	SU2 [pc.]	GBP/pc.
390.454.14.1	90 / 90	90	90	87.5	17.7	6.7	7	4.9	120	30	10	19.22
390.554.14.1	100 / 90	110	90	87.5	18.6	6.8	8.1	5	80		10	19.50
390.555.14.1	100 / 100	110	110	87.5	21.2	8.2	7.7	6.1	80		10	19.50

Geberit Silent-PP branch fitting 87.5°

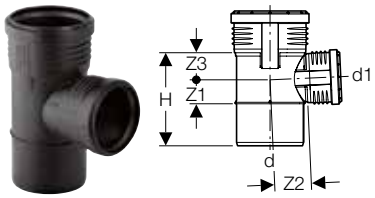

click & scan

Application purposes
- For draining off waste water within buildings

Technical data

Installation temperature	-10 – +40 °C
Product material	PP-MD
Thermal expansion	0.08 mm/(m·K)

Characteristics
- Acoustically optimised
- Seal made of EPDM

Art. no.	DN	d, ø [mm]	d1, ø [mm]	arc [°]	H [cm]	Z1 [cm]	Z2 [cm]	Z3 [cm]	SU4 [pc.]	SU3 [pc.]	SU2 [pc.]	SU1 [pc.]	GBP/pc.
390.046.14.1	30 / 30	32	32	87.5	8.2	1.7	2.1	2.1	1200	50	10		6.65
390.147.14.1	40 / 40	40	40	87.5	9.2	2.2	2.2	2.2	800	50	10		6.88
390.247.14.1	50 / 40	50	40	87.5	9.5	2.2	2.8	2.2	480	60	10		8.63
390.248.14.1	50 / 50	50	50	87.5	10.5	2.7	2.8	2.8	480	60	10		8.63
390.347.14.1	70 / 40	75	40	87.5	10.4	2.3	4.2	2.6	200	25	5		11.93
390.348.14.1	70 / 50	75	50	87.5	11.4	2.8	4.2	3.1	200	25	5		11.93
390.349.14.1	70 / 70	75	75	87.5	13.9	4	4.3	4.3	200	25	5		11.93
390.448.14.1	90 / 50	90	50	87.5	12.1	2.8	4.9	3.2	200	50	10		18.29
390.449.14.1	90 / 70	90	75	87.5	14.6	4	5.1	4.5	160	40	10		18.52
390.547.14.1	100 / 40	110	40	87.5	12.4	2.7	6	2.9	120	30	5		19.86
390.548.14.1	100 / 50	110	50	87.5	12.9	2.8	6	3.2	120	30	5		19.86
390.549.14.1	100 / 70	110	75	87.5	15.4	4	6.1	4.5	120	30	5		20.13
390.650.14.1	125 / 90	125	90	87.5	17.1	4.6	6.9	5.2	80		10	1	45.85
390.651.14.1	125 / 100	125	110	87.5	21.3	6.6	7.8	7.3	80		10	1	45.85
390.652.14.1	125 / 125	125	125	87.5	20.6	6.4	6.8	6.8	80		10		69.17
390.751.14.1	150 / 100	160	110	87.5	19.8	5.5	8.8	6.2	40		5	1	71.48
390.752.14.1	150 / 125	160	125	87.5	21.3	6.4	8.7	6.9	40		5	1	94.56
390.753.14.1	150 / 150	160	160	87.5	24.8	8.2	8.6	8.6	40		5	1	107.78

Geberit Silent-PP double branch fitting 87.5°, swept-entry

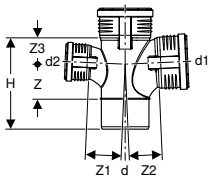

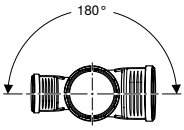

click & scan

Application purposes
- For draining off waste water within buildings

Technical data

Installation temperature	-10 – +40 °C
Product material	PP-MD
Thermal expansion	0.08 mm/(m·K)

Characteristics
- Acoustically optimised
- Swept entry
- Seal made of EPDM

Art. no.	DN	d, ø [mm]	d1, ø [mm]	d2, ø [mm]	arc [°]	H [cm]	Z [cm]	Z1 [cm]	Z2 [cm]	Z3 [cm]	SU4 [pc.]	SU2 [pc.]	SU1 [pc.]	GBP/pc.
390.466.14.1	90 / 90 / 90	90	90	90	87.5	17.7	6.7	7	7	4.9	80	10	1	82.05
390.567.14.1	100 / 100 / 70	110	110	75	87.5	21.2	8.2	8.3	7.7	6.1	80	10	1	87.06
390.566.14.1	100 / 100 / 100	110	110	110	87.5	21.2	8.2	7.7	7.7	6.1	80	10	1	87.06

Geberit Silent-PP double branch fitting 87,5°

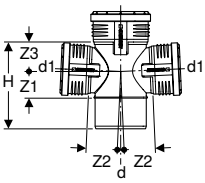

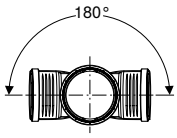

click & scan

Application purposes
- For draining off waste water within buildings

Technical data

Installation temperature	-10 – +40 °C
Product material	PP-MD
Thermal expansion	0.08 mm/(m·K)

Characteristics
- Acoustically optimised
- Seal made of EPDM

Art. no.	DN	d, ø [mm]	d1, ø [mm]	arc [°]	H [cm]	Z1 [cm]	Z2 [cm]	Z3 [cm]	SU4 [pc.]	SU2 [pc.]	SU1 [pc.]	GBP/pc.
390.665.14.1	125 / 100 / 100	125	110	87.5	21.3	6.6	7.8	7.3	36	3	1	62.18

Geberit Silent-PP corner branch fitting 87.5°

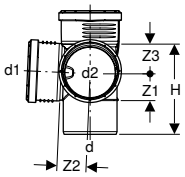

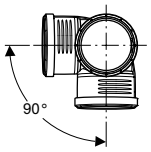

click & scan

Application purposes
- For draining off waste water within buildings

Technical data

Installation temperature	-10 – +40 °C
Product material	PP-MD
Thermal expansion	0.08 mm/(m·K)

Characteristics
- Acoustically optimised
- Seal made of EPDM

Art. no.	DN	d, ø [mm]	d1, ø [mm]	d2, ø [mm]	arc [°]	H [cm]	Z1 [cm]	Z2 [cm]	Z3 [cm]	SU4 [pc.]	SU2 [pc.]	SU1 [pc.]	GBP/pc.
390.459.14.1	90 / 90 / 90	90	90	90	87.5	15.7	4.6	5	5	80	10	1	78.56
390.559.14.1	100 / 100 / 100	110	110	110	87.5	18.6	5.6	6	6.1	80	10	1	90.36
390.662.14.1	125 / 100 / 100	125	110	110	87.5	21.3	6.6	7.8	7.3	36	3	1	97.87

Geberit Silent-PP combined branch fitting 87.5°, swept-entry

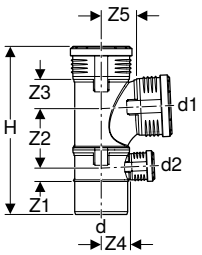

click & scan

Application purposes
- For draining off waste water within buildings
- For connecting low-lying drains on shower elements

Characteristics
- Acoustically optimised
- Swept entry
- Seal made of EPDM

Technical data

Installation temperature	-10 – +40 °C
Product material	PP-MD
Thermal expansion	0.08 mm/(m·K)

Art. no.	DN	d, ø [mm]	d1, ø [mm]	d2, ø [mm]	arc [°]	H [cm]	Z1 [cm]	Z2 [cm]	Z3 [cm]	Z4 [cm]	Z5 [cm]	SU4 [pc.]	SU2 [pc.]	SU1 [pc.]	GBP/pc.
390.456.14.1	90 / 90 / 50	90	90	50	87.5	30.6	2.8	10.7	4.9	4.9	7	60	5	1	**85.09**
390.556.14.1	100 / 90 / 50	110	90	50	87.5	32.4	2.8	10.9	5	6	8.1	60	5	1	**92.03**
390.558.14.1	100 / 100 / 50	110	110	50	87.5	35	2.8	12.4	6.1	6	7.7	60	5	1	**92.03**

Geberit Silent-PP combined corner branch fitting 87.5°, swept-entry, left

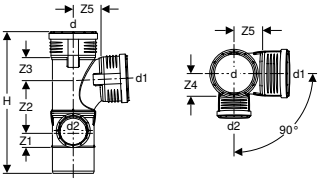

click & scan

Application purposes
- For draining off waste water within buildings
- For connecting low-lying drains on shower elements

Characteristics
- Acoustically optimised
- Swept entry
- Seal made of EPDM

Technical data

Installation temperature	-10 – +40 °C
Product material	PP-MD
Thermal expansion	0.08 mm/(m·K)

Art. no.	DN	d, ø [mm]	d1, ø [mm]	d2, ø [mm]	arc [°]	H [cm]	Z1 [cm]	Z2 [cm]	Z3 [cm]	Z4 [cm]	Z5 [cm]	SU4 [pc.]	SU2 [pc.]	SU1 [pc.]	GBP/pc.
390.470.14.1	90 / 90 / 50	90	90	50	87.5	30.6	3.2	10.9	5.2	4.9	6.7	60	5	1	**85.09**
390.570.14.1	100 / 90 / 50	110	90	50	87.5	32.4	3.3	11.1	5.4	5.9	7.8	60	5	1	**92.03**
390.578.14.1	100 / 100 / 50	110	110	50	87.5	35	3.3	12.6	6.5	5.9	7.4	60	5	1	**92.03**
390.561.14.1	100 / 100 / 70	110	110	75	87.5	37.5	4.2	13.8	6.5	6	7.8	60	5	1	**92.03**

Geberit Silent-PP combined corner branch fitting 87.5°, swept-entry, right

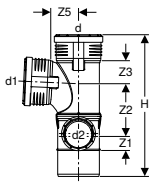

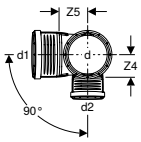

click & scan

Application purposes
- For draining off waste water within buildings
- For connecting low-lying drains on shower elements

Characteristics
- Acoustically optimised
- Swept entry
- Seal made of EPDM

Technical data

Installation temperature	-10 – +40 °C
Product material	PP-MD
Thermal expansion	0.08 mm/(m·K)

Art. no.	DN	d, ø [mm]	d1, ø [mm]	d2, ø [mm]	arc [°]	H [cm]	Z1 [cm]	Z2 [cm]	Z3 [cm]	Z4 [cm]	Z5 [cm]	SU4 [pc.]	SU2 [pc.]	SU1 [pc.]	GBP/pc.
390.462.14.1	90 / 90 / 50	90	90	50	87.5	30.6	3.2	10.9	5.2	4.9	6.7	60	5	1	**85.09**
390.562.14.1	100 / 90 / 50	110	90	50	87.5	32.4	3.3	11.1	5.4	5.9	7.8	60	5	1	**92.03**
390.565.14.1	100 / 100 / 50	110	110	50	87.5	35	3.3	12.6	6.5	5.9	7.4	60	5	1	**92.03**
390.560.14.1	100 / 100 / 70	110	110	75	87.5	37.5	4.2	13.8	6.5	6	7.8	60	5	1	**92.03**

Geberit Silent-PP duct branch fitting 87.5°, swept-entry, left

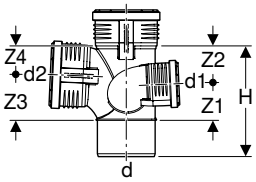

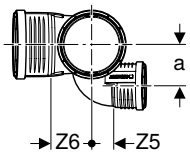

click & scan

Application purposes
- For draining off waste water within buildings

Characteristics
- Acoustically optimised
- Swept entry
- Seal made of EPDM

Technical data

Installation temperature	-10 – +40 °C
Product material	PP-MD
Thermal expansion	0.08 mm/(m·K)

Art. no.	DN	d, ø [mm]	d1, ø [mm]	d2, ø [mm]	arc [°]	a [cm]	H [cm]	Z1 [cm]	Z2 [cm]	Z3 [cm]	Z4 [cm]	Z5 [cm]	Z6 [cm]	SU4 [pc.]	SU2 [pc.]	SU1 [pc.]	GBP/pc.
390.464.14.1	90 / 70 / 90	90	75	90	87.5	8.2	17.6	6.3	5.3	6.7	4.9	3.5	6.9	40	5	1	**116.38**
390.564.14.1	100 / 70 / 100	110	75	110	87.5	9.2	21.1	6.7	7.6	8.2	6.1	4.4	7.7	40	5	1	**134.79**

Geberit Silent-PP duct branch fitting 87.5°, swept-entry, right

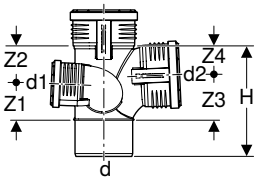

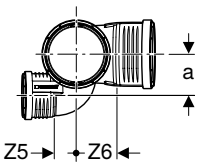

click & scan

Application purposes
- For draining off waste water within buildings

Characteristics
- Acoustically optimised
- Swept entry
- Seal made of EPDM

Technical data

Installation temperature	-10 – +40 °C
Product material	PP-MD
Thermal expansion	0.08 mm/(m·K)

Art. no.	DN	d, ø [mm]	d1, ø [mm]	d2, ø [mm]	arc [°]	a [cm]	H [cm]	Z1 [cm]	Z2 [cm]	Z3 [cm]	Z4 [cm]	Z5 [cm]	Z6 [cm]	SU4 [pc.]	SU2 [pc.]	SU1 [pc.]	GBP/pc.
390.463.14.1	90 / 70 / 90	90	75	90	87.5	8.2	17.6	6.3	5.3	6.7	4.9	3.5	6.9	40	5	1	**116.38**
390.563.14.1	100 / 70 / 100	110	75	110	87.5	9.2	21.1	6.7	7.6	8.2	6.1	4.4	7.7	40	5	1	**134.79**

Geberit Silent-PP parallel branch fitting 45°

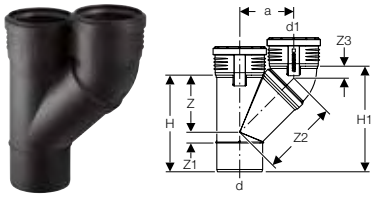

click & scan

Application purposes
- For draining off waste water within buildings

Technical data

Installation temperature	-10 – +40 °C
Product material	PP-MD
Thermal expansion	0.08 mm/(m·K)

Characteristics
- Acoustically optimised
- Seal made of EPDM

Art. no.	DN	d, ø [mm]	d1, ø [mm]	arc [°]	a [cm]	H [cm]	H1 [cm]	Z [cm]	Z1 [cm]	Z2 [cm]	Z3 [cm]	SU4 [pc.]	SU2 [pc.]	SU1 [pc.]	GBP/pc.
390.457.14.1	90 / 90	90	90	45	11	19.6	21.4	11.3	2.2	15	2.5	80	10	1	75.63
390.557.14.1	100 / 100	110	110	45	13	23.3	25.5	13.8	2.7	18.4	2.9	80	10	1	75.63

Reducers

Geberit Silent-PP reducer, eccentric, short

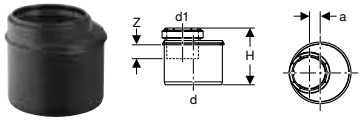

click & scan

Application purposes
- For draining off waste water within buildings

Technical data

Installation temperature	-10 – +40 °C
Product material	PP-MD
Thermal expansion	0.08 mm/(m·K)

Characteristics
- Eccentric
- Acoustically optimised
- Seal made of EPDM

Art. no.	DN	d, ø [mm]	d1, ø [mm]	a [cm]	H [cm]	Z [cm]	SU4 [pc.]	SU3 [pc.]	SU2 [pc.]	SU1 [pc.]	GBP/pc.
390.373.14.1	70 / 50	75	50	1	8.4	2.3	600	50	10	1	6.32
390.474.14.1	90 / 50	90	50	1.7	8.8	2.4	600	50	10	1	8.59
390.475.14.1	90 / 70	90	75	0.4	8.9	2.8	600	50	10	1	8.59
390.575.14.1	100 / 50	110	50	2.6	9.5	2.4	400	50	10	1	8.78
390.576.14.1	100 / 70	110	75	1.4	9.6	2.9	400	50	10	1	9.24
390.577.14.1	100 / 90	110	90	0.6	9.8	3.2	400	50	10	1	10.04

Geberit Silent-PP reducer, eccentric

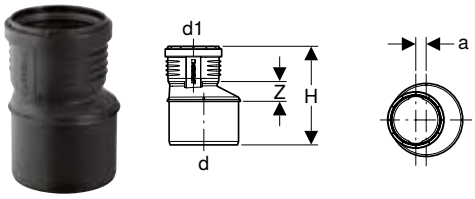

click & scan

Application purposes
- For draining off waste water within buildings

Technical data

Installation temperature	-10 – +40 °C
Product material	PP-MD
Thermal expansion	0.08 mm/(m·K)

Characteristics
- Eccentric
- Acoustically optimised
- Seal made of EPDM

Art. no.	DN	d, ø [mm]	d1, ø [mm]	a [cm]	H [cm]	Z [cm]	SU4 [pc.]	SU3 [pc.]	SU2 [pc.]	SU1 [pc.]	GBP/pc.
390.271.14.1	50 / 40	50	40	0.5	11.4	1.6	800	100	10		4.96
390.279.14.1	50 / 30	50	32	0.9	11.3	1.9	800	100	10		4.89
390.372.14.1	70 / 50	75	50	1.2	13.3	2.6	800	50	10		6.32

Art. no.	DN	d, ø [mm]	d1, ø [mm]	a [cm]	H [cm]	Z [cm]	SU4 [pc.]	SU3 [pc.]	SU2 [pc.]	SU1 [pc.]	GBP/pc.
390.471.14.1	90 / 40	90	40	2.4	14.6	3.8	600	50	10		8.59
390.472.14.1	90 / 50	90	50	1.9	14.6	3.4	400	50	10		8.59
390.473.14.1	90 / 70	90	75	0.7	13.9	2.2	400	50	10		8.59
390.571.14.1	100 / 40	110	40	3.3	16.4	4.9	400	50	10		9.24
390.572.14.1	100 / 50	110	50	2.8	16.4	4.5	320	40	10		8.78
390.573.14.1	100 / 70	110	75	1.7	15.7	3.3	400	50	10		9.24
390.574.14.1	100 / 90	110	90	1	15.7	2.7	200	50	10		10.04
390.675.14.1	125 / 100	125	110	0.7	17.1	2.9	120		10		16.87
390.775.14.1	150 / 100	160	110	2.3	19.4	4.5	80		5	1	25.24
390.776.14.1	150 / 125	160	125	1.7	19.4	4	80		5	1	25.24

Geberit Silent-PP reducer, concentric, short

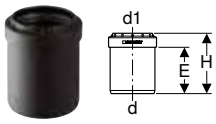

click & scan

Application purposes
- For draining off waste water within buildings

Technical data

Installation temperature	-10 – +40 °C
Product material	PP-MD
Thermal expansion	0.08 mm/(m·K)

Characteristics
- Concentric
- Acoustically optimised
- Seal made of EPDM

Art. no.	DN	d, ø [mm]	d1, ø [mm]	E [cm]	H [cm]	SU4 [pc.]	SU3 [pc.]	SU2 [pc.]	GBP/pc.
390.179.14.1	40 / 30	40	32	5	6.8	2000	50	10	5.06
390.278.14.1	50 / 40	50	40	5.2	6.8	2400	100	10	4.86

Geberit Silent-PP reducing bend 87.5°

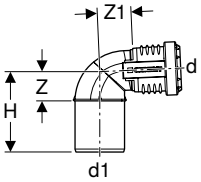

click & scan

Application purposes
- For draining off waste water within buildings

Technical data

Installation temperature	-10 – +40 °C
Product material	PP-MD
Thermal expansion	0.08 mm/(m·K)

Characteristics
- Acoustically optimised
- Seal made of EPDM

Art. no.	DN	d, ø [mm]	d1, ø [mm]	arc [°]	H [cm]	Z [cm]	Z1 [cm]	SU4 [pc.]	SU3 [pc.]	SU2 [pc.]	GBP/pc.
390.225.14.1	40 / 50	40	50	87.5	8.1	3.1	3.5	800	50	10	4.21

- Art. no. 390.325.14.1 is a welded fitting

Access pipes

Geberit Silent-PP access pipe 90° with round service opening

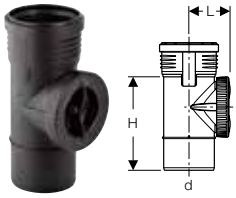

click & scan

Application purposes
- For draining off waste water within buildings
- For horizontal installation
- For vertical installation

Technical data

Installation temperature	-10 – +40 °C
Product material	PP-MD
Thermal expansion	0.08 mm/(m·K)

Characteristics
- Acoustically optimised
- Service opening with simplified cover guide
- Flow-optimised cap
- Cap flush with pipe
- Seal made of EPDM

Scope of delivery
- Cover made of PP

Art. no.	DN	d, ø [mm]	arc [°]	L [cm]	H [cm]	SU4 [pc.]	SU3 [pc.]	SU2 [pc.]	SU1 [pc.]	GBP/pc.
390.227.14.1	50	50	90	4.7	12.3	400	50	10		**15.41**
390.327.14.1	70	75	90	6.1	15.4	240	30	5		**19.22**
390.427.14.1	90	90	90	7.4	17.7	80		10		**26.11**
390.527.14.1	100	110	90	9	21	80		10		**28.36**
390.627.14.1	125	125	90	9.8	21.5	80		10	1	**56.53**
390.727.14.1	150	160	90	11.6	22.2	40		5	1	**86.68**

Geberit Silent-PP access pipe 90° with oval service opening

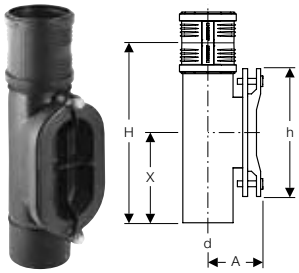

click & scan

Application purposes
- For draining off waste water within buildings
- For horizontal installation
- For vertical installation

Technical data

Product material	PP-MD

Characteristics
- Acoustically optimised
- Oval opening
- Seal made of EPDM

Scope of delivery
- Cover, grey cast iron, dip-coated black
- Double ring seal socket made of PP, with lip seals

Art. no.	DN	d, ø [mm]	arc [°]	A [cm]	H [cm]	h [cm]	X [cm]	SU1 [pc.]	GBP/pc.
390.503.14.1	100	110	90	12	40.3	28	20	1	**277.27**
390.603.14.1	125	125	90	12.5	41.4	28	20.5	1	**346.62**
390.703.14.1	150	160	90	14	43.4	28	21.5	1	**392.82**

Connections

Push-in connections

Geberit Silent-PP long socket

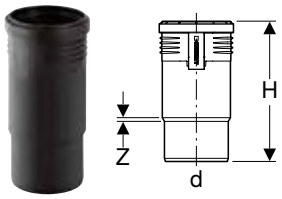

click & scan

Application purposes
- For draining off waste water within buildings
- For repairing damaged Geberit Silent-PP pipes

Characteristics
- Acoustically optimised
- With expansion compensation
- Seal made of EPDM

Technical data

Installation temperature	-10 – +40 °C
Product material	PP-MD
Thermal expansion	0.08 mm/(m·K)

Art. no.	DN	d, ø [mm]	H [cm]	Z [cm]	SU4 [pc.]	SU3 [pc.]	SU2 [pc.]	GBP/pc.
390.118.14.1	40	40	16.8	0.1	800	50	10	5.08
390.218.14.1	50	50	18.1	0.3	800	50	10	6.68
390.318.14.1	70	75	19.8	0.6	240	30	5	9.49
390.418.14.1	90	90	21.7	0.3	240	30	5	14.20
390.518.14.1	100	110	24.2	0.5	120	30	5	15.41
390.618.14.1	125	125	26.5	0.6	120		10	20.71
390.718.14.1	150	160	29	0.6	40		5	38.56

Geberit Silent-PP double ring seal socket

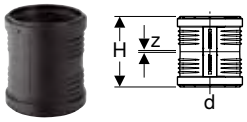

click & scan

Application purposes
- For draining off waste water within buildings

Characteristics
- Acoustically optimised
- Seal made of EPDM

Technical data

Installation temperature	-10 – +40 °C
Product material	PP-MD
Thermal expansion	0.08 mm/(m·K)

Art. no.	DN	d, ø [mm]	H [cm]	Z [cm]	SU4 [pc.]	SU3 [pc.]	SU2 [pc.]	SU1 [pc.]	GBP/pc.
390.016.14.1	30	32	9	0.1	2000	50	10		4.59
390.116.14.1	40	40	9.6	0.1	1200	50	10		4.68
390.216.14.1	50	50	10.3	0.1	800	50	10	1	4.83
390.316.14.1	70	75	11.3	0.2	400	50	10		6.55
390.416.14.1	90	90	12.4	0.2	240	30	10		10.40
390.516.14.1	100	110	13.9	0.3	240	30	5		11.20
390.616.14.1	125	125	15.2	0.4	120		10		21.05
390.716.14.1	150	160	16.5	0.4	60		5		31.53

Geberit Silent-PP slip coupling

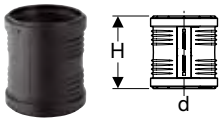

click & scan

Application purposes
- For draining off waste water within buildings
- For repairing damaged Geberit Silent-PP pipes

Characteristics
- Acoustically optimised
- Seal made of EPDM

Technical data

Installation temperature	-10 – +40 °C
Product material	PP-MD
Thermal expansion	0.08 mm/(m·K)

Art. no.	DN	d, ø [mm]	H [cm]	SU4 [pc.]	SU3 [pc.]	SU2 [pc.]	GBP/pc.
390.017.14.1	30	32	9	2000	50	10	**4.59**
390.117.14.1	40	40	9.6	1200	50	10	**4.68**
390.217.14.1	50	50	10.3	800	50	10	**4.83**
390.317.14.1	70	75	11.3	400	50	10	**6.55**
390.417.14.1	90	90	12.4	400	50	10	**10.40**
390.517.14.1	100	110	13.9	240	30	5	**11.20**
390.617.14.1	125	125	15.2	120		10	**21.05**
390.717.14.1	150	160	16.5	60		5	**31.53**

Claw connections

Geberit retaining claw

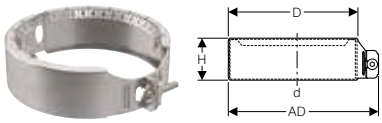

click & scan

Application purposes
- For Geberit Silent-PP
- For rainwater pipes
- For creating lengthways locked push-in connections
- For building drainage

Characteristics
- Can be retrofitted
- Removable

Technical data

Internal pressure max.	2 bar
Product material	CrNi steel 1.4301 (EN 10088)

Art. no.	DN	d, ø [mm]	AD [cm]	D [cm]	H [cm]	SU3 [pc.]	SU2 [pc.]	SU1 [pc.]	GBP/pc.
390.008.14.1	30	32	5.7	4.5	3.3		10	1	**6.62**
390.108.14.1	40	40	6.9	5.7	3.5		10	1	**7.99**
390.203.14.1	50	50	8.2	7	3.8		10	1	**9.24**
390.308.14.1	70	75	10.9	9.6	3.7		10	1	**11.05**
390.408.14.1	90	90	12.6	11.3	4.1		10	1	**12.37**
390.508.14.1	100	110	14.7	13.5	4.1		10	1	**19.86**
390.608.14.1	125	125	16.5	15.2	4.5		10	1	**26.09**
390.708.14.1	150	160	20.6	19.3	5	24	4	1	**34.91**

Adaptors to other product materials

Geberit adaptor sleeve to cast iron

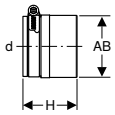

click & scan

Application purposes
- For draining off waste water within buildings

Characteristics
- Acoustically optimised

Technical data

Product material	EPDM

Art. no.	DN	d, ø [mm]	AB [mm]	H [cm]	SU4 [pc.]	SU2 [pc.]	SU1 [pc.]	GBP/pc.
390.295.14.1	40 / 50	58	40–56	6.3		10	1	6.51
390.395.14.1	56 / 70	78	56–75	7.7		10	1	8.50
390.495.14.1	70 / 80 / 90	83	75–90	7.7		20	1	9.67
390.595.14.1	100	110	104–110	9.5		20	1	17.23
390.695.14.1	125	135	125	10.3	360	10	1	25.82

Geberit adaptor sleeve to cast iron

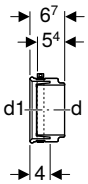

click & scan

Application purposes
- For floor-standing WCs

Technical data

Product material	EPDM

Art. no.	DN	d, ø [mm]	d1, ø [mm]	SU1 [pc.]	GBP/pc.
367.009.16.1	90 / 100	90	110	1	35.38

Geberit adaptor socket to Geberit Silent-db20

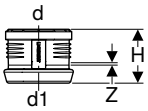

click & scan

Application purposes
- For draining off waste water within buildings
- For transitions from Geberit Silent-PP or Geberit Silent-Pro to Geberit Silent-db20 or to Geberit PE
- For transitions from Geberit Silent-db20 or Geberit PE to Geberit Silent-PP or to Geberit Silent-Pro

Characteristics
- Acoustically optimised
- With lip seal made of EPDM
- Claw ring made of chrome nickel steel

Technical data

Product material	PP-MD
Thermal expansion	0.08 mm/(m·K)

Art. no.	DN	d, ø [mm]	d1, ø [mm]	H [cm]	Z [cm]	SU4 [pc.]	SU3 [pc.]	SU2 [pc.]	SU1 [pc.]	GBP/pc.
390.296.14.1	50 / 56	50	56	8.7	0.3	640	40	10		9.37
390.396.14.1	70 / 70	75	75	9.2	0.3	400	50	10		13.83
390.496.14.1	90 / 90	90	90	9.7	0.3	400	50	10		15.31
390.596.14.1	100 / 100	110	110	10.4	0.3	240	30	5		15.75
390.796.14.1	150 / 150	160	160	13.6	0.4	80		5	1	97.02

- Also for transitions from Geberit Silent-PP to Geberit HDPE

Waste Fittings

Connection bends

Geberit Silent-PP connection bend 90°

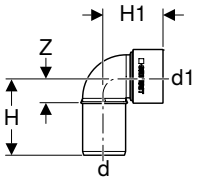

click & scan

Application purposes
- For draining off waste water within buildings

Technical data

Installation temperature	-10 – +40 °C
Product material	PP-MD
Thermal expansion	0.08 mm/(m·K)

Characteristics
- Acoustically optimised

Scope of delivery
- Protective cap

Art. no.	DN	d, ø [mm]	d1, ø [mm]	arc [°]	H [cm]	H1 [cm]	Z [cm]	SU4 [pc.]	SU3 [pc.]	SU2 [pc.]	GBP/pc.
390.083.14.1	30	32	46	90	7.1	5.1	2.6	1200	50	10	**8.14**
390.183.14.1	40	40	46	90	7.4	5.5	2.6	1200	50	10	**5.67**
390.283.14.1	50	50	46	90	8.2	5.7	3.2	800	100	10	**5.67**
390.284.14.1	50	50	58	90	8.3	5.9	3.2	800	100	10	**5.67**

To order additionally
- Sleeve

Accessories
- Geberit sleeve → p. 61
- Geberit sleeve → p. 61

Geberit Silent-PP connection bend 90°, long

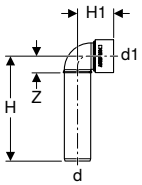

click & scan

Application purposes
- For draining off waste water within buildings

Technical data

Installation temperature	-10 – +40 °C
Product material	PP-MD
Thermal expansion	0.08 mm/(m·K)

Characteristics
- Acoustically optimised

Scope of delivery
- Protective cap

Art. no.	DN	d, ø [mm]	d1, ø [mm]	arc [°]	H [cm]	H1 [cm]	Z [cm]	SU4 [pc.]	SU3 [pc.]	SU2 [pc.]	GBP/pc.
390.186.14.1	40	40	46	90	16	5.5	11.3	800	100	10	**5.96**

To order additionally
- Sleeve

Accessories
- Geberit sleeve → p. 61

Geberit Silent-PP connection bend 90°, extended

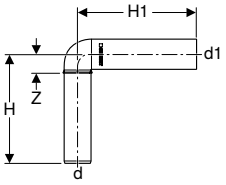

click & scan

Application purposes
- For draining off waste water within buildings

Characteristics
- Acoustically optimised

Technical data

Installation temperature	-10 – +40 °C
Product material	PP-MD
Thermal expansion	0.08 mm/(m·K)

Scope of delivery
- Protective cap

Art. no.	DN	d, ø [mm]	d1, ø [mm]	arc [°]	H [cm]	H1 [cm]	Z [cm]	SU4 [pc.]	SU2 [pc.]	GBP/pc.
390.286.14.1	50	50	46	90	16	20	10.9	240	20	**5.96**
390.287.14.1	50	50	58	90	16	20	10.9		20	**5.96**

Accessories
- Geberit sleeve → p. 61
- Geberit sleeve → p. 61

Geberit Silent-PP double connection bend 90°, extended

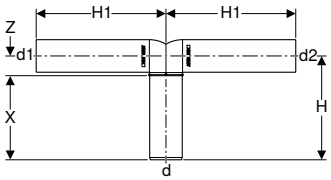

click & scan

Application purposes
- For draining off waste water within buildings

Characteristics
- Acoustically optimised

Technical data

Installation temperature	-10 – +40 °C
Product material	PP-MD
Thermal expansion	0.08 mm/(m·K)

Scope of delivery
- 2 protective caps

Art. no.	DN	d, ø [mm]	d1, ø [mm]	d2, ø [mm]	arc [°]	H [cm]	H1 [cm]	X [cm]	Z [cm]	SU4 [pc.]	SU3 [pc.]	SU2 [pc.]	GBP/pc.
390.289.14.1	50 / 40 / 40	50	46	46	90	16	20	10.9	5.1	160	20	5	**8.70**

Accessories
- Geberit sleeve → p. 61
- Geberit sleeve → p. 61

Geberit Silent-PP connection bend 87.5° for WC

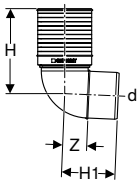

click & scan

Application purposes
- For draining off waste water within buildings
- For connecting floor-standing WC ceramic appliances

Technical data

Installation temperature	-10 – +40 °C
Product material	PP-MD
Thermal expansion	0.08 mm/(m·K)

Characteristics
- Acoustically optimised

Scope of delivery
- Protective cap
- Sleeve made of EPDM

Art. no.	Colour / surface	DN	d, ø [mm]	arc [°]	H [cm]	H1 [cm]	Z [cm]	SU4 [pc.]	SU2 [pc.]	SU1 [pc.]	GBP/pc.
390.493.11.1	white alpine	90	90	87.5	20	12.6	5.8	120	10	1	34.74
390.593.11.1	white alpine	100	110	87.5	19.1	11	4.9	80	10	1	37.79

Straight connectors

Geberit Silent-PP straight connector

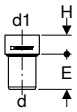

click & scan

Application purposes
- For draining off waste water within buildings

Technical data

Installation temperature	-10 – +40 °C
Product material	PP-MD
Thermal expansion	0.08 mm/(m·K)

Characteristics
- Acoustically optimised

Scope of delivery
- Protective cap

Art. no.	DN	d, ø [mm]	d1, ø [mm]	E [cm]	H [cm]	SU4 [pc.]	SU3 [pc.]	SU2 [pc.]	GBP/pc.
390.080.14.1	30	32	46	4.5	3.5	1200	50	10	8.14
390.180.14.1	40	40	46	4.7	3.2	1920	80	10	5.67
390.281.14.1	50	50	58	5.1	3.2	1200	100	10	5.67

To order additionally
- Sleeve

Accessories
- Geberit sleeve → p. 61

Geberit Silent-PP straight connector for WC

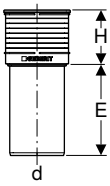

click & scan

Application purposes
- For draining off waste water within buildings
- For connecting floor-standing WC ceramic appliances

Technical data

Installation temperature	-10 – +40 °C
Product material	PP-MD
Thermal expansion	0.08 mm/(m·K)

Characteristics
- Acoustically optimised

Scope of delivery
- Protective cap
- Sleeve made of EPDM

Art. no.	Colour / surface	DN	d, ø [mm]	E [cm]	H [cm]	SU4 [pc.]	SU2 [pc.]	SU1 [pc.]	GBP/pc.
390.592.11.1	white alpine	100	110	18	10.9	80	10	1	35.43

Accessories

Pipe brackets

Geberit Silent-PP adaptor nipple M10 to G 1/2"

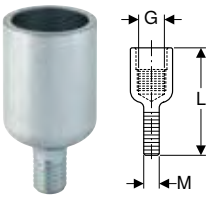

click & scan

Technical data

Product material	Zinc-plated steel

Art. no.	Colour / surface	G [″]	M [mm]	L [cm]	SU3 [pc.]	SU2 [pc.]	GBP/pc.
390.798.26.1	galvanized	1/2	10	5.2	100	20	**11.05**

Geberit Silent-PP Pipe bracket bracket, insulated, with threaded socket M8 / M10

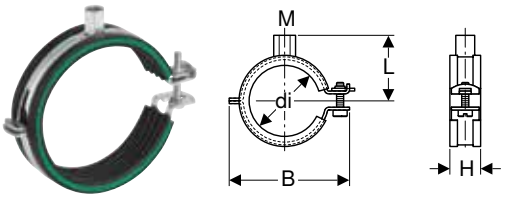

click & scan

Technical data

Product material	Steel

Characteristics

- Quick-lock
- Screw with slotted head and crosshead
- Threaded socket four-times welded
- Sound insulation in accordance with DIN 4109
- Zinc-plated

Art. no.	Colour / surface	DN	M [mm]	di, ø [mm]	L [cm]	B [cm]	H [cm]	SU3 [pc.]	SU2 [pc.]	GBP/pc.
390.099.26.1	galvanized	30	8 / 10	32	4	7.1	2.3	100	25	**2.79**
390.199.26.1	galvanized	40	8 / 10	40	4.2	7.7	2.3	100	25	**2.83**
390.299.26.1	galvanized	50	8 / 10	50	4.8	8.8	2.3	100	25	**2.85**
390.399.26.1	galvanized	70	8 / 10	75	6.2	12.6	2.8	100	25	**5.45**
390.499.26.1	galvanized	90	8 / 10	90	6.8	13.7	2.8	100	25	**5.56**
390.599.26.1	galvanized	100	8 / 10	110	7.7	15.6	2.8	100	25	**5.69**
390.699.26.1	galvanized	125	8 / 10	125	8.9	17.4	2.8	50	10	**9.24**
390.799.26.1	galvanized	150	8 / 10	160	10.6	21.2	2.8	50	10	**11.32**

Sealings

Geberit Silent-PP socket plug

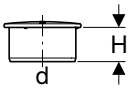

click & scan

Application purposes
- For building drainage
- For draining off waste water within buildings

Characteristics
- Acoustically optimised

Technical data

Installation temperature	-10 – +40 °C
Product material	PP-MD
Thermal expansion	0.08 mm/(m·K)

Art. no.	DN	d, ø [mm]	H [cm]	SU4 [pc.]	SU3 [pc.]	SU2 [pc.]	GBP/pc.
390.128.14.1	40	40	4.1	2000	50	10	3.66
390.228.14.1	50	50	4.7	2000	50	10	4.83
390.328.14.1	70	75	5.4	800	50	10	6.32
390.428.14.1	90	90	6	400	50	10	13.42
390.528.14.1	100	110	6.6	400	50	10	14.20
390.628.14.1	125	125	7.3	400		10	19.03
390.728.14.1	150	160	7.9	120		5	23.59

Seals

Geberit lip seal, EPDM

click & scan

Application purposes
- For Geberit Silent-PP ring seal sockets
- For Geberit Silent-Pro ring seal sockets
- For Geberit HDPE ring seal sockets with lip seal

Technical data

Product material	EPDM

Art. no.	DN	d, ø [mm]	SU3 [pc.]	SU2 [pc.]	GBP/pc.
242.278.00.1	30	32	100	10	1.88
241.785.00.1	40	40	100	10	1.88
241.786.00.1	50	50	100	10	1.88
241.787.00.1	70	75	100	10	3.04
241.790.00.1	90	90	100	10	3.04
241.791.00.1	100	110	100	10	3.04
242.279.00.1	125	125	100	10	1.88
242.280.00.1	150	160	100	10	1.88

Geberit lip seal EPDM, symmetrical

click & scan

Application purposes
- For Geberit Silent-PP expansion sockets and slip coupling
- For Geberit Silent-Pro slip couplings

Technical data

Product material	EPDM

Art. no.	DN	d, ø [mm]	SU3 [pc.]	SU2 [pc.]	GBP/pc.
242.281.00.1	30	32		10	1.88
241.792.00.1	40	40		10	1.88
241.793.00.1	50	50		10	1.88
241.794.00.1	70	75		10	1.88

Art. no.	DN	d, ø [mm]	SU3 [pc.]	SU2 [pc.]	GBP/pc.
241.795.00.1	90	90		10	1.88
241.796.00.1	100	110	100	10	1.88
242.282.00.1	125	125		10	1.88
242.283.00.1	150	160		10	1.88

Geberit Silent-PP sleeve

click & scan

Application purposes

- For Geberit Silent-PP connection bends and straight connectors

Technical data

Product material	EPDM

Art. no.	d, ø [mm]	SU3 [pc.]	SU2 [pc.]	GBP/pc.
241.797.00.1	110	20	5	13.57

Geberit sleeve

click & scan

Application purposes

- For bidets and washbasins

Technical data

Product material	EPDM

Art. no.	d, ø [mm]	d1, ø [mm]	L [cm]	SU4 [pc.]	SU3 [pc.]	SU2 [pc.]	SU1 [pc.]	GBP/pc.
152.796.00.1	40	44	2.3		100	10	1	8.51
152.495.00.1	32	46	2.3		100	10	1	3.14
152.496.00.1	40	46	2.3		100	10	1	4.49
153.566.16.1	50	58	2.3	6400	100	10	1	8.51

Geberit sleeve

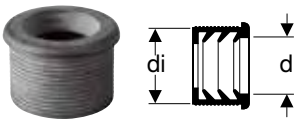

click & scan

Application purposes

- For bidets and washbasins

Technical data

Product material	EPDM

Art. no.	DN	d, ø [mm]	di, ø [mm]	SU3 [pc.]	SU2 [pc.]	SU1 [pc.]	GBP/pc.
152.682.00.1	50	32	44	100	10	1	5.42
152.689.00.1	56	32	50	100	10	1	8.51
152.690.00.1	56	40	50	100	10	1	8.85
152.691.00.1	60	32	57	100	10	1	9.05
152.692.00.1	60	40	57	100	10	1	9.05
152.693.00.1	60	50	57	100	10	1	9.32

Protective caps

Geberit Silent-PP protective cap

click & scan

Application purposes
- For Geberit Silent-PP connection bends and straight connectors

Characteristics
- Yellow

Technical data

Product material	PE-LD

Art. no.	d, ø [mm]	SU3 [pc.]	SU2 [pc.]	GBP/pc.
241.799.00.1	46	30	5	3.04
241.885.00.1	58	20	5	6.29

Geberit Silent-PP protective cap

click & scan

Application purposes
- For Geberit Silent-PP connection bends and straight connectors

Characteristics
- Yellow

Technical data

Product material	PE-LD

Art. no.	d, ø [mm]	SU3 [pc.]	SU2 [pc.]	GBP/pc.
241.798.00.1	110	20	5	6.29

Consumables

Geberit lubricant, 250 ml

click & scan

Application purposes
- For lubricating the seals of push-fit connections
- For building drainage

Art. no.	SU4 [pc.]	SU2 [pc.]	SU1 [pc.]	GBP/pc.
953.761.00.1	780	10	1	5.97

Geberit grease pencil with retractable lead

click & scan

Application purposes
- For marking on Geberit pipes

Characteristics
- Pressure pin with convenient one-hand operation
- Lead retractable for protection after use
- Water-soluble
- Washable from smooth surfaces
- UV-resistant

Art. no.	Colour / surface	SU3 [pc.]	SU1 [pc.]	GBP/pc.
690.102.00.1	yellow	25	1	24.62

Accessories
- Geberit spare leads for grease pencil with retractable lead → p. 66

Geberit spare leads for grease pencil with retractable lead

click & scan

Characteristics
- Water-soluble
- Washable from smooth surfaces
- UV-resistant

Scope of delivery
- Box with 12 spare leads

Art. no.	Colour / surface	SU3 [pc.]	SU1 [pc.]	GBP/pc.
690.103.00.1	yellow	25	1	24.62

Fire Protection, Sound Insulation and Moisture Protection

Fire protection **124**

Fire protection for waste and drainage systems 124

Sound insulation **124**

Insulations for structure-borne sound decoupling 124

Insulations for structure-borne sound decoupling and airborne sound insulation ... 125

Moisture protection **126**

Caulks 126

Fire protection

Fire protection for waste and drainage systems

Geberit fire protection sleeve RS90 Plus EN

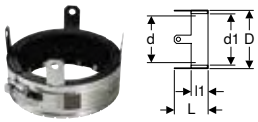

click & scan

Application purposes
- For pipe feed-throughs 0°–90° in wall or ceiling
- For Geberit discharge pipes with pipe dimensions ø 40–200 mm
- For direct installation in ceilings, drywalls or solid walls in new installations
- For later installation in ceilings, drywalls and solid walls
- For protecting against the spread of smoke and fire
- Not suitable for passing other parts or aids through

Technical data

Product material	Stainless steel

Characteristics
- Approval in accordance with EN 13501-2
- According to technical specification ETA-16/0001
- Fire resistance class EI 90-U/U
- Sound-insulating

Scope of delivery
- Concrete screws
- Structure-borne sound insulation
- Adhesive strip
- Information sign

Art. no.	DN	d, ø [mm]	d1, ø [mm]	D [cm]	L [cm]	l1 [cm]	SU2 [pc.]	SU1 [pc.]	GBP/pc.
348.300.00.1	40–56	40–56	63	7.8	8.5	5	10	1	64.58
348.301.00.1	60 / 70	63 / 75	83	10.2	8.5	5	10	1	73.03
348.302.00.1	90	90	98	11.9	8.5	5	10	1	77.46
348.303.00.1	100	110	118	14.5	8.5	5	10	1	81.78
348.304.00.1	125	125 / 135	141	17	10.5	7	10	1	107.12
348.305.00.1	150	160	169	20.6	11.5	8	10	1	139.05
348.306.00.1	200	200	207	27.2	12.5	9		1	160.68

Sound insulation

Insulations for structure-borne sound decoupling

Geberit insulation hose made of PE

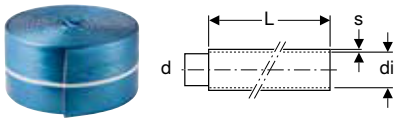

click & scan

Application purposes
- For structure-borne sound insulation of pipes
- For concealed installation

Technical data

Product material	PE-E

Characteristics
- Fire behaviour class E according to EN 13501-1

Art. no.	DN	d, ø [mm]	di, ø [mm]	s [mm]	L [m]	SU4 [m]	SU3 [m]	SU2 [m]	GBP/m
305.921.00.1	56 / 60	56 / 63	74	4	15	300	150	15	1.25
310.921.00.1	100 / 125	110 / 135	145	4	15	240	120	15	1.88

Geberit insulation tape made of PE

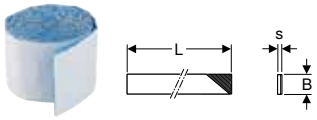

click & scan

Application purposes
- For structure-borne sound insulation of fittings
- For structure-borne sound insulation of pipes
- For concealed installation

Characteristics
- Fire behaviour class E according to EN 13501-1
- Sound-insulating
- Self-adhesive

Technical data

Product material	PE-E

Art. no.	s [mm]	L [m]	B [cm]	SU4 [pc.]	SU3 [pc.]	SU2 [pc.]	SU1 [pc.]	GBP/pc.
300.007.00.2	3	3.6	7	840	140	14	1	7.83

Insulations for structure-borne sound decoupling and airborne sound insulation

Geberit Isol Flex sound insulation mat, precut for pipe

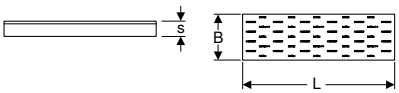

click & scan

Application purposes
- For airborne sound insulation and structure-borne sound decoupling
- Suitable to some extent for use as anticondensation insulation for rainwater pipes

Characteristics
- Self-adhesive
- Sound-insulating
- Precut to fit pipe diameter
- Surface suitable for adhesive tape
- Fire protection class 5.2 in accordance with VKF
- Building material class B2 in accordance with DIN 4102-1
- Fire behaviour class E according to EN 13501-1

Technical data

Installation temperature	-5 – +40 °C
Storage temperature	-20 – +60 °C
Temperature resistance	-20 – +80 °C
Product material	PUR
Thermal conductivity	0.042 W/(m·K)
Water vapour diffusion resistance	32000

Art. no.	DN	d, ø [mm]	s [mm]	L [m]	B [cm]	SU4 [pc.]	SU2 [pc.]	SU1 [pc.]	GBP/pc.
356.010.00.1	56 / 60	56 / 63	17	1.18	32	40	10	1	51.40
356.011.00.1	70	75	17	1.18	36	40	10	1	57.35
356.012.00.1	90	90	17	1.18	41	40	10	1	66.71
356.013.00.1	100	110	17	1.18	48	40	10	1	76.06
356.014.00.1	125	125 / 135	17	1.18	57		5	1	88.35

Geberit Isol Flex sound insulation mat

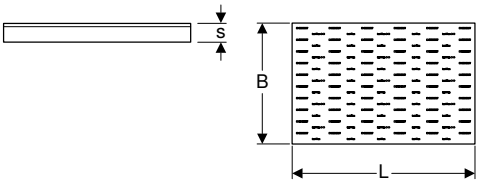

click & scan

Application purposes
- For airborne sound insulation and structure-borne sound decoupling
- Suitable to some extent for use as anticondensation insulation for rainwater pipes

Characteristics
- Sound-insulating
- Surface suitable for adhesive tape
- Fire protection class 5.2 in accordance with VKF
- Building material class B2 in accordance with DIN 4102-1
- Fire behaviour class E according to EN 13501-1

Technical data

Installation temperature	-5 – +40 °C
Storage temperature	-20 – +60 °C
Temperature resistance	-20 – +80 °C
Product material	PUR
Thermal conductivity	0.042 W/(m·K)
Water vapour diffusion resistance	32000

Art. no.	s [mm]	L [m]	B [cm]	SU4 [pc.]	SU2 [pc.]	GBP/pc.
356.015.00.1	17	1.18	78	38	2	106.18

Geberit Isol Flex sound insulation mat, self-adhesive

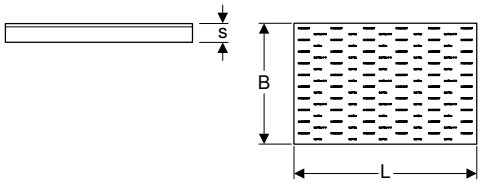

click & scan

Application purposes

- For airborne sound insulation and structure-borne sound decoupling
- Suitable to some extent for use as anticondensation insulation for rainwater pipes

Technical data

Installation temperature	-5 – +40 °C
Storage temperature	-20 – +60 °C
Temperature resistance	-20 – +80 °C
Product material	PUR
Thermal conductivity	0.042 W/(m·K)
Water vapour diffusion resistance	32000

Characteristics

- Self-adhesive
- Sound-insulating
- Surface suitable for adhesive tape
- Fire protection class 5.2 in accordance with VKF
- Building material class B2 in accordance with DIN 4102-1
- Fire behaviour class E according to EN 13501-1

Art. no.	s [mm]	L [m]	B [cm]	SU4 [pc.]	SU2 [pc.]	GBP/pc.
356.016.00.1	17	1.18	78	38	2	**121.91**

Moisture protection

Caulks

Geberit moisture sealing with contact foil Resistit®



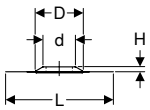

click & scan

Application purposes

- For sealing pipe feed-throughs in walls, ceilings and floors
- For Geberit HDPE
- For Geberit Silent-db20
- For Geberit Silent-PP
- For bonded connections
- For hot bitumen and sealing paint
- For water levels up to 1 m
- For protecting against moisture
- For connecting elastic bituminous seals (e.g. SBS bitumen)
- Not suitable for connection of plastic caulk on bitumen base (e.g. APP sheets)
- Not suitable for processing with an open flame

Characteristics

- With seal made of EPDM
- Can be thermally processed with hot air

Art. no.	DN	Sealing of connection	d, ø [mm]	D [cm]	L [cm]	B [cm]	H [cm]	SU4 [pc.]	SU2 [pc.]	SU1 [pc.]	GBP/pc.
361.673.00.1	50	EPDM (Resistit® Perfekt E)	50	13.5	50	50	2.5			1	**95.55**
363.673.00.1	56	EPDM (Resistit® Perfekt E)	56	13.5	50	50	2.5			1	**106.81**
365.673.00.1	70	EPDM (Resistit® Perfekt E)	75	19.5	50	50	2.5			1	**109.62**
367.673.00.1	100	EPDM (Resistit® Perfekt E)	110	19.5	50	50	2.5	240	5	1	**93.89**
368.673.00.1	125	EPDM (Resistit® Perfekt E)	125	21	50	50	2.5			1	**129.28**

Geberit moisture sealing with contact foil Sarnafil® PVC

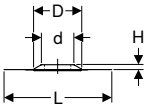

click & scan

Application purposes
- For sealing pipe feed-throughs in walls, ceilings and floors
- For Geberit HDPE
- For Geberit Silent-db20
- For Geberit Silent-PP
- For welding with PVC foil
- For adhesive and welded connections
- For water levels up to 1 m
- For protecting against moisture

Characteristics
- With seal made of EPDM

Art. no.	DN	Sealing of connection	d, ø [mm]	D [cm]	L [cm]	B [cm]	H [cm]	SU1 [pc.]	GBP/pc.
363.674.00.1	56	PVC (Sarnafil G 410–18)	56	13.5	48	48	2.5	1	**84.60**
367.674.00.1	100	PVC (Sarnafil G 410–18)	110	19.5	48	48	2.5	1	**85.72**

GEBERIT
GRB 90
BON-AIR
TYPE M - EN 12380

Air Admittance Valves for Drainage

Air admittance valves 130

Energy retaining valves..... 131

Air admittance valves

Geberit air admittance valve GRB50, for drainage systems

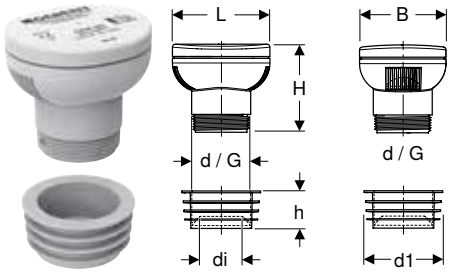

click & scan

Application purposes
- For ventilating discharge pipes
- For discharge pipes with pipe dimensions ø 32–63 mm
- For building drainage
- For gravity drainage systems

Characteristics
- Antivacuum valve in accordance with EN 12380, Type A I

Scope of delivery
- Sleeve

Technical data

Operating temperature	-20 – +60 °C
Air-flow rate (atmospheric air) at -250 Pa	7.2 l/s
Product material	ABS

Art. no.	Colour / surface	DN	d, ø [mm]	G [“]	d1, ø [mm]	di, ø [mm]	L [cm]	B [cm]	H [cm]	h [cm]	SU3 [pc.]	SU2 [pc.]	SU1 [pc.]	GBP/pc.
359.900.00.1	white	50	50	1 1/2	63	32 / 40	8.3	7.4	7.3	3.2	50	10	1	79.51

Air admittance valve GRB90, for Geberit HDPE

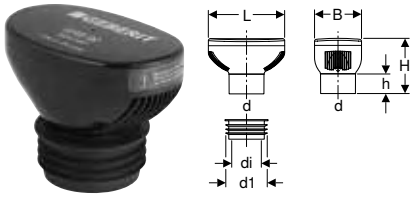

click & scan

Application purposes
- For ventilating discharge pipes
- For building drainage
- For gravity drainage systems
- For discharge pipes with pipe dimensions ø 75 mm, ø 90 mm and ø 110 mm

Characteristics
- Thermal insulation integrated in housing
- Antivacuum valve in accordance with EN 12380, Type A I

Scope of delivery
- Sleeve

Technical data

Operating temperature	-20 – +60 °C
Air-flow rate (atmospheric air) at -250 Pa	32 l/s
Product material	ABS

Art. no.	Colour / surface	DN	d, ø [mm]	d1, ø [mm]	di, ø [mm]	L [cm]	B [cm]	H [cm]	h [cm]	SU4 [pc.]	SU2 [pc.]	SU1 [pc.]	GBP/pc.
310.006.00.1	black	90	90	103.5	75	19.5	12	14.1	5	140	4	1	40.46

Air admittance valve GRB90, for Geberit Silent-db20

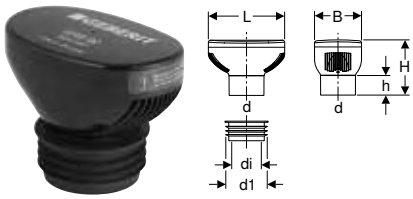

click & scan

Application purposes
- For ventilating discharge pipes
- For building drainage
- For gravity drainage systems
- For discharge pipes with pipe dimensions ø 75 mm, ø 90 mm and ø 110 mm

Characteristics
- Thermal insulation integrated in housing
- Antivacuum valve in accordance with EN 12380, Type A I

Technical data

Operating temperature	-20 – +60 °C
Air-flow rate (atmospheric air) at -250 Pa	32 l/s
Product material	ABS

Scope of delivery
- Sleeve

Art. no.	Colour / surface	DN	d, ø [mm]	d1, ø [mm]	di, ø [mm]	L [cm]	B [cm]	H [cm]	h [cm]	SU4 [pc.]	SU2 [pc.]	SU1 [pc.]	GBP/pc.
310.007.00.1	black	90	90	99.5	75	19.5	12	14.1	5	140	4	1	**38.36**

Air admittance valve GRB90, for Geberit Silent-PP and Geberit Silent-Pro

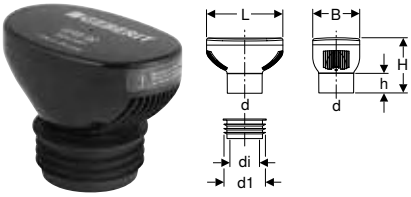

click & scan

Application purposes
- For ventilating discharge pipes
- For building drainage
- For gravity drainage systems
- For pipes and fittings ø 75–110 mm

Characteristics
- Thermal insulation integrated in housing
- Antivacuum valve in accordance with EN 12380, Type A I

Scope of delivery
- Sleeve

Technical data

Operating temperature	-20 – +60 °C
Air-flow rate (atmospheric air) at -250 Pa	32 l/s
Product material	ABS

Art. no.	Colour / surface	DN	d, ø [mm]	d1, ø [mm]	di, ø [mm]	L [cm]	B [cm]	H [cm]	h [cm]	SU4 [pc.]	SU2 [pc.]	SU1 [pc.]	GBP/pc.
307.006.00.1	black	90	90	106	75	19.5	12	14.1	5	140	4	1	**38.36**

Energy retaining valves

Geberit energy retaining valve ERV

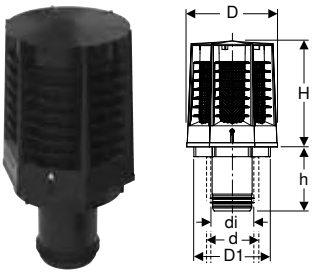

click & scan

Application purposes
- For ventilating discharge pipes
- For venting discharge pipes
- For gravity drainage systems
- Suitable for all Geberit drainage systems
- For plugging in ventilation pipes of stacks ø 110 mm
- For use outside the building

Characteristics
- Negative pressure compensation
- Overpressure compensation
- UV-resistant
- Heat retention in ventilation pipes of stacks
- Odour-stopping

Scope of delivery
- Sleeve

Technical data

Operating temperature	-20 – +60 °C
Product material	PP-C

Art. no.	Colour / surface	DN	d, ø [mm]	di, ø [mm]	D [cm]	H [cm]	h [cm]	SU4 [pc.]	SU1 [pc.]	GBP/pc.
359.969.00.1	black	100	110	98–103	21.5	25.1	15.2	35	1	**408.55**

Geberit Pluvia Roof Drainage Systems

Preliminary remarks **135**

Assortment overview – Geberit Pluvia roof drainage 136

Roof outlets **137**

Roof outlets up to 12 l/s 137
Roof outlets up to 25 l/s 140

Roof outlets for gutters **141**

Roof outlets up to 12 l/s 141
Roof outlets up to 25 l/s 142

Vapour barrier elements **143**

For roof outlets up to 12 l/s 143
For roof outlets up to 25 l/s 143

Emergency overflows **144**

For roof outlets up to 12 l/s 144
For roof outlets up to 25 l/s 144

Fastenings **144**

Fastening system d40–200 144
Fastening system d250–315 147

Accessories **149**

For roof outlets 149
For fastenings 153

Preliminary remarks

Introduction to Geberit Pluvia

Geberit Pluvia is the leading siphonic roof drainage system used for over 40 years around the world. Architects, consultants and contractors have chosen the system for some of the most prestigious and ground breaking designs due to the freedom and flexibility it provides.

Siphonic roof systems are widely used in the industrial and commercial sector for almost any type of roof.

Benefits of Geberit Pluvia

New architectural flexibility in building and use
There is no slope on the pipework, meaning less space is taken up in the roof giving more flexibility to architects

Less underground pipe work
There are fewer down pipes when using syphonic systems, ensuring ground works are kept to a minimum

Fewer pipes and fittings
With fewer down pipes and underground work, less material is needed

Reduced pipe dimensions
Siphonic systems at full bore, meaning smaller pipe dimensions are required

Less space required
With smaller pipes, less fittings and no slope on the pipework, this creates more space within a building

Self cleaning action
Geberit Pluvia drains at high velocity, meaning the pipework is self-cleaning

Simple and speedy fastening system
Rail and tension wedge system ensures the simplest of installations

Experienced
More than 60 years of practical experience in drainage technology

Always consider

Geberit Pluvia systems are designed using in-house design software from Geberit, ProPlanner. This is used by the Geberit technical department and our Approved Installers to ensure that Geberit Pluvia is designed correctly for your project.

For feasibility designs, you can send your roof plan and elevation drawings to our technical department. For a full tender and quotation, please speak to one of our Approved Installers (details available from our technical department).

Use the correct tooling

There are two main connection methods, butt-welding and electrowelding.

Butt-welding:
- Great for prefabrication on or off site
- Media machine up to 160mm
- Universal machine up to 315mm

Electrowelding:
- Great for on site installations
- Use AW 315G (from Advanced Welding) 110v for up to 315mm

If you require any technical assistance, please contact the technical department on 01926 516800, or email technical@geberit.co.uk.

Assortment overview – Geberit Pluvia roof drainage

Geberit Great Britain, Version: December 2024

				Maximum discharge rate						
				9 l/s	12 l/s	19 l/s	25 l/s	45 l/s	60 l/s	100 l/s
Installation	Water-bearing layer	Connection type								
Flat roof	Bitumen	Contact sheet	359.108.00.1 Geberit Pluvia roof outlet with contact sheet		✓					
Flat roof			359.099.00.1 Geberit Pluvia roof outlet with contact sheet				✓			
Flat roof		Contact sheet and flange	359.109.00.1 Geberit Pluvia roof outlet with contact sheet and fastening flange 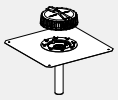		✓					
Flat roof	Roof foil	Flange	359.117.00.1 Geberit Pluvia roof outlet with fastening flange, for roof foils	✓						
Flat roof			359.105.00.1 Geberit Pluvia roof outlet with fastening flange, for roof foils		✓					
Flat roof			359.098.00.1 Geberit Pluvia roof outlet with fastening flange, for roof foils				✓			
Flat roof	Roof foil or bitumen	Contact foil	359.118.00.1 Geberit Pluvia roof outlet	✓						
Flat roof			359.107.00.1 Geberit Pluvia roof outlet 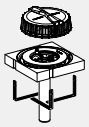		✓					
Gutter		Contact sheet	359.111.00.1 Geberit Pluvia roof outlet with contact sheet for gutters		✓					
Gutter			359.100.00.1 Geberit Pluvia roof outlet with contact sheet for gutters				✓			
Gutter		Flange	359.112.00.1 Geberit Pluvia roof outlet with flange, for gutters		✓					
Gutter			359.007.00.1 Geberit Pluvia roof outlet with flange, for gutters				✓			

✓ Compatible

Roof outlets

Roof outlets up to 12 l/s

Geberit Pluvia roof outlet with fastening flange, for roof foils

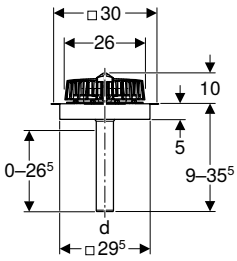

click & scan

Application purposes
- For collecting and draining off rainwater from roofs
- For roof foils without fleece lamination
- For syphonic roof drainage systems
- For connecting to roof foils with thicknesses ≤ 4 mm

Technical data

Head of water max.	40 mm

Characteristics
- Vertical outlet
- Straight connector can be reduced directly or extended
- Straight connector made of PE-HD, can be shortened
- Maintenance-free clamping flange joint

Scope of delivery
- Outlet grating with function disc
- Base unit with contact sheet made of CrNi steel 1.4301
- Flange gasket made of EPDM
- Anticondensation insulation
- Fastening flange with prevailing torque nuts

Art. no.	DN	Sealing of connection	d, ø [mm]	Discharge rate [l/s]	SU4 [pc.]	SU1 [pc.]	GBP/pc.
359.105.00.1	56	CrNi steel 1.4301	56	1–12	24	1	286.37

Geberit Pluvia roof outlet

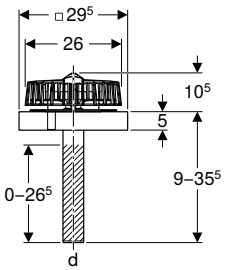

click & scan

Application purposes
- For collecting and draining off rainwater from roofs
- For syphonic roof drainage systems

Technical data

Head of water max.	40 mm

Characteristics
- Vertical outlet
- Straight connector can be reduced directly or extended
- Straight connector made of PE-HD, can be shortened

Scope of delivery
- Outlet grating with function disc
- Outlet disc
- Base unit
- Anticondensation insulation
- Protection box cover
- Fastening material

Art. no.	DN	d, ø [mm]	Discharge rate [l/s]	SU4 [pc.]	SU1 [pc.]	GBP/pc.
359.107.00.1	56	56	1–12	24	1	128.31

Accessories
- Geberit Pluvia contact foil for roof foils → p. 149
- Geberit Pluvia installation sheet → p. 150
- Geberit Pluvia contact sheet, universal → p. 150

Geberit Pluvia roof outlet with fastening flange, for roof foils



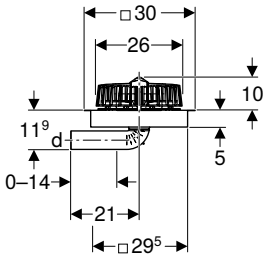

click & scan

Application purposes
- For collecting and draining off rainwater from roofs
- For renovated roofs
- For roof foils without fleece lamination
- For syphonic roof drainage systems
- For connecting to roof foils with thicknesses ≤ 4 mm
- For horizontal pipe connections

Technical data

Head of water max.	40 mm

Characteristics
- Horizontal outlet
- Straight connector can be reduced directly or extended
- Straight connector made of PE-HD, can be shortened
- Maintenance-free clamping flange joint
- Low installation height

Scope of delivery
- Outlet grating with function disc
- Base unit with contact sheet made of CrNi steel 1.4301
- Flange gasket made of EPDM
- Fastening flange with prevailing torque nuts
- Anticondensation insulation

Art. no.	DN	Sealing of connection	d, ø [mm]	Discharge rate [l/s]	SU4 [pc.]	SU1 [pc.]	GBP/pc.
359.117.00.1	56	CrNi steel 1.4301	56	1–9	24	1	310.60

Geberit Pluvia roof outlet

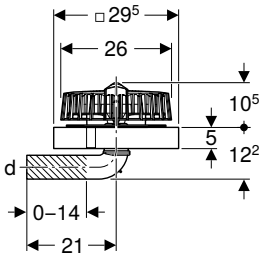

click & scan

Application purposes
- For collecting and draining off rainwater from roofs
- For renovated roofs
- For syphonic roof drainage systems
- For horizontal pipe connections

Technical data

Head of water max.	40 mm

Characteristics
- Horizontal outlet
- Straight connector can be reduced directly or extended
- Straight connector made of PE-HD, can be shortened
- Low installation height

Scope of delivery
- Outlet grating with function disc
- Outlet disc
- Base unit
- Anticondensation insulation
- Protection box cover
- Fastening material

Art. no.	DN	d, ø [mm]	Discharge rate [l/s]	SU4 [pc.]	SU1 [pc.]	GBP/pc.
359.118.00.1	56	56	1–9	24	1	143.93

Accessories
- Geberit Pluvia contact foil for roof foils → p. 149
- Geberit Pluvia contact sheet, universal → p. 150

Geberit Pluvia roof outlet with contact sheet



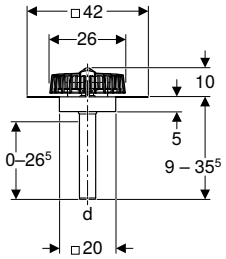

click & scan

Application purposes
- For collecting and draining off rainwater from roofs
- For syphonic roof drainage systems
- For connecting bituminous roof sealings

Technical data

Head of water max.	40 mm

Characteristics
- Vertical outlet
- Straight connector can be reduced directly or extended
- Straight connector made of PE-HD, can be shortened

Scope of delivery
- Outlet grating with function disc
- Base unit with contact sheet made of CrNi steel 1.4301
- Anticondensation insulation
- Protection box cover

Art. no.	DN	Sealing of connection	d, ø [mm]	Discharge rate [l/s]	SU4 [pc.]	SU1 [pc.]	GBP/pc.
359.108.00.1	56	CrNi steel 1.4301	56	1–12	8	1	215.17

Geberit Pluvia roof outlet with contact sheet and fastening flange



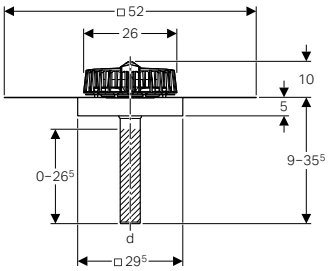

click & scan

Application purposes
- For collecting and draining off rainwater from roofs
- For syphonic roof drainage systems
- For connecting bituminous roof sealings

Technical data

Head of water max.	40 mm

Characteristics
- Vertical outlet
- Straight connector can be reduced directly or extended
- Straight connector made of PE-HD, can be shortened

Scope of delivery
- Outlet grating with function disc
- Base unit with contact sheet made of CrNi steel 1.4301
- Fastening flange
- Anticondensation insulation
- 8 wing nuts made of CrNi steel
- Protection box cover

Art. no.	DN	Sealing of connection	d, ø [mm]	Discharge rate [l/s]	SU4 [pc.]	SU1 [pc.]	GBP/pc.
359.109.00.1	56	CrNi steel 1.4301	56	1–12	8	1	276.91

Roof outlets up to 25 l/s

Geberit Pluvia roof outlet with fastening flange, for roof foils



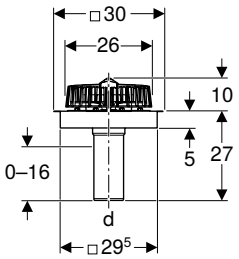

click & scan

Application purposes
- For collecting and draining off rainwater from roofs
- For roof foils without fleece lamination
- For syphonic roof drainage systems
- For connecting to roof foils with thicknesses ≤ 4 mm

Technical data

Head of water max.	50 mm

Characteristics
- Vertical outlet
- Straight connector can be reduced directly or extended
- Straight connector made of PE-HD, can be shortened
- Maintenance-free clamping flange joint

Scope of delivery
- Outlet grating with function disc
- Base unit with contact sheet made of CrNi steel 1.4301
- Flange gasket made of EPDM
- Fastening flange with prevailing torque nuts
- Anticondensation insulation

Art. no.	DN	Sealing of connection	d, ø [mm]	Discharge rate [l/s]	SU4 [pc.]	SU1 [pc.]	GBP/pc.
359.098.00.1	90	CrNi steel 1.4301	90	1–25	24	1	415.50

Geberit Pluvia roof outlet with contact sheet

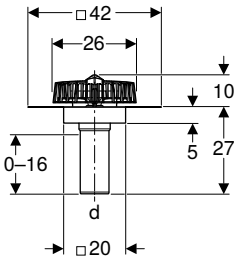

click & scan

Application purposes
- For collecting and draining off rainwater from roofs
- For syphonic roof drainage systems
- For connecting bituminous roof sealings

Technical data

Head of water max.	50 mm

Characteristics
- Vertical outlet
- Straight connector can be reduced directly or extended
- Straight connector made of PE-HD, can be shortened

Scope of delivery
- Outlet grating with function disc
- Base unit with contact sheet made of CrNi steel 1.4301
- Protection box cover
- Anticondensation insulation

Art. no.	DN	Sealing of connection	d, ø [mm]	Discharge rate [l/s]	SU4 [pc.]	SU1 [pc.]	GBP/pc.
359.099.00.1	90	CrNi steel 1.4301	90	1–25	12	1	373.38

Roof outlets for gutters

Roof outlets up to 12 l/s

Geberit Pluvia roof outlet with contact sheet for gutters

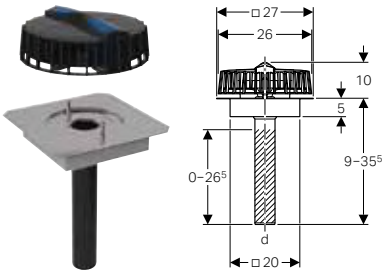

click & scan

Application purposes
- For collecting and draining off rainwater from roofs
- For gutters with a minimum width of 30 cm
- For connecting metallic product materials
- For syphonic roof drainage systems

Technical data

Head of water max.	40 mm

Characteristics
- Vertical outlet
- Straight connector can be reduced directly or extended
- Straight connector made of PE-HD, can be shortened

Scope of delivery
- Outlet grating with function disc
- Base unit with contact sheet made of CrNi steel 1.4301
- Anticondensation insulation

Art. no.	DN	Sealing of connection	d, ø [mm]	Discharge rate [l/s]	SU4 [pc.]	SU1 [pc.]	GBP/pc.
359.111.00.1	56	CrNi steel 1.4301	56	1–12	24	1	359.36

Geberit Pluvia roof outlet with flange, for gutters

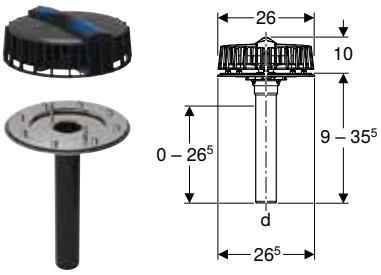

click & scan

Application purposes
- For collecting and draining off rainwater from roofs
- For syphonic roof drainage systems
- For gutters with a minimum width of 30 cm
- For connecting metallic product materials with thicknesses ≤ 4 mm

Technical data

Head of water max.	40 mm

Characteristics
- Vertical outlet
- Straight connector can be reduced directly or extended
- Straight connector made of PE-HD, can be shortened
- Maintenance-free clamping flange joint

Scope of delivery
- Outlet grating with function disc
- Base unit made of CrNi steel 1.4301
- Flange gasket made of EPDM
- Fastening flange with prevailing torque nuts

Art. no.	DN	Sealing of connection	d, ø [mm]	Discharge rate [l/s]	SU4 [pc.]	SU1 [pc.]	GBP/pc.
359.112.00.1	56	CrNi steel 1.4301	56	1–12	24	1	277.74

Roof outlets up to 25 l/s

Geberit Pluvia roof outlet with contact sheet for gutters

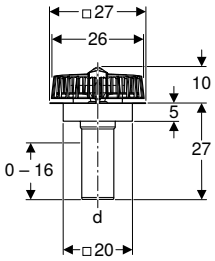

click & scan

Application purposes
- For collecting and draining off rainwater from roofs
- For gutters with a minimum width of 30 cm
- For connecting metallic product materials
- For syphonic roof drainage systems

Technical data

Head of water max.	50 mm

Characteristics
- Vertical outlet
- Straight connector can be reduced directly or extended
- Straight connector made of PE-HD, can be shortened

Scope of delivery
- Outlet grating with function disc
- Base unit with contact sheet made of CrNi steel 1.4301
- Anticondensation insulation

Art. no.	DN	Sealing of connection	d, ø [mm]	Discharge rate [l/s]	SU4 [pc.]	SU1 [pc.]	GBP/pc.
359.100.00.1	90	CrNi steel 1.4301	90	1–25	24	1	332.06

Geberit Pluvia roof outlet with flange, for gutters

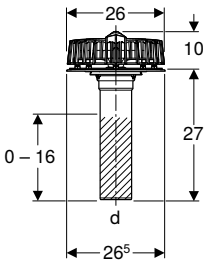

click & scan

Application purposes
- For collecting and draining off rainwater from roofs
- For syphonic roof drainage systems
- For gutters with a minimum width of 30 cm
- For connecting metallic product materials with thicknesses ≤ 4 mm

Technical data

Head of water max.	50 mm

Characteristics
- Vertical outlet
- Straight connector can be reduced directly or extended
- Straight connector made of PE-HD, can be shortened
- Maintenance-free clamping flange joint

Scope of delivery
- Outlet grating with function disc
- Base unit made of CrNi steel 1.4301
- Flange gasket made of EPDM
- Fastening flange with prevailing torque nuts

Art. no.	DN	Sealing of connection	d, ø [mm]	Discharge rate [l/s]	SU1 [pc.]	GBP/pc.
359.007.00.1	90	CrNi steel 1.4301	90	1–25	1	440.66

Vapour barrier elements

For roof outlets up to 12 l/s

Geberit Pluvia vapour barrier connection

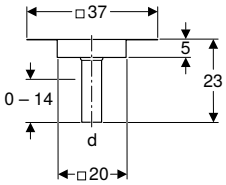

click & scan

Application purposes
- For syphonic roof drainage systems
- For connecting vapour barriers made of plastic or bitumen
- For Geberit Pluvia roof outlets with discharge rate of 12 l/s
- For insulated roofs with vapour barrier

Scope of delivery
- Anticondensation insulation
- Protection box cover

Characteristics
- Vertical outlet
- Straight connector can be reduced directly or extended
- Straight connector made of PE-HD, can be shortened

Art. no.	DN	Sealing of connection	d, ø [mm]	SU4 [pc.]	SU1 [pc.]	GBP/pc.
359.113.00.1	56	CrNi steel 1.4301	56	24	1	138.70

Accessories
- Geberit Pluvia installation sheet → p. 150

For roof outlets up to 25 l/s

Geberit Pluvia vapour barrier connection

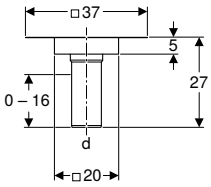

click & scan

Application purposes
- For Geberit Pluvia roof outlets with discharge rate of 25 l/s
- For syphonic roof drainage systems
- For conventional roof drainage systems
- For connecting vapour barriers made of plastic or bitumen
- For insulated roofs with vapour barrier

Scope of delivery
- Protection box cover
- Anticondensation insulation

Characteristics
- Vertical outlet
- Straight connector can be reduced directly or extended
- Straight connector made of PE-HD, can be shortened

Art. no.	DN	Sealing of connection	d, ø [mm]	SU4 [pc.]	SU1 [pc.]	GBP/pc.
359.102.00.1	90	CrNi steel 1.4301	90	12	1	191.20

Accessories
- Geberit Pluvia installation sheet → p. 150

Emergency overflows

For roof outlets up to 12 l/s

Geberit Pluvia emergency overflow

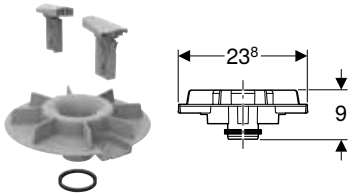

click & scan

Application purposes
- For Geberit Pluvia roof outlets with discharge rate of 9 l/s and 12 l/s
- Not suitable for Geberit Pluvia roof outlets with outlet grating made of aluminium cast

Scope of delivery
- Overflow section made of PP
- 2 grey rotating lock bars
- Lip seal made of EPDM

Technical data

Head of water at 12 l/s max.	80 mm
Overflow height	55 mm

Art. no.	SU4 [pc.]	SU1 [pc.]	GBP/pc.
359.114.00.1	72	1	122.97

For roof outlets up to 25 l/s

Geberit Pluvia emergency overflow

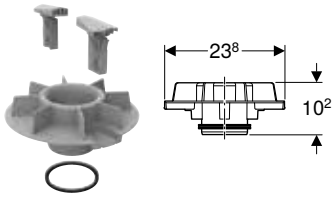

click & scan

Application purposes
- For Geberit Pluvia roof outlets with discharge rate of 25 l/s
- Not suitable for Geberit Pluvia roof outlets with outlet grating, grating aperture 8 x 2 cm

Scope of delivery
- Overflow section made of PP
- 2 grey rotating lock bars
- Lip seal made of EPDM

Technical data

Head of water at 25 l/s max.	95 mm
Overflow height	65 mm

Art. no.	SU4 [pc.]	SU1 [pc.]	GBP/pc.
359.101.00.1	72	1	130.21

Fastenings

Fastening system d40–200

Geberit Pluvia support rail

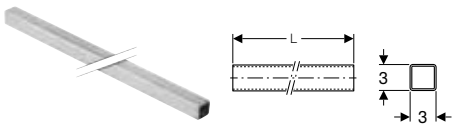

click & scan

Application purposes
- For Geberit Pluvia pipe brackets
- For fastening pipes to ceilings

Characteristics
- Zinc-plated

Technical data

Product material	Steel

Art. no.	Colour / surface	L [m]	B [cm]	H [cm]	SU4 [m]	SU2 [m]	GBP/m
362.863.26.1	galvanized	5	3	3	500	5	10.26

Geberit Pluvia support rail connection element

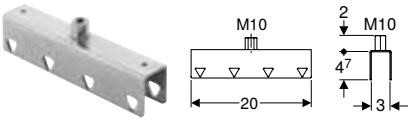

click & scan

Application purposes
- For connecting Geberit support rails with square profile
- For fastening pipes to ceilings
- For fastening vertical pipes to walls

Characteristics
- With long thread coupling welded on
- Zinc-plated

Technical data

Product material	Steel

Art. no.	Colour / surface	L [cm]	SU4 [pc.]	SU2 [pc.]	SU1 [pc.]	GBP/pc.
362.864.26.1	galvanized	20	1300	10	1	9.25

Geberit Pluvia suspension element

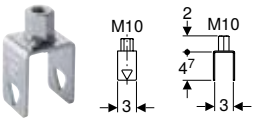

click & scan

Application purposes
- For fastening Geberit Pluvia support rails with square profile
- For fastening pipes to ceilings
- For fastening vertical pipes to walls

Characteristics
- With long thread coupling welded on
- Zinc-plated

Technical data

Product material	Steel

Art. no.	Colour / surface	L [cm]	SU4 [pc.]	SU3 [pc.]	SU2 [pc.]	SU1 [pc.]	GBP/pc.
362.862.26.1	galvanized	6.7	2100	100	10	1	3.07

Geberit Pluvia tension wedge

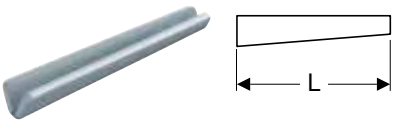

click & scan

Application purposes
- For fastening Geberit Pluvia pipe brackets, Pluvia support rail suspension elements and Pluvia connection elements to Pluvia support rails with square profile

Characteristics
- Zinc-plated

Technical data

Product material	Steel

Art. no.	Colour / surface	L [cm]	SU2 [pc.]	SU1 [pc.]	GBP/pc.
362.865.26.1	galvanized	9	100	1	1.52

Geberit Pluvia pipe bracket

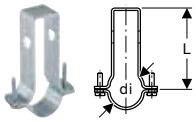

click & scan

Application purposes
- For anchor-point fastening of pipes in combination with electrofusion couplings
- For sliding bracket fastening of pipes
- For fastening with tension wedges
- For fastening to Geberit Pluvia support rails with square profile

Characteristics
- Zinc-plated

Technical data

Product material	Steel

Art. no.	Colour / surface	DN	di, ø [mm]	L [cm]	SU2 [pc.]	SU1 [pc.]	GBP/pc.
360.861.00.1	galvanized	40	40	10.6	10	1	5.31

Geberit Pluvia pipe bracket, adjustable

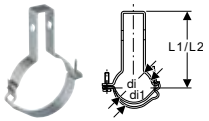

click & scan

Application purposes
- For anchor-point fastening of pipes in combination with electrofusion tapes
- For anchor-point fastening of pipes in combination with electrofusion couplings
- For sliding bracket fastening of pipes
- For fastening with tension wedges
- For fastening to Geberit Pluvia support rails with square profile

Characteristics
- Zinc-plated

Technical data

Product material	Steel

Art. no.	Colour / surface	DN	di, ø [mm]	di1, ø [mm]	L1 [cm]	L2 [cm]	SU4 [pc.]	SU2 [pc.]	SU1 [pc.]	GBP/pc.
361.861.00.1	galvanized	50	50	58	11.3	11.7		10	1	6.51
363.861.00.1	galvanized	56	56	64	11.7	12.1	1000	10	1	7.24
364.861.00.1	galvanized	60	63	71	12.1	12.5	1400	10	1	7.51
365.861.00.1	galvanized	70	75	83	12.8	13.2	640	10	1	7.68
366.861.00.1	galvanized	90	90	98	13.6	14	640	10	1	7.87
367.861.00.1	galvanized	100	110	118	14.7	15.1	640	10	1	8.35
368.861.00.1	galvanized	125	125	133	15.5	15.9	400	10	1	8.79
369.861.00.1	galvanized	150	160	168	17.3	17.7	400	10	1	9.48

Geberit Pluvia pipe bracket, adjustable, with securing clamp

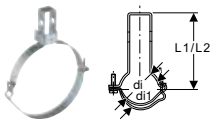

click & scan

Application purposes
- For anchor-point fastening of pipes in combination with electrofusion tapes
- For anchor-point fastening of pipes in combination with electrofusion couplings
- For sliding bracket fastening of pipes
- For fastening with tension wedges
- For fastening to Geberit Pluvia support rails with square profile

Technical data

Product material	Steel

Characteristics
- Zinc-plated

Scope of delivery
- Securing clamp

Art. no.	Colour / surface	DN	di, ø [mm]	di1, ø [mm]	L1 [cm]	L2 [cm]	SU4 [pc.]	SU2 [pc.]	SU1 [pc.]	GBP/pc.
370.861.26.1	galvanized	200	200	208	19.4	19.8	180	10	1	21.82

Geberit electrofusion tape for anchor point

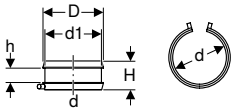

click & scan

Application purposes
- For building drainage
- For anchor-point fastening of pipes in connection with pipe brackets

Characteristics
- One-piece
- Can be welded with Geberit electrofusion tools

Technical data

Product material	PE-HD

Art. no.	DN	d, ø [mm]	d1, ø [mm]	D [cm]	H [cm]	h [cm]	SU4 [pc.]	SU3 [pc.]	SU2 [pc.]	SU1 [pc.]	GBP/pc.
361.776.16.1	50	50	58	6.6	6	3	1800	40	10	1	14.82
363.776.16.1	56	56	64	7.2	6	3	1800	40	10	1	14.82
364.776.16.1	60	63	71	7.9	6	3	1620	60	15	1	14.82
365.776.16.1	70	75	83	9.1	6	3	1080	40	10	1	15.73
366.776.16.1	90	90	98	10.6	6	3	864	32	8	1	19.52
367.776.16.1	100	110	118	12.6	6	3	648	36	12	1	19.73
368.776.16.1	125	125	133	14.1	6	3	432	24	8	1	26.16
369.776.16.1	150	160	168	17.6	6	3	288	24	8	1	29.76
370.776.16.1	200	200	208	21.6	6	3	700	10		1	37.38

Fastening system d250–315

Geberit Pluvia support rail

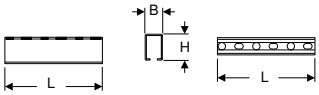

click & scan

Application purposes
- For fastening pipe brackets with threaded fastening
- For fastening pipes to ceilings

Characteristics
- C-profile
- Zinc-plated

Technical data

Product material	Steel

Art. no.	L [m]	B [cm]	H [cm]	SU4 [m]	SU2 [m]	GBP/m
363.863.00.1	5	4	6	200	5	59.42

Geberit Pluvia connection element

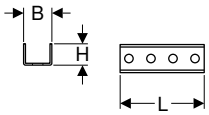

click & scan

Application purposes
- For connecting Geberit support rails with C-profile

Characteristics
- Zinc-plated

Technical data

Product material	Steel

Art. no.	L [cm]	B [cm]	H [cm]	SU4 [pc.]	SU2 [pc.]	SU1 [pc.]	GBP/pc.
363.864.00.1	18.4	5.8	4.8	270	5	1	55.33

Geberit Pluvia suspension element

click & scan

Application purposes
- For fastening pipes to ceilings and walls
- For fastening Geberit support rails with C-profile and Geberit threaded rods M10

Technical data

Product material	Steel

Characteristics
- Zinc-plated

Scope of delivery
- 2 nuts M10
- Washer

Art. no.	L [cm]	B [cm]	H [cm]	SU3 [pc.]	SU2 [pc.]	SU1 [pc.]	GBP/pc.
363.862.00.1	3	5.4	1.6	50	10	1	4.76

Geberit Pluvia pipe bracket with electrofusion tape for anchor point

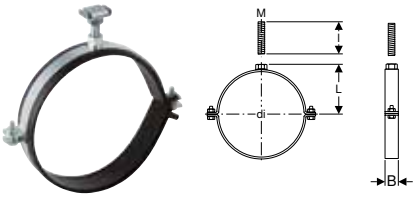

click & scan

Application purposes
- For fastening to Geberit Pluvia support rails with C-profile
- For fastening with threaded rods
- For anchor-point fastening of pipes

Technical data

Product material	Steel

Characteristics
- Female thread
- Zinc-plated

Scope of delivery
- Electrofusion tape
- Fastening material

Art. no.	Colour / surface	DN	M [mm]	di, ø [mm]	L [cm]	l [cm]	B [cm]	SU4 [pc.]	SU2 [pc.]	SU1 [pc.]	GBP/pc.
371.861.00.1	galvanized	250	16	250	14.8	6	3	120	5	1	81.60

Geberit Pluvia set of pipe brackets with electrofusion tape for anchor point

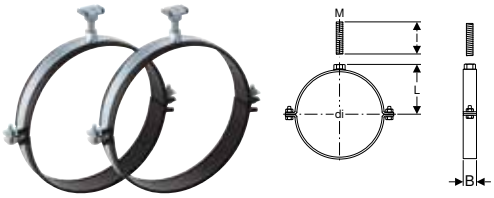

click & scan

Application purposes
- For fastening to Geberit Pluvia support rails with C-profile
- For fastening with threaded rods
- For anchor-point fastening of pipes

Technical data

Product material	Steel

Characteristics
- Female thread
- Zinc-plated

Scope of delivery
- Set of 2 pieces

Art. no.	Colour / surface	DN	M [mm]	di, ø [mm]	L [cm]	l [cm]	B [cm]	SU4 [pc.]	SU1 [pc.]	GBP/pc.
372.861.00.1	galvanized	300	16	315	18	6	3	24	1	201.77

Geberit Pluvia pipe bracket with socket M16

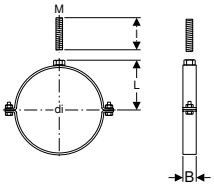

click & scan

Application purposes
- For sliding bracket fastening of pipes
- For fastening to Geberit Pluvia support rails with C-profile
- For fastening with threaded rods

Technical data

Product material	Steel

Characteristics
- Female thread
- Zinc-plated

Scope of delivery
- Fastening material

Art. no.	Colour / surface	DN	M [mm]	di, ø [mm]	L [cm]	l [cm]	B [cm]	SU4 [pc.]	SU2 [pc.]	SU1 [pc.]	GBP/pc.
371.862.00.1	galvanized	250	16	250	14.8	6	3	240	10	1	36.98
372.862.00.1	galvanized	300	16	315	18	6	3	120	5	1	44.61

Accessories

For roof outlets

Geberit Pluvia contact foil for roof foils


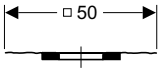

click & scan

Application purposes
- For connecting to roof foils

Art. no.	Sealing of connection	SU4 [pc.]	SU1 [pc.]	GBP/pc.
359.575.00.1	PVC (Sarnafil G 410–18)		1	98.87
359.579.00.1	PVC (Sikaplan 15 G)	66	1	98.87

Geberit Pluvia connection pipe, bendable

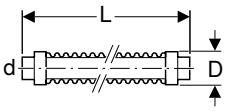

click & scan

Application purposes
- For installation inside buildings
- For flexible connection of Geberit Pluvia roof outlets with discharge rate of 12 l/s
- For connecting Geberit Pluvia roof outlets with discharge rate of 12 l/s
- For direct connection to Geberit Pluvia roof outlets
- For use with temperature differentials of between -10 and +50 °C

Characteristics
- Can be welded on both sides with electrofusion coupling
- Cannot be shortened
- Cannot be cleaned with cleaning rod

Art. no.	DN	d, ø [mm]	D [cm]	L [m]	SU4 [pc.]	SU2 [pc.]	SU1 [pc.]	GBP/pc.
360.822.00.1	40	40	4.6	1.1		10	1	38.21
361.822.00.1	50	50	5.8	1.1		10	1	44.17
363.822.00.1	56	56	6.5	1.1		10	1	44.02
364.822.00.1	60	63	7.4	1.1		10	1	57.28
365.822.00.1	70	75	8.9	1.1	60	5	1	69.01

Accessories
- Geberit Pluvia fastening belt → p. 150

Geberit Pluvia fastening belt

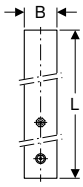

click & scan

Application purposes
- For Geberit Pluvia roof outlets with discharge rate of 12 l/s
- For fastening Geberit Pluvia connection pipes with horizontal mounting close to the ceiling
- For installation inside buildings

Characteristics
- Can be shortened
- With snap fastener for loop

Art. no.	L [cm]	B [cm]	SU2 [pc.]	SU1 [pc.]	GBP/pc.
358.004.00.1	100	5	5	1	14.51

- Fastening material not included in the scope of delivery

Geberit Pluvia installation sheet

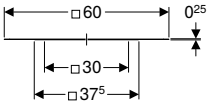

click & scan

Application purposes
- For Geberit Pluvia roof outlets made of plastic, with discharge rate of 12 l/s
- For fastening Geberit Pluvia base units on lightweight roofs
- For Geberit Pluvia vapour barrier connections 12 l/s
- For Geberit Pluvia vapour barrier connections 25 l/s

Technical data

Product material	Steel

Characteristics
- Hot-dip galvanized

Scope of delivery
- 4 fastening screws

Art. no.	s [mm]	SU4 [pc.]	SU1 [pc.]	GBP/pc.
359.122.00.1	1.5	65	1	71.88

Geberit Pluvia contact sheet, universal

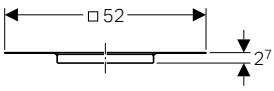

click & scan

Application purposes
- For connecting bituminous roof sealings

Scope of delivery
- Condensation insulation ring

Art. no.	Sealing of connection	s [mm]	SU4 [pc.]	SU2 [pc.]	SU1 [pc.]	GBP/pc.
359.119.00.1	CrNi steel 1.4404	1	40	5	1	140.79

Geberit Pluvia outlet fastening

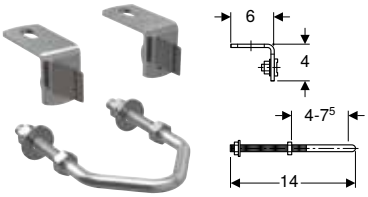

click & scan

Application purposes
- For installation inside buildings
- For Geberit Pluvia roof outlets with discharge rate of 12 l/s

Technical data

Product material	Steel

Art. no.	SU2 [pc.]	SU1 [pc.]	GBP/pc.
358.829.00.1	5	1	24.02

Geberit Pluvia noise reduction insert for roof outlets

click & scan

Application purposes
- For use with increased sound insulation requirements
- For Geberit Pluvia roof outlets with discharge rate of 9 l/s and 12 l/s
- For Geberit Pluvia roof outlets with discharge rate of 12 l/s, with branch discharge pipes ≥ ø 56 mm
- For Geberit Pluvia roof outlets with discharge rate of 12 l/s, with vertical outlet
- For Geberit Pluvia roof outlets with discharge rate of 12 l/s, without fire protection requirements
- Not suitable for bendable Geberit Pluvia connection pipes

Characteristics
- Can be retrofitted
- Corrugated pipe can be shortened

Scope of delivery
- Function disc with air nozzle and corrugated pipe
- Gravel ring

Art. no.	SU4 [pc.]	SU1 [pc.]	GBP/pc.
359.126.00.1	34	1	242.71

Geberit Pluvia supplementary set, suitable for parking decks

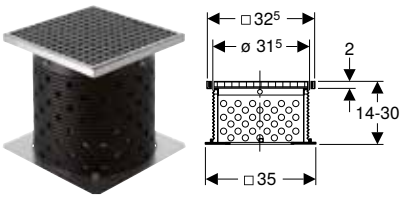

click & scan

Application purposes
- For green roofs
- For Geberit Pluvia roof outlets with discharge rate of 12 l/s
- For Geberit Pluvia roof outlets with discharge rate of 25 l/s
- For later construction of roofs in the case of inverted, drivable or green roofs

Characteristics
- Can bear loads of up to 1500 kg

Scope of delivery
- Grating
- Top piece with grating frame
- Force distribution plate
- Duct pipe can be cut to length
- Fastening material

Art. no.	d, ø [mm]	SU4 [pc.]	SU1 [pc.]	GBP/pc.
359.635.00.1	31.5	12	1	356.90

Geberit Pluvia supplementary set, suitable for promenade decks

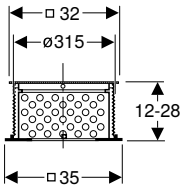

click & scan

Application purposes
- For green roofs
- For Geberit Pluvia roof outlets with discharge rate of 12 l/s
- For Geberit Pluvia roof outlets with discharge rate of 25 l/s
- For later construction of roofs in the case of inverted, walkable or green roofs

Scope of delivery
- Punched plate grating
- Duct pipe can be cut to length
- Force distribution plate
- Fastening material

Characteristics
- Can bear loads of up to 300 kg

Art. no.	d, ø [mm]	SU4 [pc.]	SU1 [pc.]	GBP/pc.
359.504.00.1	31.5	12	1	163.72

Geberit Pluvia set of mounting clips for function disc

click & scan

Application purposes
- For fixing of the Geberit Pluvia function disc without outlet grating
- Exclusively suitable for use with Geberit Pluvia supplementary sets, suitable for parking decks or promenade decks

Scope of delivery
- Set of 2 pieces

Art. no.	SU1 [pc.]	GBP/pc.
358.060.00.1	1	42.04

Geberit Pluvia gravel ring



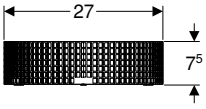

click & scan

Application purposes
- For holding back roof gravel with a grain size of 8–16 mm
- For combining with Geberit Pluvia outlet gratings 12 and 25 l/s
- Not suitable for Geberit Pluvia roof outlets with outlet grating made of aluminium cast
- Not suitable for Geberit Pluvia roof outlets with outlet grating, grating aperture 8 x 2 cm

Technical data

Product material	CrNi steel 1.4301 (EN 10088)

Art. no.	SU4 [pc.]	SU1 [pc.]	GBP/pc.
359.124.00.1	34	1	44.21

Geberit Pluvia storm set

click & scan

Application purposes
- For stormproof fastening of Geberit Pluvia outlet gratings with discharge rate of 12–14 l/s
- For stormproof fastening of Geberit Pluvia emergency overflows with discharge rate of 12–14 l/s

Scope of delivery
- 2 mounting clips
- 4 washers
- 2 fastening screws
- 2 cap nuts

Art. no.	SU1 [pc.]	GBP/pc.
358.012.00.1	1	75.40

Geberit Pluvia thermal insulation

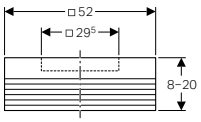

click & scan

Application purposes
- For Geberit Pluvia roof outlets with discharge rate of 12 l/s
- For inverted roofs for thermal insulation

Characteristics
- Height-adjustable in steps of 2 cm

Technical data

Thermal conductivity, insulation	0.032 W/(m·K)

Art. no.	d, ø [mm]	SU4 [pc.]	SU1 [pc.]	GBP/pc.
359.123.00.1	56	12	1	148.78

For fastenings

Geberit Pluvia support set

click & scan

Application purposes
- For horizontal pipe fixations
- For pipes ø 90–125 mm where the support rail is suspended more than 60 cm
- For pipes ø 160–200 mm where the support rail is suspended more than 30 cm
- For fastening to Geberit Pluvia support rails with square profile
- For later installation
- For additional support of Geberit Pluvia fastening systems in unfavourable boundary conditions

Scope of delivery
- 2 articulated joints M10 for threaded pipe G 1/2"
- Suspension element with long thread coupling M10
- Tension wedge
- Mounting plate with threaded socket M10

Characteristics
- Articulated joint rotatable by 180°
- Zinc-plated

Art. no.	DN	d, ø [mm]	SU4 [pc.]	SU2 [pc.]	SU1 [pc.]	GBP/pc.
358.061.00.1	90–200	90–200	640	10	1	61.26

To order additionally
- Threaded pipe G 1/2", L200, zinc-plated (art.no 362.852.26.1)

Geberit Pluvia support set

click & scan

Application purposes
- For horizontal pipe fixations
- For pipes ø 250–315 mm where the support rail is suspended more than 30 cm
- For fastening to Geberit Pluvia support rails with C-profile
- For later installation
- For additional support of Geberit Pluvia fastening systems in unfavourable boundary conditions

Characteristics
- Articulated joint rotatable by 180°
- Zinc-plated

Scope of delivery
- 2 articulated joints M10 for threaded pipe G 1/2"
- Suspension element for C-profile with fastening material
- Mounting plate with threaded socket M10

Art. no.	DN	d, ø [mm]	SU2 [pc.]	SU1 [pc.]	GBP/pc.
358.062.00.1	250–300	250–315	10	1	**93.30**

To order additionally
- Threaded pipe G 1/2", L200, zinc-plated (art.no 362.852.26.1)

Conventional Roof Drainage Systems

Roof outlets 158

Vapour barrier elements 160

Accessories 161

Roof outlets

Geberit roof outlet with contact sheet

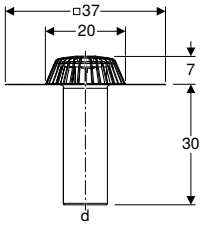

click & scan

Application purposes
- For collecting and draining off rainwater from roofs
- For conventional roof drainage systems
- For connecting bituminous roof sealings

Technical data

Head of water max.	35 mm

Characteristics
- Vertical outlet
- Straight connector made of CrNi steel 1.4301, can be shortened

Scope of delivery
- Outlet grating made of PP
- Base unit with contact sheet made of CrNi steel 1.4301
- Protection box cover

Art. no.	DN	d, ø [mm]	Discharge rate [l/s]	SU1 [pc.]	GBP/pc.
359.038.00.1	90	90	5.5	1	138.29

Geberit roof outlet set with contact sheet and vapour barrier connection

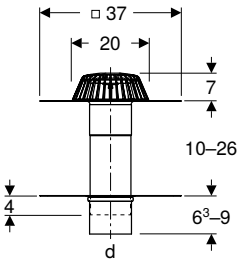

click & scan

Application purposes
- For collecting and draining off rainwater from roofs
- For conventional roof drainage systems
- For connecting bituminous roof sealings
- For insulated roofs with vapour barrier
- For connecting vapour barriers made of plastic or bitumen

Technical data

Head of water max.	35 mm

Characteristics
- Vertical outlet
- Straight connector made of CrNi steel 1.4301, can be shortened

Scope of delivery
- Outlet grating made of PP
- Base unit with contact sheet made of CrNi steel 1.4301
- Vapour barrier connection made of CrNi steel 1.4301
- 2 protection box covers

Art. no.	DN	d, ø [mm]	Discharge rate [l/s]	SU1 [pc.]	GBP/pc.
358.024.00.1	90	90	5.5	1	294.59

Geberit roof outlet with contact sheet

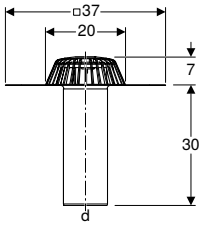

click & scan

Application purposes
- For collecting and draining off rainwater from roofs
- For conventional roof drainage systems
- For connecting bituminous roof sealings

Characteristics
- Vertical outlet
- Straight connector made of CrNi steel 1.4301, can be shortened

Technical data

Head of water max.	35 mm

Scope of delivery
- Outlet grating made of PP
- Base unit with contact sheet made of CrNi steel 1.4301
- Protection box cover

Art. no.	DN	d, ø [mm]	Discharge rate [l/s]	SU1 [pc.]	GBP/pc.
359.037.00.1	100	110	6	1	138.29

Geberit roof outlet set with contact sheet and vapour barrier connection

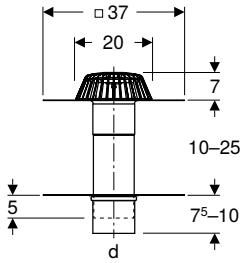

click & scan

Application purposes
- For collecting and draining off rainwater from roofs
- For conventional roof drainage systems
- For connecting bituminous roof sealings
- For insulated roofs with vapour barrier
- For connecting vapour barriers made of plastic or bitumen

Technical data

Head of water max.	35 mm

Characteristics
- Vertical outlet
- Straight connector made of CrNi steel 1.4301, can be shortened

Scope of delivery
- Outlet grating made of PP
- Base unit with contact sheet made of CrNi steel 1.4301
- Vapour barrier connection made of CrNi steel 1.4301
- 2 protection box covers

Art. no.	DN	d, ø [mm]	Discharge rate [l/s]	SU1 [pc.]	GBP/pc.
358.026.00.1	100	110	6	1	294.59

Geberit roof outlet with fastening flange, for roof foils

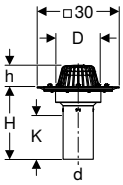

click & scan

Application purposes
- For conventional roof drainage systems
- For collecting and draining off rainwater from roofs
- For roof foils without fleece lamination
- For connecting to roof foils with thicknesses ≤ 4 mm

Technical data

Head of water max.	35 mm

Characteristics
- Vertical outlet
- Straight connector made of PE-HD, can be shortened
- Maintenance-free clamping flange joint

Scope of delivery
- Outlet grating
- Base unit
- Flange gasket made of EPDM
- Fastening flange with prevailing torque nuts

Art. no.	DN	d, ø [mm]	Discharge rate [l/s]	D [cm]	H [cm]	h [cm]	K [cm]	SU1 [pc.]	GBP/pc.
359.013.00.1	100	110	≤ 7	16	26.5	8	14	1	141.78

Vapour barrier elements

Geberit vapour barrier connection



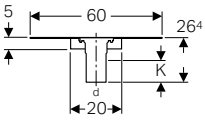

click & scan

Application purposes
- For insulated roofs with vapour barrier
- For conventional roof drainage systems
- For connecting vapour barriers made of plastic or bitumen

Technical data

Product material	Steel / plastic

Characteristics
- Vertical outlet
- Straight connector permanently mounted, ø 110 mm, made of PE-HD
- Zinc-plated

Scope of delivery
- Protection box cover
- Anticondensation insulation

Art. no.	d, ø [mm]	K [cm]	SU4 [pc.]	SU1 [pc.]	GBP/pc.
359.147.00.1	110	14	6	1	277.57

Geberit Pluvia vapour barrier connection

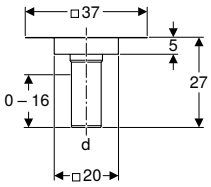

click & scan

Application purposes
- For Geberit Pluvia roof outlets with discharge rate of 25 l/s
- For syphonic roof drainage systems
- For conventional roof drainage systems
- For connecting vapour barriers made of plastic or bitumen
- For insulated roofs with vapour barrier

Characteristics
- Vertical outlet
- Straight connector can be reduced directly or extended
- Straight connector made of PE-HD, can be shortened

Scope of delivery
- Protection box cover
- Anticondensation insulation

Art. no.	DN	Sealing of connection	d, ø [mm]	SU4 [pc.]	SU1 [pc.]	GBP/pc.
359.102.00.1	90	CrNi steel 1.4301	90	12	1	191.20

Accessories
- Geberit Pluvia installation sheet → p. 150

Accessories

Geberit installation sheet

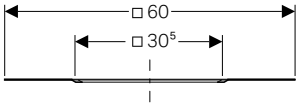

click & scan

Application purposes
- For Geberit roof outlet with fastening flange, for roof foils
- For fastening Geberit roof outlets with fastening flange, for roof foils on lightweight roofs

Characteristics
- Hot-dip galvanized

Scope of delivery
- 4 fastening screws

Art. no.	SU1 [pc.]	GBP/pc.
359.133.00.1	1	69.08

Floor Drainage Systems

Surface drainage systems for indoor and outdoor 164

Floor drains for balconies and terraces, 10 x 10 cm 164
Floor drains 13 x 13 cm 165
Floor drains for balconies and terraces, 13 x 13 cm 167
Floor drains 15 x 15 cm 167

Surface drainage systems for indoor and outdoor

Floor drains for balconies and terraces, 10 x 10 cm

Geberit contact sheet with protective cap, tin-plated

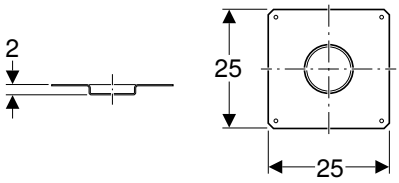

click & scan

Application purposes
- For Geberit floor drains, outlet vertical

Characteristics
- Tin-plated

Technical data

Product material	Stainless steel

Scope of delivery
- Protective cap

Art. no.	Colour / surface	Sealing of connection	SU2 [pc.]	SU1 [pc.]	GBP/pc.
388.123.24.1	tin-plated	CrNi steel, tin-plated	10	1	65.39

Geberit contact sheet with protective cap, coated

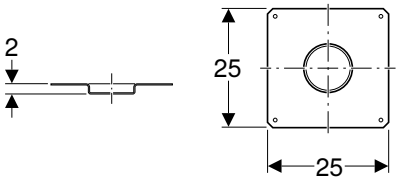

click & scan

Application purposes
- For Geberit floor drains, outlet vertical

Characteristics
- PVC-coated

Technical data

Product material	Stainless steel

Scope of delivery
- Protective cap

Art. no.	Colour / surface	Sealing of connection	SU2 [pc.]	SU1 [pc.]	GBP/pc.
388.124.28.1	plastic-coated	CrNi steel, PVC-coated	10	1	71.85

Floor drains 13 x 13 cm

Geberit Varino floor drain, horizontal, d50

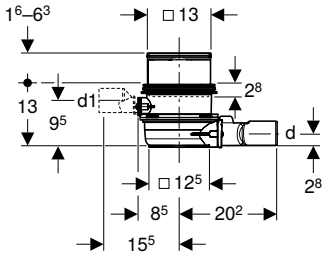

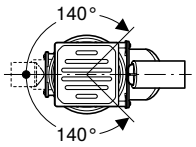

click & scan

Application purposes
- For connecting sanitary appliances
- For use inside buildings
- For use as floor drain with horizontal outlet

Technical data

Inlet capacity	0.6 l/s
Discharge rate at 20 mm head of water	1 l/s
Discharge rate at 10 mm head of water	0.7 l/s
Depth of water seal	50 mm
Product material	PE

Characteristics
- Quality-monitored in accordance with EN 1253-3
- Inlet rotatable by 280°
- Inlet closed
- Inlet for connecting one sanitary appliance
- Height-adjustable with extension piece
- Trap insert can be removed without tools
- Shockproof
- Resistant to chemicals
- Load-bearing capacity, class K 3 (3 kN)

Scope of delivery
- Inlet connection piece made of PE-HD, ø 50 mm
- Outlet made of HDPE, ø 50 mm
- Stainless steel grating
- Trap insert
- Protection box

Art. no.	d, ø [mm]	Discharge rate [l/s]	d1, ø [mm]	L [cm]	H [cm]	SU2 [pc.]	SU1 [pc.]	GBP/pc.
388.023.00.1	50	0.7	50	28.7	14.6–19.3	5	1	292.06

Geberit Varino floor drain, horizontal, d56/63

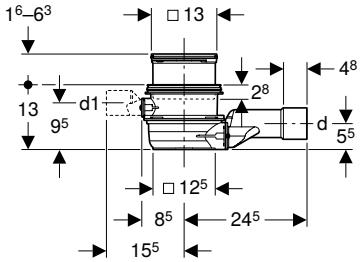

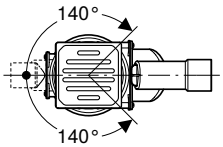

click & scan

Application purposes
- For connecting sanitary appliances
- For use inside buildings
- For use as floor drain with horizontal outlet

Technical data

Inlet capacity	0.6 l/s
Discharge rate at 20 mm head of water	1 l/s
Discharge rate at 10 mm head of water	0.7 l/s
Depth of water seal	50 mm
Product material	PE

Characteristics
- Quality-monitored in accordance with EN 1253-3
- Inlet rotatable by 280°
- Inlet closed
- Inlet for connecting one sanitary appliance
- Height-adjustable with extension piece
- Trap insert can be removed without tools
- Shockproof
- Resistant to chemicals
- Load-bearing capacity, class K 3 (3 kN)

Scope of delivery
- Inlet connection piece made of PE-HD, ø 50 mm
- Outlet made of PE-HD, ø 56 / 63 mm
- Stainless steel grating
- Trap insert
- Protection box

Art. no.	d, ø [mm]	Discharge rate [l/s]	d1, ø [mm]	L [cm]	H [cm]	SU4 [pc.]	SU2 [pc.]	SU1 [pc.]	GBP/pc.
388.020.00.1	56 / 63	0.7	50	33	14.6–19.3	60	5	1	292.06

Geberit Varino floor drain, horizontal, d110

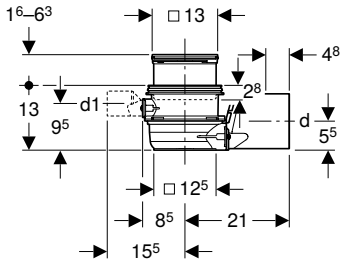

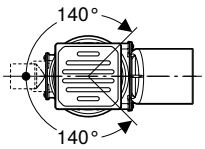

click & scan

Application purposes
- For connecting sanitary appliances
- For use inside buildings
- For use as floor drain with horizontal outlet

Technical data

Inlet capacity	0.8 l/s
Discharge rate at 20 mm head of water	1.4 l/s
Discharge rate at 10 mm head of water	0.8 l/s
Depth of water seal	50 mm
Product material	PE

Characteristics
- Quality-monitored in accordance with EN 1253-3
- Inlet rotatable by 280°
- Inlet closed
- Inlet for connecting one sanitary appliance
- Height-adjustable with extension piece
- Trap insert can be removed without tools
- Shockproof
- Resistant to chemicals
- Load-bearing capacity, class K 3 (3 kN)

Scope of delivery
- Inlet connection piece made of PE-HD, ø 50 mm
- Outlet made of PE-HD, ø 110 mm
- Stainless steel grating
- Trap insert
- Protection box

Art. no.	d, ø [mm]	Discharge rate [l/s]	d1, ø [mm]	L [cm]	H [cm]	SU4 [pc.]	SU2 [pc.]	SU1 [pc.]	GBP/pc.
388.021.00.1	110	0.8	50	29.5	14.6–19.3	60	5	1	307.57

Geberit Varino floor drain, vertical, d110

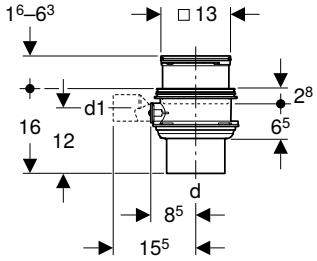

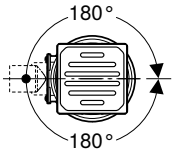

click & scan

Application purposes
- For connecting sanitary appliances
- For use inside buildings
- For use as floor drain with vertical outlet

Technical data

Inlet capacity	0.8 l/s
Discharge rate at 20 mm head of water	1.6 l/s
Discharge rate at 10 mm head of water	0.7 l/s
Depth of water seal	50 mm
Product material	PE

Characteristics
- Quality-monitored in accordance with EN 1253-3
- Inlet rotatable by 360°
- Inlet closed
- Inlet for connecting one sanitary appliance
- Height-adjustable with extension piece
- Trap insert can be removed without tools
- Shockproof
- Resistant to chemicals
- Load-bearing capacity, class K 3 (3 kN)

Scope of delivery
- Inlet connection piece made of PE-HD, ø 50 mm
- Outlet made of PE-HD, ø 110 mm
- Stainless steel grating
- Trap insert
- Protection box

Art. no.	d, ø [mm]	Discharge rate [l/s]	d1, ø [mm]	H [cm]	SU4 [pc.]	SU2 [pc.]	SU1 [pc.]	GBP/pc.
388.022.00.1	110	0.7	50	14.6–19.3	60	5	1	184.93

Floor drains for balconies and terraces, 13 x 13 cm

Geberit Varino floor drain, horizontal, d50

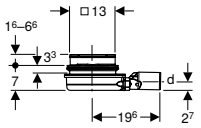

click & scan

Application purposes
- For balconies and patios
- For the outdoor area
- For use as floor drain with horizontal outlet

Technical data

Discharge rate with trap insert	0.6 l/s
Product material	PE

Characteristics
- Height-adjustable with extension piece
- Not affected by frost when trap insert is removed
- Not trapped
- Shockproof
- Resistant to chemicals
- Load-bearing capacity, class K 3 (3 kN)

Scope of delivery
- Outlet made of HDPE, ø 50 mm
- Stainless steel grating
- Protection box

Art. no.	DN	d, ø [mm]	Discharge rate [l/s]	L [cm]	H [cm]	SU2 [pc.]	SU1 [pc.]	GBP/pc.
388.032.00.1	50	50	0.9	19.6	8.6–13.6	12	1	150.33

Floor drains 15 x 15 cm

Geberit HDPE floor drain, slotted grating 15 x 15 cm

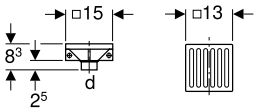

click & scan

Application purposes
- For use inside buildings
- For use outside buildings
- For use as floor drain with vertical outlet

Technical data

Product material	PE-HD

Characteristics
- Drivable up to 1 t
- Not trapped
- Moisture protection cannot be attached

Scope of delivery
- Base unit
- Cast iron grating

Art. no.	DN	d, ø [mm]	Discharge rate [l/s]	H [cm]	SU2 [pc.]	SU1 [pc.]	GBP/pc.
361.666.16.1	50	50	1.2	8.3	12	1	74.86

GEBERIT

Tools

Tools for Geberit Silent-db20 / Geberit HDPE 170

Accessories for electrofusion welding tools 170
Butt welding tools 171
Assortment overview – Geberit butt welding tools 171
Accessories for butt-welding tools 174
Assortment overview – Geberit hand-operated and electrical planes 174
Pipe processing tools 186
Accessories for pipe processing tools 189

Tools for Geberit Silent-db20 / Geberit HDPE

Accessories for electrofusion welding tools

Geberit pressure ring

click & scan

Application purposes

- For pressing pipes and fittings when welding electrofusion couplings with integrated thermal fuse

Art. no.	d, ø [mm]	SU1 [pc.]	GBP/pc.
356.100.00.1	200	1	418.52
356.102.00.1	250	1	495.77
356.103.00.1	315	1	509.76

Geberit accessories set for electrofusion with integrated thermal fuse

click & scan

Application purposes

- For welding of Geberit electrofusion couplings with integrated thermal fuse of dimensions ø 200–315 mm

Scope of delivery

- 2 pressure rings, ø 200 mm
- 2 pressure rings, ø 250 mm
- 2 pressure rings, ø 315 mm
- Pipe cutter, ø 200–315 mm
- Deburring knife
- Scraper
- Grease pencil, yellow
- Folding rule
- Transport case made of wood

Art. no.	d, ø [mm]	SU1 [pc.]	GBP/pc.
356.116.00.1	200–315	1	4696.07

Butt welding tools

Assortment overview – Geberit butt welding tools

Geberit Great Britain, Version: December 2024

		Geberit Media welding machine	Geberit Universal welding machine	
		359.662.00.1	356.203.00.1	356.201.00.1
		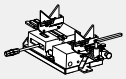	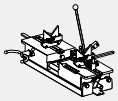	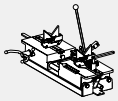
Included in scope of delivery				
359.778.00.1 Geberit welding plate lever for welding machines Media and Universal for welding plate KSS-160 / KSS-200		✓	✓	✓
357.800.00.1 Geberit set of pipe supports d50–160, for Media and Universal welding machines	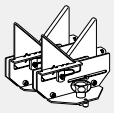	✓	✓	✓
357.449.00.1 Geberit set of pipe supports d200, for welding machine Universal	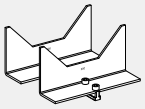		✓	✓
356.831.00.1 Geberit base for Media and Universal welding machines		✓	✓	✓
358.729.00.1 Geberit pipe support, swivelling, for Media and Universal welding machines		✓	✓	✓
242.462.00.1 Geberit pipe support, swivelling, for Media and Universal welding machines			✓	✓
359.663.00.1 Geberit Media transport case, empty		✓		
359.797.00.1 Geberit hand-operated plane d40–160				
359.814.00.1 Geberit set of tension devices				
Tools to order additionally (selection)				
Geberit hand-operated plane d40–160	**HM, d40-160**	359.797.00.1	359.797.00.1	359.797.00.1
	HSS, d40-160	359.799.00.1	359.799.00.1	359.799.00.1
Geberit electric plane d40–160, 230 V	**HSS**	359.046.xx.1	359.046.xx.1	359.046.xx.1
Geberit electric plane d40–160, 110 V	**HSS**	359.046.1P.1	359.046.1P.1	359.046.1P.1
Geberit electric plane d40–160, 230 V	**HM**	359.047.xx.1	359.047.xx.1	359.047.xx.1
Geberit electric plane d40–200, 230 V	**HSS**	-	359.082.xx.1	359.082.xx.1
	HM	-	359.084.xx.1	359.084.xx.1
Geberit electric plane d200–315, 230 V	**HSS**	-	359.060.xx.1	359.060.xx.1
Geberit KSS-160 welding plate, 230 V		359.641.xx.2	359.641.xx.2	359.641.xx.2

Geberit Great Britain, Version: December 2024

		Geberit Media welding machine	Geberit Universal welding machine	
		359.662.00.1	356.203.00.1	356.201.00.1
		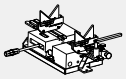	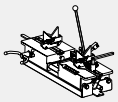	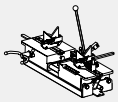
Geberit KSS-160 welding plate, 120 V		359.641.1P.2	359.641.1P.2	359.641.1P.2
Geberit KSS-200 welding plate, 230 V		-	359.665.xx.2	359.665.xx.2
Geberit KSS-200 welding plate, 120 V		-	359.665.1P.2	359.665.1P.2
Geberit KSS-315 welding plate, 230 V		-	359.675.xx.2	359.675.xx.2
Geberit welding plate holder for KSS-160 / KSS-200 welding plate		359.886.00.2	359.886.00.2	359.886.00.2
Geberit welding plate holder for Universal welding machine for KSS-315 welding plate	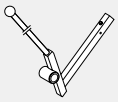	-	359.673.00.1	359.673.00.1
Geberit leather protection case	For KSS-200	-	359.696.00.1	359.696.00.1
Geberit set of tension devices	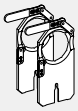	359.8xx.00.1	359.8xx.00.1	359.8xx.00.1
Geberit set of jaw adapters with tension device d110	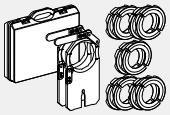	359.059.00.1	359.059.00.1	359.059.00.1
Geberit set of jaw adaptors for tension device d110	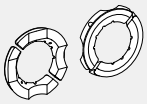	359.05x.00.1	359.05x.00.1	359.05x.00.1
Geberit set of tension devices	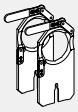	-	359.884.00.1	359.884.00.1
	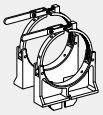	-	359.83x.00.1	359.83x.00.1
Geberit pipe support prism d200–315, for welding machine Universal		-	359.691.00.1	359.691.00.1
Geberit set of support forks for Media and Universal welding machines		359.804.00.1	359.804.00.1	359.804.00.1
		359.807.00.1	359.807.00.1	359.807.00.1
Geberit pipe support, swivelling, for Media and Universal welding machines		242.462.00.1	242.462.00.1	242.462.00.1
Geberit Media transport case, empty		359.663.00.1	-	-
Geberit transport case for KSS-160, empty	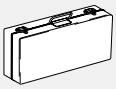	359.683.00.1	359.683.00.1	359.683.00.1

Geberit Media welding machine

click & scan

Application purposes
- For butt welding Geberit HDPE and Geberit Silent-db20 pipes and fittings

Characteristics
- Robust base element for welding accessories up to ø 160 mm
- Retainer for welding plate lever and plane

Scope of delivery
- 2 pipe support prismø 50–160 mm
- Pipe supports, ø 75–125 mm
- Welding plate lever
- Transport case made of wood

Art. no.	d, ø [mm]	L [cm]	B [cm]	H [cm]	Main element weight [kg]	SU4 [pc.]	SU1 [pc.]	GBP/pc.
359.662.00.1	40–160	84	41	43	25.2	2	1	3213.14

- Plane and hot plate to be ordered separately

Geberit Universal welding machine

click & scan

Application purposes
- For butt welding Geberit HDPE and Geberit Silent-db20 pipes and fittings

Characteristics
- Robust base element for welding accessories up to ø 315 mm
- Retainer for welding plate lever and plane
- Welding plate lever, swivelling
- Support, swivelling
- Clamping carriage, movable
- Hand wheel

Scope of delivery
- 2 pipe support prismø 50–160 mm
- Pipe support ø 75–125 mm, with base
- 2 underlays ø 200 mm
- Welding plate lever

Art. no.	d, ø [mm]	L [cm]	B [cm]	H [cm]	SU1 [pc.]	GBP/pc.
356.203.00.1	40–315	77	43	43.5	1	4319.49

To order additionally
- Welding plate
- Welding accessories, ø 200–315 mm
- Tension devices
- Hand-operated or electric plane

Geberit Universal welding machine

click & scan

Application purposes
- For butt welding Geberit HDPE and Geberit Silent-db20 pipes and fittings

Characteristics
- Robust base element for welding accessories up to ø 315 mm
- Retainer for welding plate lever and plane

Scope of delivery
- 2 pipe support prismø 50–160 mm
- Pipe support ø 75–125 mm, with base
- 2 underlays ø 200 mm
- Welding plate lever
- Accessories case made of wood

Art. no.	d, ø [mm]	L [cm]	B [cm]	H [cm]	Main element weight [kg]	SU1 [pc.]	GBP/pc.
356.201.00.1	40–315	77	43	43.5	74	1	5437.57

- Plane and hot plate to be ordered separately

Accessories for butt-welding tools

Assortment overview – Geberit hand-operated and electrical planes

Geberit Great Britain, Version: December 2024

	Geberit hand-operated plane d40–160		Geberit electric plane d40–160, 230 V		Geberit electric plane d40–160, 110 V	Geberit electric plane d40–200, 230 V		Geberit electric plane d200–315, 230 V
								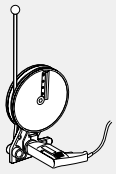
Nominal voltage			230 V AC		110 V AC	230 V AC		
Dimension	d40-160					d40-200		d200-315
HSS [1]	359.799.00.1		359.046.P2.1 359.046.P3.1 359.046.P5.1 359.046.P6.1 359.046.P7.1 359.046.Q4.1 359.046.P9.1		359.046.1P.1	359.082.P2.1 359.082.P3.1 359.082.P5.1 359.082.P6.1 359.082.P7.1 359.082.Q4.1 359.082.P9.1		359.060.P2.1 359.060.P3.1 359.060.P5.1 359.060.P7.1 359.060.Q4.1 359.060.P9.1
HM [2]		359.797.00.1		359.047.P2.1 359.047.P3.1			359.084.P2.1 359.084.P3.1	
Accessories								
Blade, HSS [1]								
358.759.00.1 358.760.00.1	2 x	2 x	1 x	1 x	1 x	-	-	-
358.759.00.1 358.760.00.1 357.600.00.1 357.599.00.1	-	-	-	-	-	1 x	1 x	-
357.751.00.1	-	-	-	-	-	-	-	2 x
Blade, HM[3]								
240.474.00.1	2 x	2 x	1 x	1 x	1 x	2 x	2 x	-

[1] For Geberit HDPE
[2] For Geberit HDPE and Geberit Silent-db20
[3] For Geberit HDPE and Geberit Silent-db20, set of 2 pieces

Geberit KSS-160 welding plate, 230 V

click & scan

Application purposes
- For butt welding Geberit HDPE and Geberit Silent-db20 pipes and fittings up to ø 160 mm
- For Media and Universal welding machines

Technical data

Nominal voltage	230 V AC
Mains frequency	50–60 Hz

Characteristics
- With automatic temperature regulation
- With operating display
- PTFE-coated
- CE-compliant

Scope of delivery
- Welding plate holder

Art. no.	d, ø [mm]	Power consumption [W]	Plug type	Main element weight [kg]	SU1 [pc.]	GBP/pc.
359.641.P5.2	40–160	800	BS 1363 A	2.901	1	489.09

Accessories
- Geberit transport case for KSS-160, empty → p. 185

Geberit KSS-160 welding plate, 120 V

click & scan

Application purposes
- For butt welding Geberit HDPE and Geberit Silent-db20 pipes and fittings up to ø 160 mm
- For Media and Universal welding machines

Technical data

Nominal voltage	120 V AC
Mains frequency	50–60 Hz

Characteristics
- With automatic temperature regulation
- With operating display
- PTFE-coated
- CE-compliant

Scope of delivery
- Welding plate holder

Art. no.	d, ø [mm]	Power consumption [W]	Plug type	Main element weight [kg]	SU1 [pc.]	GBP/pc.
359.641.1P.2	40–160	800	CEE 17 4h, yellow	2.95	1	535.60

Accessories
- Geberit transport case for KSS-160, empty → p. 185

Geberit KSS-200 welding plate, 230 V

click & scan

Application purposes
- For butt welding Geberit HDPE and Geberit Silent-db20 pipes and fittings up to ø 200 mm
- For Universal welding machines

Technical data

Nominal voltage	230 V AC
Mains frequency	50–60 Hz

Characteristics
- With automatic temperature regulation
- With operating display
- PTFE-coated
- CE-compliant

Art. no.	d, ø [mm]	Power consumption [W]	Plug type	Main element weight [kg]	SU1 [pc.]	GBP/pc.
359.665.P5.2	40–200	1300	BS 1363 A	3.8	1	775.82

Accessories
- Geberit welding plate holder for KSS-160 / KSS-200 welding plate → p. 177
- Geberit leather protection case → p. 184

Geberit KSS-200 welding plate, 120 V

click & scan

Application purposes
- For butt welding Geberit HDPE and Geberit Silent-db20 pipes and fittings up to ø 200 mm
- For Universal welding machines

Characteristics
- With automatic temperature regulation
- With operating display
- PTFE-coated
- CE-compliant

Technical data

Nominal voltage	120 V AC
Mains frequency	50–60 Hz

Art. no.	d, ø [mm]	Power consumption [W]	Plug type	Main element weight [kg]	SU1 [pc.]	GBP/pc.
359.665.1P.2	40–200	1300	CEE 17 4h, yellow	4.085	1	558.04

Accessories
- Geberit welding plate holder for KSS-160 / KSS-200 welding plate → p. 177
- Geberit leather protection case → p. 184

Geberit KSS-315 welding plate, 230 V

click & scan

Application purposes
- For butt welding Geberit HDPE and Geberit Silent-db20 pipes and fittings ø 200–315 mm
- For Universal welding machines

Characteristics
- With automatic temperature regulation
- With operating display
- PTFE-coated
- CE-compliant

Technical data

Nominal voltage	230 V AC
Mains frequency	50–60 Hz

Art. no.	d, ø [mm]	Power consumption [W]	Plug type	Main element weight [kg]	SU1 [pc.]	GBP/pc.
359.675.P5.2	200–315	1300	BS 1363 A	6.68	1	1257.55

Accessories
- Geberit welding plate holder for Universal welding machine for KSS-315 welding plate → p. 176

Geberit welding plate holder for Universal welding machine for KSS-315 welding plate

click & scan

Application purposes
- For welding plate ø 200–315 mm in combination with Universal welding machines

Art. no.	SU1 [pc.]	GBP/pc.
359.673.00.1	1	395.59

Geberit welding plate holder for KSS-160 / KSS-200 welding plate

click & scan

Application purposes
- For KSS-160 and KSS-200 welding plates

Art. no.	SU1 [pc.]	GBP/pc.
359.886.00.2	1	76.32

Geberit welding plate lever for welding machines Media and Universal for welding plate KSS-160 / KSS-200

click & scan

Application purposes
- For receiving the welding plate

Art. no.	SU1 [pc.]	GBP/pc.
359.778.00.1	1	453.93

Geberit electric plane d40–160, 230 V

click & scan

Application purposes
- For processing Geberit HDPE
- For Media and Universal welding machines
- For pipes and fittings ø 40–160 mm

Characteristics
- With high-speed steel blade
- CE-compliant

Technical data

Nominal voltage	230 V AC
Mains frequency	50–60 Hz

Art. no.	d, ø [mm]	Power consumption [W]	Plug type	Main element weight [kg]	SU1 [pc.]	GBP/pc.
359.046.P2.1	40–160	750	CEE 7/17	5.894	1	2397.47

Accessories
- Geberit plane blade made of HSS, for electric plane d40–160/d40–200 → p. 180

Geberit electric plane d40–160, 110 V

click & scan

Application purposes
- For processing Geberit HDPE
- For Media and Universal welding machines
- For pipes and fittings ø 40–160 mm

Characteristics
- With high-speed steel blade
- CE-compliant

Technical data

Nominal voltage	110 V AC
Mains frequency	50–60 Hz

Art. no.	d, ø [mm]	Power consumption [W]	Plug type	Main element weight [kg]	SU1 [pc.]	GBP/pc.
359.046.1P.1	40–160	750	CEE 17 4h, yellow	5.973	1	2263.20

Accessories
- Geberit plane blade made of HSS, for electric plane d40–160/d40–200 → p. 180

Geberit electric plane d40–160, 230 V

click & scan

Application purposes
- For Media and Universal welding machines
- For processing Geberit HDPE and Geberit Silent-db20
- For pipes and fittings ø 40–160 mm

Characteristics
- With plane blade made of hard metal
- CE-compliant

Technical data

Nominal voltage	230 V AC
Mains frequency	50–60 Hz

Art. no.	d, ø [mm]	Power consumption [W]	Plug type	Main element weight [kg]	SU1 [pc.]	GBP/pc.
359.047.P2.1	40–160	750	CEE 7/17	5.611	1	2397.47

Accessories
- Geberit set of plane blades made of HM, for hand-operated plane d40–160 and electric plane d40–160/d40–200 → p. 181

Geberit electric plane d40–200, 230 V

click & scan

Application purposes
- For processing Geberit HDPE
- For Universal welding machines
- For pipes and fittings ø 40–200 mm

Characteristics
- With high-speed steel blade
- CE-compliant

Technical data

Nominal voltage	230 V AC
Mains frequency	50–60 Hz

Art. no.	d, ø [mm]	Power consumption [W]	Plug type	Main element weight [kg]	SU1 [pc.]	GBP/pc.
359.082.P2.1	40–200	750	CEE 7/17	6.303	1	3460.27

Accessories
- Geberit plane blade made of HSS, for electric plane d40–160/d40–200 → p. 180

Geberit electric plane d40–200, 230 V

click & scan

Application purposes
- For processing Geberit HDPE and Geberit Silent-db20
- For butt welding Geberit HDPE and Geberit Silent-db20 pipes and fittings up to ø 200 mm
- For Universal welding machines
- For pipes and fittings ø 40–200 mm

Characteristics
- With plane blade made of hard metal
- CE-compliant

Technical data

Nominal voltage	230 V AC
Mains frequency	50–60 Hz

Art. no.	d, ø [mm]	Power consumption [W]	Plug type	Main element weight [kg]	SU1 [pc.]	GBP/pc.
359.084.P2.1	40–200	750	CEE 7/17	6.02	1	**3460.27**

Accessories
- Geberit set of plane blades made of HM, for hand-operated plane d40–160 and electric plane d40–160/d40–200 → p. 181

Geberit electric plane d200–315, 230 V

click & scan

Application purposes
- For processing Geberit HDPE
- For pipes and fittings ø 200–315 mm

Characteristics
- With high-speed steel blade
- CE-compliant

Technical data

Nominal voltage	230 V AC
Mains frequency	50–60 Hz

Art. no.	d, ø [mm]	Power consumption [W]	Plug type	Main element weight [kg]	SU1 [pc.]	GBP/pc.
359.060.P2.1	200–315	550	CEE 7/17	11.593	1	**4085.10**

Accessories
- Geberit plane blade for electric plane d200–315 → p. 181

Geberit hand-operated plane d40–160

click & scan

Application purposes
- For Media and Universal welding machines
- For processing Geberit HDPE and Geberit Silent-db20
- For pipes and fittings ø 40–160 mm

Characteristics
- With plane blade made of hard metal

Art. no.	d, ø [mm]	SU1 [pc.]	GBP/pc.
359.797.00.1	40–160	1	1318.21

Accessories
- Geberit set of plane blades made of HM, for hand-operated plane d40–160 and electric plane d40–160/d40–200 → p. 181

Geberit hand-operated plane d40–160

click & scan

Application purposes
- For processing Geberit HDPE
- For Media and Universal welding machines
- For pipes and fittings ø 40–160 mm

Characteristics
- With high-speed steel blade

Art. no.	d, ø [mm]	SU1 [pc.]	GBP/pc.
359.799.00.1	40–160	1	1235.80

Accessories
- Geberit plane blade made of HSS, for electric plane d40–160/d40–200 → p. 180

Geberit plane blade made of HSS, for electric plane d40–160/d40–200

click & scan

Application purposes
- For Geberit HDPE pipes and fittings

Art. no.	d, ø [mm]	Blade	SU2 [pc.]	SU1 [pc.]	GBP/pc.
357.599.00.1	200	right, ground	20	1	24.77
357.600.00.1	200	left, ground	20	1	24.77
358.759.00.1	40–200	left	20	1	24.77
358.760.00.1	40–200	right	20	1	24.77

To order additionally
- Zinc-plated countersunk screws M3 x 6–8.8 (commercial standard)

Geberit set of plane blades made of HM, for hand-operated plane d40–160 and electric plane d40–160/d40–200

click & scan

Application purposes
- For Geberit HDPE and Geberit Silent-db20 pipes and fittings

Scope of delivery
- Plane blade, left
- Plane blade, right
- 6 screws

Art. no.	d, ø [mm]	SU2 [pc.]	SU1 [pc.]	GBP/pc.
240.474.00.1	40–200	10	1	143.81

Geberit plane blade for electric plane d200–315

click & scan

Application purposes
- For Geberit electric planes from ø 200–315 mm

Art. no.	SU2 [pc.]	SU1 [pc.]	GBP/pc.
357.751.00.1	20	1	49.43

To order additionally
- Zinc-plated countersunk screws M3 x 6–8.8 (commercial standard)

Geberit set of jaw adapters with tension device d110

click & scan

Application purposes
- For Media and Universal welding machines
- For tensioning pipes and fittings with tension devices ø 110 mm

Characteristics
- Hard-anodised jaw adaptors
- Magnet holder
- With twist lock

Scope of delivery
- Set of jaw adaptors ø 50 mm, 4 pieces, for tension devices ø 110 mm, with magnet holder
- Set of jaw adaptors ø 56 mm, 4 pieces, for tension devices ø 110 mm, with magnet holder
- Set of jaw adaptors ø 63 mm, 4 pieces, for tension devices ø 110 mm, with magnet holder
- Set of jaw adaptors ø 75 mm, 4 pieces, for tension devices ø 110 mm, with magnet holder
- Set of jaw adaptors ø 90 mm, 4 pieces, for tension devices ø 110 mm, with magnet holder
- Tension device set, ø 110 mm, 2 pieces, with magnet holder
- Case

Art. no.	SU1 [pc.]	GBP/pc.
359.059.00.1	1	2385.77

Geberit set of jaw adaptors for tension device d110

click & scan

Application purposes
- For Media and Universal welding machines
- For tensioning pipes and fittings with tension devices ø 110 mm
- For use in tension devices ø 110 mm with magnet holder (from year of manufacture 2013)

Scope of delivery
- Set of 4 pieces

Characteristics
- Hard-anodised jaw adaptors
- Magnet holder
- With twist lock

Art. no.	d, ø [mm]	SU1 [pc.]	GBP/pc.
359.052.00.1	50 / 110	1	279.81
359.053.00.1	56 / 110	1	279.81
359.054.00.1	63 / 110	1	279.81
359.056.00.1	75 / 110	1	279.81
359.057.00.1	90 / 110	1	279.81

Geberit set of tension devices

click & scan

Application purposes
- For Media and Universal welding machines
- For tensioning pipes and fittings

Scope of delivery
- Tension device, left
- Tension device, right

Characteristics
- Chrome-plated

Art. no.	DN	d, ø [mm]	SU1 [pc.]	GBP/pc.
359.817.00.1	40	40	1	551.55
359.818.00.1	50	50	1	617.91
359.811.00.1	56	56	1	617.91
359.809.00.1	60	63	1	617.91
359.812.00.1	70	75	1	617.91
359.813.00.1	90	90	1	617.91
359.814.00.1	100	110	1	617.91
359.819.00.1	125	125	1	692.07
359.822.00.1	125	135	1	611.10
359.816.00.1	150	160	1	926.88

Geberit set of tension devices d200

click & scan

Application purposes
- For Universal welding machines
- For tensioning pipes and fittings
- For use with KSS-200 welding plate, electric plane d40–200 and set of pipe supports d200

Scope of delivery
- Tension device, left
- Tension device, right

Characteristics
- Chrome-plated

Art. no.	DN	d, ø [mm]	SU1 [pc.]	GBP/pc.
359.884.00.1	200	200	1	1237.45

Geberit set of tension devices

click & scan

Application purposes
- For tensioning pipes and fittings
- For Universal welding machines

Scope of delivery
- Tension device, left
- Tension device, right

Characteristics
- Chrome-plated

Art. no.	d, ø [mm]	SU1 [pc.]	GBP/pc.
359.835.00.1	250	1	1663.38
359.836.00.1	315	1	1839.67

Geberit set of pipe supports d200, for welding machine Universal

click & scan

Application purposes
- For supporting pipes and fittings with dimensions of ø 200 mm
- For Universal welding machines
- For use with Geberit tension device set d200

Scope of delivery
- Set of 2 pieces

Art. no.	SU1 [pc.]	GBP/pc.
357.449.00.1	1	150.77

Geberit set of pipe supports d50–160, for Media and Universal welding machines

click & scan

Application purposes
- For supporting pipes and fittings
- For Media and Universal welding machines

Scope of delivery
- Set of 2 pieces

Characteristics
- Adaptable to Geberit dimensions ø 50–160 mm

Art. no.	d, ø [mm]	SU1 [pc.]	GBP/pc.
357.800.00.1	50–160	1	202.09

Geberit set of support forks for Media and Universal welding machines

click & scan

Application purposes
- For supporting pipes and fittings
- For Media and Universal welding machines

Scope of delivery
- Set of 2 pieces

Art. no.	d, ø [mm]	SU1 [pc.]	GBP/pc.
359.804.00.1	40–63	1	325.61
359.807.00.1	160	1	355.29

Geberit pipe support prism d200–315, for welding machine Universal

click & scan

Application purposes
- For Universal welding machines

Art. no.	d, ø [mm]	SU1 [pc.]	GBP/pc.
359.691.00.1	200–315	1	352.02

Geberit accessories set for butt welding tools d200–315, Universal

click & scan

Application purposes
- For butt welding Geberit HDPE pipes and fittings ø 200–315 mm
- For Universal welding machines

Technical data

Nominal voltage	230 V AC
Mains frequency	50–60 Hz

Scope of delivery
- Fastening for welding plate
- Electric plane, ø 200–315 mm, 230 V / 550 W
- Electronics connection box
- Hexagon key
- Pipe holder, ø 200–315 mm
- KSS-315 welding plate
- Tension device set, ø 250 / 315 mm
- Insert rings for ø 200 mm
- Transport case made of wood

Art. no.	d, ø [mm]	Power consumption [W]	Plug type	SU1 [pc.]	GBP/pc.
359.009.P0.1	200–315	900	CEE 7/7	1	11616.64

Geberit leather protection case

click & scan

Application purposes
- For KSS-160 and KSS-200 welding plates

Art. no.	SU1 [pc.]	GBP/pc.
359.696.00.1	1	98.88

Geberit Media transport case, empty

click & scan

Application purposes
- For Media welding machines

Art. no.	d, ø [mm]	SU4 [pc.]	SU1 [pc.]	GBP/pc.
359.663.00.1	40–160	2	1	939.21

Geberit transport case for KSS-160, empty

click & scan

Application purposes
- For KSS-160 welding plate

Art. no.	SU1 [pc.]	GBP/pc.
359.683.00.1	1	148.31

Geberit jointing guide

click & scan

Application purposes
- For butt welding pipe ends up to ø 75 mm

Art. no.	d, ø [mm]	SU1 [pc.]	GBP/pc.
359.903.00.1	32–75	1	92.42

Geberit pipe support, swivelling, for Media and Universal welding machines

click & scan

Art. no.	d, ø [mm]	SU1 [pc.]	GBP/pc.
242.462.00.1	135 / 160	1	61.79
358.729.00.1	75–125	1	61.79

Geberit base for Media and Universal welding machines

click & scan

Art. no.	SU1 [pc.]	GBP/pc.
356.831.00.1	1	98.88

Pipe processing tools

Geberit pipe cutter for plastic pipes

click & scan

Application purposes
- For Geberit HDPE and Geberit Silent-db20 pipes and fittings
- For Geberit Silent-PP pipes and fittings
- For Geberit Silent-Pro pipes and fittings

Characteristics
- Cutting wheel for plastic

Art. no.	d, ø [mm]	SU1 [pc.]	GBP/pc.
358.502.00.1	6–66	1	138.37
358.503.00.1	48–116	1	224.55
358.504.00.1	100–168	1	318.05

Accessories
- Geberit set of cutting wheels for pipe cutter for plastic pipes → p. 186

Geberit set of cutting wheels for pipe cutter for plastic pipes

click & scan

Scope of delivery
- 2 cutting wheels
- Pin

Art. no.	d, ø [mm]	SU1 [pc.]	GBP/pc.
242.827.00.1	6–66	1	47.35
242.828.00.1	48–168	1	75.89

Geberit pipe cutter for plastic pipes

click & scan

Application purposes
- For Geberit HDPE pipes and fittings
- For cutting dimensions ø 200–315 mm to length

Art. no.	d, ø [mm]	SU1 [pc.]	GBP/pc.
359.860.00.1	200–315	1	1346.34

Geberit handheld pipe scraper

click & scan

Application purposes
- For preparing electro welding
- For removing the oxide layer on Geberit HDPE and Geberit Silent-db20 pipes and fittings

Art. no.	SU1 [pc.]	GBP/pc.
356.118.00.1	1	51.91

Geberit handheld pipe scraper, in case

click & scan

Application purposes
- For preparing electro welding
- For removing the oxide layer on Geberit HDPE and Geberit Silent-db20 pipes and fittings of dimensions ø 63–160 mm

Scope of delivery
- Spare blade
- Case

Art. no.	d, ø [mm]	SU1 [pc.]	GBP/pc.
359.912.00.1	63–160	1	1116.61

Geberit pipe scraper, in case

click & scan

Application purposes
- For removing the oxide layer on Geberit HDPE and Geberit Silent-db20 pipes and fittings of dimensions ø 110 mm
- For use with cordless screwdrivers

Scope of delivery
- Case
- Case insert
- Pipe scraper ø 110 mm

Art. no.	d, ø [mm]	SU1 [pc.]	GBP/pc.
359.915.00.1	110	1	447.04

Geberit pipe scraper set, in case

click & scan

Application purposes
- For removing the oxide layer on Geberit PE and Geberit Silent-db20 pipes and fittings of dimensions ø 56–110 mm
- For use with cordless screwdrivers

Scope of delivery
- Pipe scraper ø 56 mm
- Pipe scraper ø 63 mm
- Pipe scraper ø 75 mm
- Pipe scraper ø 90 mm
- Pipe scraper ø 110 mm
- Case
- Case insert
- Spare blade
- Button
- Drive shaft
- 5 sliding segments
- Grease pencil with retractable lead, yellow

Art. no.	d, ø [mm]	SU1 [pc.]	GBP/pc.
359.916.00.1	56 / 63 / 75 / 90 / 110	1	2346.94

Geberit pipe scraper set, in case

click & scan

Application purposes
- For removing the oxide layer on Geberit PE and Geberit Silent-db20 pipes and fittings of dimensions ø 56 und 75–110 mm
- For use with cordless screwdrivers

Scope of delivery
- Pipe scraper ø 56 mm
- Pipe scraper ø 75 mm
- Pipe scraper ø 90 mm
- Pipe scraper ø 110 mm
- Case
- Case insert
- Spare blade
- Button
- Drive shaft
- 5 sliding segments
- Grease pencil with retractable lead, yellow

Art. no.	d, ø [mm]	SU1 [pc.]	GBP/pc.
359.917.00.1	56 / 75 / 90 / 110	1	1939.39

Geberit pipe scraper

click & scan

Application purposes
- For removing the oxide layer on Geberit HDPE and Geberit Silent-db20 pipes and fittings
- For use with cordless screwdrivers

Art. no.	DN	d, ø [mm]	SU1 [pc.]	GBP/pc.
359.922.00.1	56	56	1	424.57
359.923.00.1	60	63	1	424.57
359.924.00.1	70	75	1	424.57
359.925.00.1	90	90	1	424.57
359.926.00.1	100	110	1	424.57

Accessories
- Geberit case for pipe scraper set → p. 189

Geberit chamfering tool

click & scan

Application purposes
- For chamfering plastic pipes with dimensions of ø 32–160 mm
- For chamfering Geberit Silent-PP pipes
- For chamfering Geberit Silent-Pro pipes

Art. no.	d, ø [mm]	SU1 [pc.]	GBP/pc.
358.501.00.1	32–160	1	185.69

Geberit deburring knife

click & scan

Application purposes
- For deburring the inside and outside of Geberit HDPE and Geberit Silent-db20 pipes and fittings which have been cut to length

Art. no.	SU3 [pc.]	SU1 [pc.]	GBP/pc.
359.720.00.1	5	1	24.77

Accessories for pipe processing tools

Geberit case for pipe scraper set

click & scan

Scope of delivery
- Case insert
- Grease pencil with retractable lead, yellow
- Spare blade
- Button
- Drive shaft
- 5 sliding segments

Art. no.	SU1 [pc.]	GBP/pc.
359.930.00.1	1	294.67

Appendix

Sales and delivery conditions 192

Abbreviation. 195

Index 196

Sales and delivery conditions

GENERAL

1. In these Conditions of Sale "The Company" means Geberit Sales Ltd "the Customer" means the person, firm or company with whom The Company contracts. "The Contract" Any contract between The Company and the Customer for the sale and purchase of the Goods incorporating the Conditions (including any part or parts of them). "The Goods" Any Goods agreed in the Contract to be supplied to the Customer by The Company (including any part or parts of them).

2. These Conditions of Sale apply to and govern any contract between The Company and the Customer to the exclusion of any other conditions contained on, or in, any letter, order form, receipt of similar document emanating from the Customer. No variation of these Conditions of Sale shall be effective unless expressly agreed by The Company in writing.

3. (a) All quotations are for information only and are not to be considered as an offer by The Company. No Contract shall come into existence until an order by the Customer has been accepted by The Company.

(b) Acceptance by The Company of any order shall be on the basis that Goods will be invoiced at the prices contained in The Company's price list current at the date of despatch unless otherwise agreed in writing by The Company.

4. (a) Except where otherwise stated in the contract or in The Company's current price list all prices include the cost of packaging and delivery (but not installation). The Company reserves the right to make additional charges if the Customer requires a method of packaging or delivery different from that normally employed by The Company.

(b) The Customer shall, in addition to the net purchase price, pay to The Company the amount of any Value Added Tax or other sales tax at the rate in force at the time the Goods are invoiced.

PAYMENT

5. (a) All Goods will be invoiced at the time of, or soon after, despatch. Payment for the Goods must be received by The Company not later than the last day of the month following the date of the invoice. In the event of late payment, The Company reserves the right to charge interest at a rate of 2% per month.

(b) In the event of the Customer postponing delivery, or requesting that The Company suspend the manufacture of the Goods, or failing to give The Company sufficient information to enable it to process any order, the Customer shall pay any additional costs and expenses thereby incurred by The Company.

(c) Unless otherwise agreed in writing by The Company the Customer shall not be entitled to set off against any moneys due to The Company under the Contract any sums claimed by or due to the Customer from The Company under the Contract or any other Contract between The Company and the Customer.

ILLUSTRATION AND DIMENSIONS

6. (a) All information and illustrations contained in brochures, catalogues, price lists, trade literature and advertising material produced by The Company are approximate only, intended to indicate only the general character of the Goods, and do not form any part of any contract between The Company and the Customer.

(b) The dimensions of the Goods are subject to manufacturing tolerances customary within the trade. Dimensions contained in quotations, acknowledgements of orders, or catalogues, price lists, advertising matter and other trade literature are therefore approximate only.

SUBSTITUTED GOODS

7. The Company reserves the right to substitute Goods which are similar to the Goods ordered by the Customer provided that such substituted Goods are no less suitable for the purpose for which they are generally used than Goods ordered by the Customer.

DELIVERY

8. The Company cannot offer a timed delivery service, although we will try to meet the customer needs wherever possible. Any deliveries required outside our delivery schedule will be at the customer's expense.

9. Delivery shall be made to the Customer's premises only.

10. The Customer shall be responsible for unloading the Goods at the point of delivery.

11. The Customer will confirm the goods are received at the time of delivery by signing the Proof Of Delivery document (POD) providing a signature, date and printed name.

12. Immediately on collection or delivery, whichever is appropriate, the Customer shall examine the goods. Any shortages, damages or other delivery discrepancies must be notified directly to the Customer Support team in writing within three working days of delivery or collection. Credits will not be given if a POD has been signed and there have been no reported anomalies within 3 working days of the delivery date.

13. The Company will use its best endeavours to comply with any delivery date, however, collection or delivery dates and times indicated by the Company shall be regarded as best estimates only. The Company cannot be responsible for any loss or damage whatsoever caused by late delivery where circumstance beyond The Company's control have caused such delay.

14. 14. The Company operates a minimum delivery value requirement for deliveries to the Customer's premises. This currently stands at £300.

15. Orders placed below the minimum order value will be subject to a £10 minimum order value charge.

16. Express orders should be placed before our cut offs for delivery the next day. These orders are subject to a carriage charge to the customer and will be priced based on weight.

RETURNS

17. The Company does not operate a returns policy for saleable stock or for stock that is defective or damaged upon receipt. Any agreed stock return is at the discretion of The Company and only with prior written consent. Where such consent is given, a handling charge of a minimum of 30% of invoiced value will be made.

RISK AND RETENTION OF OWNERSHIP

18. The risk in the Goods contracted to be sold by The Company shall pass to the Customer when the Goods are delivered to or collected by the Customer.

19. (a) Notwithstanding any passing of risk to the Customer, The Company retains ownership of the Goods the subject matter of this Contract the property in which shall not pass to the Customer and the Customer shall keep any Goods delivered to it as bailee for and on behalf of The Company until The Company has received full payment of the price of all Goods (whether or not the Goods are delivered in instalments and some have been paid for by the Customer).

(b) Until ownership of the Goods has passed to the Customer the Customer;

(i) shall insure the Goods against any loss or damage with an insurance office of repute.

(ii) shall store the Goods separately or in some other way ensure that they are readily identifiable as the property of The Company.

(iii) irrevocably authorise the representative of The Company at any time and from time to time (whether or not payment is due) to repossess the Goods and for such purpose to enter any premises occupied by the Customer or where the Goods are or are thought to be and to sever the Goods from anything to which they are attached without being responsible for any damage caused.

(iv) shall keep the Goods free from any charge, lien or other encumbrance.

(c) If, while under The Company's ownership, the Goods or any of them are processed or

incorporated into other Goods ("the New Goods") then, provided the Goods remain a readily identifiable and removable part of the New Goods, the provisions of conditions (a) and (b) shall apply.

(d) The Company (acting on its own account, not as agent for the Customer) may sell or agree to sell any of the Goods or the New Goods in The Company's possession on such terms as it may in its sole discretion consider appropriate.

(e) The Company shall be entitled to a general lien over all Goods and materials of the Customer which is in The Company's possession or control from time to time for any sums due at any time whatsoever to The Company.

(f) Nothing in this condition shall confer any right upon the Customer to refuse or delay payment therefore.

LIMITATION OF LIABILITIES

20. (a) Goods may be delivered in cartons, bundles, returnable containers, loose or in other packaging. In any case where it is established to the satisfaction of The Company that the Goods have been damaged or lost (whether wholly or in part) in transit The Company will, at its own cost, repair or replace same provided that

(i) in the case of partial loss or damage, the Customer has returned to The Company's representative (or where the Goods have been delivered by a Carrier his representative) The Company' receipt note duly signed by the Customer's representative and indicating thereon as shortage of or damage to cartons, bundles, returnable containers, loose Goods or other such packages as shall make up the delivery and full particulars are notified directly to The Company in writing within three working days of delivery:

(ii) in the case of damage, the Goods and their packaging are retained by the Customer for inspection by The Company's representative. The Company will not be liable for any loss or damage in transit, except as above.

(b) Where it is established to the satisfaction of The Company that Goods delivered by them or collected by the Customer, contain at the time of receipt by the Customer some defect in quality (not being a defect caused by some act or neglect of the Customer or a third party) and the Goods are returned to The Company at the Customer's expense within three months of despatch to the Customer, The Company will at its own cost repair or replace them (the choice being at The Company's option).

((c) Save as aforesaid and to the extent permitted by law The Company will not be liable to the Customer for any loss or damage whatsoever suffered as a result of a defect in quality or defective installation or the fact that the Goods are not fit for a particular purpose save for the conditions implied by section 12 of the Sale of Goods Act 1979 and without prejudice to the generality of the foregoing any implied term, condition or warranty statutory or otherwise as to the quality of the Goods sold or their fitness for any particular purpose or as to their correspondence with any description or sample is hereby excluded.

21. No warranty or representation given by or on behalf of The Company including without prejudice to the generality of the foregoing any advice as to the installation quantities use or performance of Goods supplied by The Company shall be binding upon The Company unless specifically stated in writing by The Company to be incorporated in the contract. Nothing in these Conditions excludes or limits the liability of The Company for death or personal injury caused by The Company's negligence or fraudulent misrepresentation.

CONSEQUENTIAL LOSS

22. Without prejudice to the generality of the foregoing provisions The Company shall not in any event be liable to the Customer for any indirect or consequential loss of or damage (whether for loss of profit, loss of business, depletion of goodwill or otherwise) costs, expenses or other claims for consequential compensation whatsoever (howsoever caused) which arise out of or in connection with the Contract.

INSOLVENCY AND BREACH OF CONTRACT

23. The Company shall have the option (without prejudice to any of its other rights against the Customer) by notice in writing to the Customer to rescind the contract or to suspend delivery in the following events:

(i) should any sum owing by the Customer to The Company be overdue.

(ii) should the Customer be in breach of any term of the contract with The Company.

(iii) should the Customer enter into any composition or arrangement with, or for the benefit of its creditors or have a receiving order in bankruptcy made against him or (if a body corporate) should it go into liquidation either voluntary or compulsory or under supervision or have a receiver and/or manager administrative receiver or administrator appointed over all or any part of its assets, or in Scotland should the Customer become notour bankrupt, or sequestrated, or a receiver, or judicial factor, or trustee is appointed, for any portion of the Customer's estate or effects or suffer any arrestment charge pending or other diligence to be issued or levied upon the Customer his estate or effects.

HEALTH AND SAFETY

24. As The Company is under a duty pursuant to S 6 of the Health and Safety at Work Act 1974 in respect of the design, manufacture and supply of any article for use at work, the Customer shall be deemed to have been afforded by The Company reasonable opportunity for the testing and examination of Goods or materials in respect of their safety and risk to health prior to delivery to the Customer, and he shall be deemed to have been afforded by The Company adequate information about the Goods and materials in respect of the use for which they are designed, and have been tested, and of any conditions necessary to ensure that when put to that use they will be safe and without risk to health, whether or not the said information has been requested by the Customer.

INDUSTRIAL AND INTELLECTUAL PROPERTY RIGHTS

25. The Company is the proprietor or beneficial owners of patents, registered designs, trademarks and tradenames, copyright or other industrial or intellectual property rights relating to the Goods and The Company reserves all such rights to itself and no authorisation of licence is granted to the Customer to use the Goods or any drawing or specifications relating to the same provided to the Customer by The Company otherwise than for the purpose provided.

FORCE MAJEURE

26. The Company reserves the right to defer the date of delivery or to cancel the Contract or reduce the volume of the Goods ordered by the Customer (without liability to the Customer) if it is prevented from or delayed in the carrying on of its business due to circumstances beyond the reasonable control of the Company including without limitation, acts of God, Governmental actions, war or national emergency, riot, civil commotion, fire, explosion, flood, epidemic, lock out, strikes or other labour disputes (whether or not relating to either party's workforce) or restraints or delays affecting carriers or inability or delay in obtaining supplies of adequate suitable materials.

WAIVER

27. Forbearance or indulgence by The Company shown or granted to the Customer whether in respect of these Conditions of Sale or otherwise, shall not affect or prejudice the rights of The Company against the Customer or be taken as a waiver of any of these Conditions of Sale.

GOVERNING LAW

28. Any contract incorporating these Conditions of Sale shall be governed by and construed in accordance with the laws of England and The Company and the Customer hereby agree to submit to the jurisdiction of the English Courts.

HEADNOTES

29. The head notes to these Conditions have been inserted for convenience and shall not affect their construction.

Geberit Sales Ltd

Geberit House, Edgehill Drive

Warwick, Warwickshire

CV34 6NH

Effective July 2018

Abbreviation

Abbreviation	Designation
l1	length, partial dimension (cm)
L2	length (cm)
l2	length, partial dimension (cm)
L3	length (cm)
l3	length, partial dimension (cm)
La	linear expansion (cm)
IK	grip length, screw (cm)
M	metric thread (mm)
m	bolt hole diameter (cm)
n	number of bolts, flange connection (PC)
PN	nominal pressure (bar)
R	taper external thread (")
r	radius (cm)
DN	nominal width
R1	taper external thread (")
Rg	round thread (")
Rp	taper internal pipe thread (")
Rp1	taper internal pipe thread (")
Rp2	taper internal pipe thread (")
S	pipe series
s	wall thickness (mm)
s1	wall thickness (mm)
SW	spanner width (mm)
A	projection (cm)
s ISO	wall thickness (for labels) (mm)
a	partial dimension (cm)
A1	projection (cm)
V	measuring range, volumetric flow rate (l/min)
a1	partial dimension (cm)
AB	connection area (mm)
AB1	connection area (mm)
AB2	connection area (mm)
Acm²	clear cross-sectional area (cm²)
AD	connecting distance (cm)
arc	angle (°)
AD1	connecting distance (cm)
B	width (cm)
b	partial dimension (cm)
B1	width (cm)
c	flange hole diameter (mm)
d, ø	outer diameter (mm)
UNC	inch thread
D	outer diameter (cm)
d1, ø	outer diameter (mm)
D1	outer diameter (cm)
d2, ø	outer diameter (mm)
d3, ø	outer diameter (mm)
da	outer pipe diameter (mm)

Abbreviation	Designation
di, ø	inner diameter (mm)
DN/OD	nominal width
DN	nominal width
E	insertion depth (cm)
E1	insertion depth (cm)
G	pipe thread (")
G1	pipe thread (")
X	leg length / L-dimension (cm)
X1	leg length / L-dimension (cm)
G2	pipe thread (")
X2	leg length / L-dimension (cm)
H	height (cm)
X3	leg length / L-dimension (cm)
h	height, partial dimension (cm)
H1	height (cm)
X4	leg length / L-dimension (cm)
h1	height, partial dimension (cm)
X5	leg length / L-dimension (cm)
h2	height, partial dimension (cm)
h3	height, partial dimension (cm)
k	flange, diameter of bolt circle (cm)
X6	leg length / L-dimension (cm)
Z	Z-dimension (cm)
Z1	Z-dimension (cm)
Z2	Z-dimension (cm)
Z3	Z-dimension (cm)
Z4	Z-dimension (cm)
K	maximum cutting (cm)
Z5	Z-dimension (cm)
K1	maximum cutting (cm)
Z6	Z-dimension (cm)
K2	maximum cutting (cm)
K3	maximum cutting (cm)
KL	cable length (cm)
L	length (cm)
l	length, partial dimension (cm)
L	L / length (m)
L1	length (cm)

Index

Art. no.	Page
152.149.16.1	33
152.150.16.1	33
152.151.16.1	33
152.152.16.1	33
152.153.16.1	33
152.154.16.1	33
152.155.16.1	33
152.197.16.1	33
152.198.16.1	33
152.495.00.1	61
152.496.00.1	61
152.651.16.1	33
152.652.16.1	33
152.654.16.1	33
152.657.16.1	33
152.658.16.1	33
152.661.16.1	33
152.682.00.1	61
152.689.00.1	61
152.690.00.1	61
152.691.00.1	61
152.692.00.1	61
152.693.00.1	61
152.694.00.1	61
152.796.00.1	61
153.566.16.1	61
240.331.00.1	58
240.332.00.1	58
240.474.00.1	181
240.813.00.1	61
241.785.00.1	64
241.786.00.1	64
241.787.00.1	64
241.790.00.1	64
241.791.00.1	64
241.792.00.1	118
241.793.00.1	118
241.794.00.1	118
241.795.00.1	118
241.796.00.1	118
241.797.00.1	119
241.798.00.1	120
241.799.00.1	120
241.885.00.1	120
241.899.00.1	43
242.278.00.1	64
242.279.00.1	64
242.280.00.1	64
242.281.00.1	118
242.282.00.1	118
242.283.00.1	118
242.462.00.1	185
242.827.00.1	186
242.828.00.1	186

Art. no.	Page
242.922.00.1	60
242.923.00.1	60
242.924.00.1	60
242.925.00.1	60
242.926.00.1	60
242.927.00.1	60
242.928.00.1	60
242.929.00.1	60
242.930.00.1	60
242.931.00.1	60
244.126.00.1	64
244.127.00.1	64
300.007.00.2	125
305.000.14.1	72
305.002.14.1	86
305.003.14.3	86
305.005.14.1	93
305.040.14.3	91
305.054.14.1	76
305.058.14.1	77
305.150.14.1	72
305.300.14.1	72
305.450.14.1	72
305.600.14.1	73
305.670.14.1	72
305.812.26.1	91
305.880.14.1	74
305.885.14.1	73
305.904.14.1	90
305.905.14.1	89
305.906.14.1	89
305.907.14.1	90
305.921.00.1	124
306.000.14.1	72
306.002.14.1	86
306.008.14.1	75
306.050.14.1	81
306.054.14.1	76
306.058.14.1	77
306.064.14.1	76
306.068.14.1	77
306.150.14.1	72
306.300.14.1	72
306.450.14.1	72
306.600.14.1	73
306.812.26.1	91
306.880.14.1	74
306.885.14.1	73
306.906.14.1	89
307.000.14.1	72
307.002.14.1	86
307.003.14.3	86
307.005.14.1	93
307.006.00.1	131

Art. no.	Page
307.012.14.1	85
307.050.14.1	81
307.054.14.1	76
307.058.14.1	77
307.060.14.1	81
307.064.14.1	76
307.068.14.1	77
307.074.14.1	76
307.078.14.1	77
307.150.14.1	72
307.300.14.1	72
307.333.14.1	83
307.345.14.1	82
307.450.14.1	72
307.600.14.1	73
307.670.14.1	72
307.812.26.1	91
307.880.14.1	74
307.885.14.1	73
308.000.14.1	72
308.002.14.1	86
308.003.14.3	86
308.005.14.1	93
308.012.14.1	85
308.014.14.1	74
308.050.14.1	81
308.054.14.1	76
308.058.14.1	77
308.060.14.1	81
308.064.14.1	76
308.068.14.1	77
308.070.14.1	81
308.074.14.1	76
308.078.14.1	77
308.081.14.1	81
308.082.14.1	78
308.083.14.1	78
308.084.14.1	76
308.088.14.1	77
308.089.14.1	77
308.150.14.1	72
308.300.14.1	72
308.333.14.1	83
308.450.14.1	72
308.600.14.1	73
308.670.14.1	72
308.811.14.1	79
308.812.26.1	91
308.815.14.1	80
308.817.14.1	80
308.871.14.1	81
308.872.14.1	80
308.880.14.1	74
308.881.14.1	88

Art. no.	Page
308.883.14.1	88
308.885.14.1	73
310.000.14.1	72
310.002.14.1	86
310.003.14.3	86
310.005.14.1	93
310.006.00.1	130
310.007.00.1	131
310.008.14.1	75
310.012.14.1	85
310.014.14.1	74
310.048.14.1	75
310.049.14.1	84
310.050.14.1	82
310.051.14.1	83
310.052.14.1	82
310.053.14.1	84
310.054.14.1	76
310.058.14.1	77
310.060.14.1	82
310.062.14.1	82
310.064.14.1	76
310.068.14.1	77
310.070.14.1	82
310.072.14.1	82
310.074.14.1	76
310.078.14.1	77
310.080.14.1	82
310.081.14.1	81
310.082.14.1	82
310.083.14.1	78
310.084.14.1	76
310.088.14.1	77
310.101.14.1	81
310.102.14.1	78
310.104.14.1	76
310.105.14.1	79
310.108.14.1	77
310.115.14.1	80
310.117.14.1	80
310.150.14.1	72
310.171.14.1	81
310.172.14.1	80
310.300.14.1	72
310.334.14.1	83
310.345.14.1	82
310.445.14.1	79
310.450.14.1	72
310.600.14.1	73
310.670.14.1	72
310.811.14.1	79
310.812.26.1	91
310.813.14.1	79
310.815.14.1	80

Art. no.	Page
310.817.14.1	80
310.871.14.1	81
310.872.14.1	80
310.880.14.1	74
310.881.14.1	88
310.883.14.1	88
310.885.14.1	73
310.921.00.1	124
312.812.26.1	91
315.001.14.1	72
315.002.14.1	86
315.003.14.3	86
315.005.14.1	93
315.012.14.1	85
315.100.14.1	82
315.104.14.1	76
315.108.14.1	78
315.144.14.1	76
315.148.14.1	77
315.150.14.1	72
315.300.14.1	72
315.333.14.1	83
315.450.14.1	72
315.812.26.1	91
315.813.26.1	91
315.885.14.1	73
348.300.00.1	124
348.301.00.1	124
348.302.00.1	124
348.303.00.1	124
348.304.00.1	124
348.305.00.1	124
348.306.00.1	124
356.010.00.1	125
356.011.00.1	125
356.012.00.1	125
356.013.00.1	125
356.014.00.1	125
356.015.00.1	125
356.016.00.1	126
356.100.00.1	170
356.102.00.1	170
356.103.00.1	170
356.116.00.1	170
356.118.00.1	186
356.201.00.1	174
356.203.00.1	173
356.831.00.1	185
357.449.00.1	183
357.599.00.1	180
357.600.00.1	180
357.751.00.1	181
357.800.00.1	183
358.004.00.1	150
358.012.00.1	153
358.024.00.1	158

Art. no.	Page
358.026.00.1	159
358.060.00.1	152
358.061.00.1	153
358.062.00.1	154
358.501.00.1	188
358.502.00.1	186
358.503.00.1	186
358.504.00.1	186
358.729.00.1	185
358.759.00.1	180
358.760.00.1	180
358.829.00.1	151
359.007.00.1	142
359.009.P0.1	184
359.013.00.1	159
359.037.00.1	159
359.038.00.1	158
359.046.1P.1	178
359.046.P2.1	177
359.047.P2.1	178
359.052.00.1	182
359.053.00.1	182
359.054.00.1	182
359.056.00.1	182
359.057.00.1	182
359.059.00.1	181
359.060.P2.1	179
359.082.P2.1	178
359.084.P2.1	179
359.098.00.1	140
359.099.00.1	140
359.100.00.1	142
359.101.00.1	144
359.102.00.1	143
359.105.00.1	137
359.107.00.1	137
359.108.00.1	139
359.109.00.1	139
359.111.00.1	141
359.112.00.1	141
359.113.00.1	143
359.114.00.1	144
359.117.00.1	138
359.118.00.1	138
359.119.00.1	150
359.122.00.1	150
359.123.00.1	153
359.124.00.1	152
359.126.00.1	151
359.133.00.1	161
359.147.00.1	160
359.268.16.1	31
359.309.00.1	37
359.311.00.1	37
359.313.00.1	37
359.330.00.1	31

Art. no.	Page
359.421.00.1	38
359.423.00.1	38
359.424.00.2	30
359.426.00.2	30
359.427.00.2	30
359.428.00.2	30
359.429.00.2	30
359.430.00.2	30
359.432.00.2	30
359.433.00.2	30
359.434.00.2	30
359.435.00.2	30
359.436.00.2	30
359.437.00.2	30
359.438.00.2	30
359.439.00.2	30
359.440.00.2	30
359.441.00.2	30
359.442.00.2	30
359.443.00.2	30
359.444.00.2	30
359.445.00.2	30
359.448.00.2	30
359.449.00.2	30
359.450.00.2	30
359.454.00.1	30
359.455.00.1	30
359.456.00.1	30
359.457.00.1	30
359.458.00.1	30
359.459.00.1	30
359.461.16.1	32
359.462.00.1	30
359.464.00.1	30
359.504.00.1	152
359.575.00.1	149
359.579.00.1	149
359.635.00.1	151
359.641.1P.2	175
359.641.P5.2	175
359.662.00.1	173
359.663.00.1	185
359.665.1P.2	176
359.665.P5.2	175
359.673.00.1	176
359.675.P5.2	176
359.683.00.1	185
359.691.00.1	184
359.696.00.1	184
359.720.00.1	189
359.778.00.1	177
359.797.00.1	180
359.799.00.1	180
359.804.00.1	184
359.807.00.1	184
359.809.00.1	182

Art. no.	Page
359.811.00.1	182
359.812.00.1	182
359.813.00.1	182
359.814.00.1	182
359.816.00.1	182
359.817.00.1	182
359.818.00.1	182
359.819.00.1	182
359.822.00.1	182
359.835.00.1	183
359.836.00.1	183
359.860.00.1	186
359.884.00.1	183
359.886.00.2	177
359.900.00.1	130
359.903.00.1	185
359.912.00.1	187
359.915.00.1	187
359.916.00.1	187
359.917.00.1	188
359.922.00.1	188
359.923.00.1	188
359.924.00.1	188
359.925.00.1	188
359.926.00.1	188
359.930.00.1	189
359.969.00.1	131
360.000.16.0	10
360.045.16.1	11
360.055.16.1	12
360.061.16.1	42
360.108.16.1	14
360.109.16.1	14
360.158.16.1	16
360.159.16.1	16
360.557.16.1	23
360.700.16.1	28
360.719.16.1	37
360.720.16.1	37
360.721.16.1	37
360.722.16.1	32
360.723.16.1	32
360.740.16.1	34
360.750.16.1	35
360.771.16.1	27
360.772.16.1	40
360.779.16.3	29
360.780.16.1	36
360.781.16.1	58
360.782.16.1	63
360.783.00.1	62
360.784.16.1	33
360.789.00.1	59
360.802.92.1	58
360.812.16.1	57
360.822.00.1	149

Art. no.	Page
360.841.00.2	47
360.842.00.1	48
360.843.00.2	48
360.850.00.1	56
360.861.00.1	146
361.000.16.0	10
361.045.16.1	11
361.055.16.1	12
361.065.16.1	42
361.080.16.1	41
361.088.16.1	11
361.109.16.1	14
361.112.16.1	14
361.159.16.1	16
361.162.16.1	16
361.459.16.1	20
361.462.16.1	20
361.498.16.1	21
361.557.16.1	23
361.558.16.1	22
361.559.16.1	23
361.666.16.1	167
361.673.00.1	126
361.700.16.1	28
361.719.16.1	37
361.720.16.1	37
361.721.16.1	37
361.722.16.1	37
361.723.16.1	37
361.726.16.1	36
361.727.16.1	36
361.728.16.1	32
361.740.16.1	34
361.742.00.1	62
361.743.26.1	39
361.744.16.1	39
361.745.00.1	39
361.748.00.1	38
361.750.16.1	35
361.752.16.3	29
361.771.16.1	27
361.772.16.1	40
361.776.16.1	51
361.779.16.3	29
361.780.16.1	36
361.781.16.1	58
361.782.16.1	63
361.783.00.1	62
361.784.16.1	33
361.789.00.1	59
361.802.92.1	58
361.812.16.1	57
361.822.00.1	149
361.841.00.2	47
361.842.00.1	48
361.843.00.2	48

Art. no.	Page
361.850.00.1	56
361.856.00.1	50
361.861.00.1	146
361.872.16.1	13
361.929.16.1	57
362.708.00.1	59
362.769.00.1	59
362.771.00.1	60
362.781.16.1	58
362.782.16.1	63
362.783.00.1	62
362.790.00.1	59
362.826.26.1	52
362.828.26.1	52
362.833.00.1	56
362.834.26.1	54
362.835.00.1	55
362.836.00.1	54
362.837.00.1	52
362.837.26.1	53
362.839.26.1	53
362.842.26.1	56
362.843.26.1	55
362.844.26.1	55
362.846.00.1	50
362.848.26.1	52
362.851.26.1	51
362.852.26.1	54
362.853.26.1	54
362.854.26.1	54
362.855.26.1	54
362.856.26.1	56
362.857.26.1	54
362.858.26.1	54
362.859.26.1	54
362.862.26.1	145
362.863.26.1	145
362.864.26.1	145
362.865.26.1	145
362.868.26.1	52
362.869.26.1	52
362.874.26.1	53
362.875.26.1	55
362.876.26.1	55
362.877.26.1	55
362.878.26.1	55
362.879.26.1	55
362.880.26.1	55
363.000.16.0	10
363.045.16.1	11
363.055.16.1	12
363.061.16.1	42
363.083.16.1	41
363.088.16.1	11
363.112.16.1	14
363.115.16.1	14

Art. no.	Page
363.162.16.1	16
363.165.16.1	16
363.457.16.1	21
363.462.16.1	20
363.465.16.1	20
363.558.16.1	22
363.559.16.1	23
363.560.16.1	23
363.561.16.1	22
363.673.00.1	126
363.674.00.1	127
363.700.16.1	28
363.724.16.1	37
363.728.16.1	36
363.740.16.1	34
363.742.00.1	62
363.744.16.1	39
363.745.00.1	39
363.748.00.1	38
363.749.16.1	35
363.750.16.1	35
363.771.16.1	27
363.772.16.1	40
363.774.16.1	44
363.776.16.1	51
363.779.16.3	29
363.780.16.1	36
363.781.16.1	58
363.782.16.1	63
363.783.00.1	62
363.789.00.1	59
363.802.92.1	58
363.812.16.1	57
363.822.00.1	149
363.841.00.2	47
363.842.00.1	48
363.843.00.2	48
363.850.00.1	56
363.856.00.1	50
363.861.00.1	146
363.862.00.1	148
363.863.00.1	147
363.864.00.1	147
363.873.16.1	13
363.929.16.1	57
363.931.16.1	34
363.932.16.1	35
364.000.16.0	10
364.045.16.1	11
364.055.16.1	12
364.084.16.1	41
364.088.16.1	11
364.109.16.1	14
364.112.16.1	14
364.115.16.1	14
364.120.16.1	14

Art. no.	Page
364.159.16.1	16
364.162.16.1	16
364.165.16.1	16
364.170.16.1	16
364.270.16.1	18
364.320.16.1	17
364.370.16.1	18
364.451.16.1	24
364.462.16.1	20
364.465.16.1	20
364.558.16.1	22
364.559.16.1	23
364.560.16.1	23
364.561.16.1	22
364.565.16.1	23
364.566.16.1	22
364.600.16.1	19
364.605.16.1	19
364.610.16.1	19
364.700.16.1	28
364.724.16.1	37
364.728.16.1	36
364.730.16.1	46
364.740.16.1	34
364.744.16.1	39
364.749.16.1	35
364.750.16.1	35
364.752.16.3	29
364.753.16.1	34
364.771.16.1	27
364.772.16.1	40
364.776.16.1	51
364.779.16.3	29
364.780.16.1	36
364.781.16.1	58
364.782.16.1	63
364.783.00.1	62
364.789.00.1	59
364.802.92.1	58
364.812.16.1	57
364.822.00.1	149
364.841.00.2	47
364.842.00.1	48
364.843.00.2	48
364.850.00.1	56
364.861.00.1	146
364.873.16.1	13
364.874.16.1	13
364.989.16.2	26
365.000.16.0	10
365.045.16.1	11
365.046.16.1	12
365.055.16.1	12
365.088.16.1	11
365.109.16.1	14
365.112.16.1	14

Art. no.	Page
365.115.16.1	14
365.120.16.1	14
365.125.16.1	14
365.159.16.1	16
365.162.16.1	16
365.165.16.1	16
365.170.16.1	16
365.175.16.1	16
365.275.16.1	18
365.325.16.1	17
365.375.16.1	18
365.451.16.1	24
365.465.16.1	20
365.470.16.1	20
365.558.16.1	22
365.559.16.1	23
365.560.16.1	23
365.561.16.1	22
365.565.16.1	23
365.566.16.1	22
365.570.16.1	23
365.571.16.1	22
365.600.16.1	19
365.605.16.1	19
365.610.16.1	19
365.673.00.1	126
365.700.16.1	28
365.725.16.1	37
365.729.16.1	36
365.730.16.1	46
365.740.16.1	34
365.742.00.1	62
365.744.16.1	39
365.745.00.1	39
365.748.00.1	38
365.750.16.1	35
365.771.16.1	27
365.772.16.1	40
365.776.16.1	51
365.779.16.3	29
365.780.16.1	36
365.781.16.1	58
365.782.16.1	63
365.783.00.1	62
365.784.16.1	33
365.789.00.1	59
365.802.92.1	58
365.812.16.1	57
365.813.16.1	47
365.822.00.1	149
365.841.00.2	47
365.842.00.1	48
365.843.00.2	48
365.850.00.1	56
365.856.00.1	50
365.861.00.1	146

Art. no.	Page
365.929.16.1	57
365.931.16.1	34
365.932.16.1	35
365.989.16.2	26
366.000.16.0	10
366.041.16.1	44
366.042.16.1	44
366.043.16.1	44
366.044.16.1	44
366.045.16.1	11
366.046.16.1	44
366.047.16.1	44
366.048.16.1	44
366.055.16.1	12
366.061.16.1	42
366.088.16.1	11
366.109.16.1	14
366.112.16.1	14
366.115.16.1	14
366.120.16.1	14
366.125.16.1	14
366.130.16.1	14
366.159.16.1	16
366.162.16.1	16
366.165.16.1	16
366.170.16.1	16
366.175.16.1	16
366.180.16.1	16
366.280.16.1	18
366.330.16.1	17
366.380.16.1	18
366.451.16.1	24
366.550.16.1	33
366.559.16.1	23
366.560.16.1	23
366.561.16.1	22
366.565.16.1	23
366.566.16.1	22
366.570.16.1	23
366.571.16.1	22
366.575.16.1	23
366.576.16.1	22
366.605.16.1	19
366.700.16.1	28
366.730.16.1	46
366.740.16.1	34
366.742.00.1	62
366.743.26.1	39
366.744.16.1	39
366.745.00.1	39
366.748.00.1	38
366.750.16.1	35
366.771.16.1	27
366.772.16.1	40
366.776.16.1	51
366.779.16.3	29

Art. no.	Page
366.780.16.1	36
366.781.16.1	58
366.782.16.1	63
366.783.00.1	62
366.784.16.1	33
366.789.00.1	59
366.802.92.1	58
366.812.16.1	57
366.820.92.1	64
366.841.00.2	47
366.842.00.1	48
366.843.00.2	48
366.850.00.1	56
366.861.00.1	146
366.887.16.1	46
366.888.16.1	41
366.898.16.1	45
366.929.16.1	57
366.932.16.1	35
366.989.16.2	26
367.000.16.0	10
367.003.16.1	21
367.009.16.1	113
367.015.16.1	12
367.030.16.1	12
367.045.16.1	11
367.046.16.1	12
367.055.16.1	12
367.070.16.1	42
367.088.16.1	11
367.109.16.1	14
367.112.16.1	14
367.115.16.1	14
367.120.16.1	14
367.125.16.1	14
367.130.16.1	14
367.135.16.1	14
367.159.16.1	16
367.162.16.1	16
367.163.16.1	15
367.165.16.1	16
367.170.16.1	16
367.175.16.1	16
367.180.16.1	16
367.185.16.1	16
367.209.16.1	17
367.212.16.1	17
367.235.16.1	17
367.262.16.1	18
367.265.16.1	18
367.270.16.1	18
367.275.16.1	18
367.280.16.1	18
367.285.16.1	18
367.315.16.1	17
367.320.16.1	17

Art. no.	Page
367.325.16.1	17
367.330.16.1	17
367.335.16.1	17
367.362.16.1	18
367.365.16.1	18
367.370.16.1	18
367.375.16.1	18
367.380.16.1	18
367.385.16.1	18
367.445.16.1	20
367.451.16.1	24
367.453.16.1	24
367.454.16.1	24
367.458.16.1	21
367.471.16.1	36
367.480.16.1	20
367.481.16.1	20
367.485.16.1	44
367.550.16.1	33
367.551.16.1	33
367.558.16.1	22
367.559.16.1	23
367.560.16.1	23
367.561.16.1	22
367.565.16.1	23
367.566.16.1	22
367.570.16.1	23
367.571.16.1	22
367.575.16.1	23
367.576.16.1	22
367.580.16.1	23
367.581.16.1	22
367.600.16.1	19
367.605.16.1	19
367.610.16.1	19
367.612.16.1	26
367.614.16.1	25
367.615.16.1	13
367.616.16.1	14
367.673.00.1	126
367.674.00.1	127
367.700.16.1	28
367.708.00.1	59
367.730.16.1	46
367.739.16.1	32
367.740.16.1	34
367.742.00.1	62
367.744.16.1	39
367.745.00.1	39
367.748.00.1	38
367.750.16.1	35
367.771.16.1	27
367.772.16.1	40
367.776.16.1	51
367.779.16.3	29
367.780.16.1	36

Art. no.	Page
367.781.16.1	58
367.782.16.1	63
367.783.00.1	62
367.784.16.1	33
367.789.00.1	59
367.792.16.1	42
367.794.16.1	45
367.802.92.1	58
367.809.16.1	59
367.810.16.1	59
367.812.16.1	57
367.813.16.1	47
367.819.92.1	64
367.841.00.2	47
367.842.00.1	48
367.843.00.2	48
367.850.00.1	56
367.856.00.1	50
367.861.00.1	146
367.880.16.1	41
367.887.16.1	46
367.888.16.1	41
367.898.16.1	45
367.903.16.1	43
367.904.16.1	44
367.923.16.1	43
367.925.16.1	42
367.928.16.1	25
367.929.16.1	57
367.932.16.1	35
367.945.16.1	40
367.988.00.1	59
367.989.16.2	26
367.997.16.1	43
368.000.16.0	10
368.045.16.1	11
368.055.16.1	12
368.088.16.1	11
368.120.16.1	14
368.125.16.1	14
368.130.16.1	14
368.135.16.1	14
368.139.16.1	14
368.162.16.1	16
368.165.16.1	16
368.170.16.1	16
368.175.16.1	16
368.180.16.1	16
368.185.16.1	16
368.189.16.1	16
368.285.16.1	18
368.335.16.1	17
368.385.16.1	18
368.451.16.1	24
368.453.16.1	24
368.454.16.1	24

Art. no.	Page
368.550.16.1	33
368.561.16.1	22
368.566.16.1	22
368.570.16.1	23
368.571.16.1	22
368.575.16.1	23
368.576.16.1	22
368.580.16.1	23
368.581.16.1	22
368.584.16.1	22
368.585.16.1	23
368.586.16.1	22
368.600.16.1	19
368.605.16.1	19
368.610.16.1	19
368.673.00.1	126
368.700.16.1	28
368.739.16.1	32
368.742.00.1	62
368.744.16.1	39
368.745.00.1	39
368.748.00.1	38
368.771.16.1	27
368.776.16.1	51
368.779.16.3	29
368.789.00.1	59
368.802.92.1	58
368.812.16.1	57
368.841.00.2	47
368.842.00.1	48
368.843.00.2	48
368.850.00.1	56
368.861.00.1	146
368.989.16.2	26
369.000.16.0	10
369.001.16.1	26
369.015.16.1	12
369.030.16.1	12
369.045.16.1	11
369.055.16.1	12
369.088.16.1	11
369.125.16.1	14
369.130.16.1	14
369.135.16.1	14
369.139.16.1	14
369.145.16.1	14
369.175.16.1	16
369.185.16.1	16
369.189.16.1	16
369.195.16.1	16
369.285.16.1	18
369.335.16.1	17
369.385.16.1	18
369.451.16.1	24
369.453.16.1	24
369.454.16.1	24

Art. no.	Page
369.535.16.1	23
369.550.16.1	33
369.551.16.1	33
369.584.16.1	22
369.586.16.1	22
369.587.16.1	22
369.588.16.1	22
369.591.16.1	22
369.605.16.1	19
369.610.16.1	19
369.700.16.1	28
369.739.16.1	32
369.742.00.1	62
369.743.26.1	39
369.744.16.1	39
369.745.00.1	39
369.748.00.1	38
369.771.16.1	27
369.776.16.1	51
369.779.16.3	29
369.789.00.1	59
369.802.92.1	58
369.812.16.1	57
369.841.00.2	47
369.842.00.1	48
369.843.00.2	48
369.861.00.1	146
369.929.16.1	57
369.989.16.2	26
370.000.16.0	10
370.015.16.1	12
370.030.16.1	12
370.045.16.1	11
370.050.16.0	10
370.055.16.1	12
370.125.16.1	14
370.135.16.1	14
370.139.16.1	14
370.145.16.1	14
370.146.16.1	14
370.180.16.1	16
370.185.16.1	16
370.189.16.1	16
370.195.16.1	16
370.196.16.1	16
370.454.16.1	24
370.584.16.5	22
370.587.16.5	22
370.594.16.5	22
370.700.16.1	28
370.738.16.1	31
370.739.16.1	32
370.742.00.1	62
370.744.16.1	39
370.745.00.1	39
370.748.00.1	38

Art. no.	Page
370.751.16.1	50
370.775.16.1	27
370.776.16.1	51
370.812.16.1	57
370.840.00.1	49
370.841.00.1	49
370.846.00.1	50
370.861.26.1	146
371.000.16.0	10
371.015.16.1	12
371.030.16.1	12
371.045.16.1	12
371.050.16.0	10
371.055.16.1	12
371.135.16.1	14
371.139.16.1	14
371.145.16.1	14
371.146.16.1	14
371.147.16.1	14
371.185.16.1	16
371.189.16.1	16
371.195.16.1	16
371.196.16.1	16
371.197.16.1	16
371.454.16.1	24
371.596.16.1	22
371.700.16.1	28
371.738.16.1	31
371.739.16.1	32
371.742.00.1	62
371.743.26.1	39
371.744.16.1	39
371.745.00.1	39
371.748.00.1	38
371.751.16.1	50
371.775.16.1	27
371.776.16.1	51
371.840.00.1	49
371.841.00.1	49
371.861.00.1	148
371.862.00.1	149
372.000.16.0	10
372.015.16.1	12
372.030.16.1	12
372.045.16.1	12
372.050.16.0	10
372.055.16.1	12
372.135.16.1	14
372.139.16.1	14
372.145.16.1	14
372.146.16.1	14
372.147.16.1	14
372.148.16.1	14
372.185.16.1	16
372.189.16.1	16
372.195.16.1	16

Art. no.	Page
372.196.16.1	16
372.197.16.1	16
372.198.16.1	16
372.454.16.1	24
372.596.16.1	22
372.598.16.1	22
372.700.16.1	28
372.738.16.1	31
372.739.16.1	32
372.742.00.1	62
372.743.26.1	39
372.744.16.1	39
372.745.00.1	39
372.748.00.1	38
372.751.16.1	50
372.775.16.1	27
372.776.16.1	51
372.840.00.1	49
372.841.00.1	49
372.861.00.1	148
372.862.00.1	149
379.000.16.0	10
379.055.16.1	12
379.108.16.1	14
379.158.16.1	16
379.701.16.1	32
379.740.16.1	34
379.750.16.1	35
379.768.16.3	45
379.772.16.1	40
379.780.16.1	36
379.781.16.1	58
379.782.16.1	63
379.783.00.1	62
379.791.16.1	28
379.812.16.1	57
387.282.00.1	61
388.020.00.1	165
388.021.00.1	166
388.022.00.1	166
388.023.00.1	165
388.032.00.1	167
388.123.24.1	164
388.124.28.1	164
390.004.14.1	100
390.005.14.1	100
390.006.14.1	100
390.007.14.1	100
390.008.14.1	112
390.013.14.1	101
390.014.14.1	101
390.016.14.1	111
390.017.14.1	112
390.020.14.1	102
390.021.14.1	102
390.022.14.1	102

Art. no.	Page
390.023.14.1	102
390.024.14.1	102
390.030.14.1	103
390.046.14.1	104
390.080.14.1	116
390.083.14.1	114
390.099.26.1	117
390.104.14.1	100
390.105.14.1	100
390.106.14.1	100
390.107.14.1	100
390.108.14.1	112
390.113.14.1	101
390.114.14.1	101
390.116.14.1	111
390.117.14.1	112
390.118.14.1	111
390.120.14.1	102
390.121.14.1	102
390.122.14.1	102
390.123.14.1	102
390.124.14.1	102
390.128.14.1	118
390.130.14.1	103
390.131.14.1	103
390.147.14.1	104
390.179.14.1	109
390.180.14.1	116
390.183.14.1	114
390.186.14.1	114
390.199.26.1	117
390.203.14.1	112
390.204.14.1	100
390.205.14.1	100
390.206.14.1	100
390.207.14.1	100
390.213.14.1	101
390.214.14.1	101
390.216.14.1	111
390.217.14.1	112
390.218.14.1	111
390.220.14.1	102
390.221.14.1	102
390.222.14.1	102
390.223.14.1	102
390.224.14.1	102
390.225.14.1	109
390.227.14.1	110
390.228.14.1	118
390.230.14.1	103
390.231.14.1	103
390.232.14.1	103
390.247.14.1	104
390.248.14.1	104
390.271.14.1	108
390.278.14.1	109

Art. no.	Page
390.279.14.1	108
390.281.14.1	116
390.283.14.1	114
390.284.14.1	114
390.286.14.1	115
390.287.14.1	115
390.289.14.1	115
390.295.14.1	113
390.296.14.1	87
390.299.26.1	117
390.304.14.1	100
390.305.14.1	100
390.306.14.1	100
390.307.14.1	100
390.308.14.1	112
390.313.14.1	101
390.314.14.1	101
390.316.14.1	111
390.317.14.1	112
390.318.14.1	111
390.320.14.1	102
390.321.14.1	102
390.322.14.1	102
390.323.14.1	102
390.324.14.1	102
390.327.14.1	110
390.328.14.1	118
390.331.14.1	103
390.332.14.1	103
390.333.14.1	103
390.347.14.1	104
390.348.14.1	104
390.349.14.1	104
390.372.14.1	108
390.373.14.1	108
390.395.14.1	113
390.396.14.1	87
390.399.26.1	117
390.404.14.1	100
390.405.14.1	100
390.406.14.1	100
390.407.14.1	100
390.408.14.1	112
390.413.14.1	101
390.414.14.1	101
390.416.14.1	111
390.417.14.1	112
390.418.14.1	111
390.420.14.1	102
390.421.14.1	102
390.422.14.1	102
390.423.14.1	102
390.424.14.1	102
390.427.14.1	110
390.428.14.1	118
390.432.14.1	103

Art. no.	Page
390.433.14.1	103
390.434.14.1	103
390.448.14.1	104
390.449.14.1	104
390.454.14.1	104
390.456.14.1	106
390.457.14.1	108
390.459.14.1	105
390.462.14.1	107
390.463.14.1	107
390.464.14.1	107
390.466.14.1	105
390.469.14.1	103
390.470.14.1	106
390.471.14.1	108
390.472.14.1	108
390.473.14.1	108
390.474.14.1	108
390.475.14.1	108
390.493.11.1	116
390.495.14.1	113
390.496.14.1	87
390.499.26.1	117
390.503.14.1	110
390.504.14.1	100
390.505.14.1	100
390.506.14.1	100
390.507.14.1	100
390.508.14.1	112
390.513.14.1	101
390.514.14.1	101
390.516.14.1	111
390.517.14.1	112
390.518.14.1	111
390.520.14.1	102
390.521.14.1	102
390.522.14.1	102
390.523.14.1	102
390.524.14.1	102
390.527.14.1	110
390.528.14.1	118
390.531.14.1	103
390.532.14.1	103
390.533.14.1	103
390.534.14.1	103
390.535.14.1	103
390.547.14.1	104
390.548.14.1	104
390.549.14.1	104
390.554.14.1	104
390.555.14.1	104
390.556.14.1	106
390.557.14.1	108
390.558.14.1	106
390.559.14.1	105
390.560.14.1	107

Art. no.	Page
390.561.14.1	106
390.562.14.1	107
390.563.14.1	107
390.564.14.1	107
390.565.14.1	107
390.566.14.1	105
390.567.14.1	105
390.569.14.1	103
390.570.14.1	106
390.571.14.1	108
390.572.14.1	108
390.573.14.1	108
390.574.14.1	108
390.575.14.1	108
390.576.14.1	108
390.577.14.1	108
390.578.14.1	106
390.592.11.1	116
390.593.11.1	116
390.595.14.1	113
390.596.14.1	87
390.599.26.1	117
390.603.14.1	110
390.604.14.1	100
390.605.14.1	100
390.606.14.1	100
390.607.14.1	100
390.608.14.1	112
390.613.14.1	101
390.614.14.1	101
390.616.14.1	111
390.617.14.1	112
390.618.14.1	111
390.620.14.1	102
390.621.14.1	102
390.622.14.1	102
390.623.14.1	102
390.624.14.1	102
390.627.14.1	110
390.628.14.1	118
390.634.14.1	103
390.635.14.1	103
390.636.14.1	103
390.650.14.1	104
390.651.14.1	104
390.652.14.1	104
390.662.14.1	105
390.665.14.1	105
390.675.14.1	108
390.695.14.1	113
390.699.26.1	117
390.703.14.1	110
390.704.14.1	100
390.705.14.1	100
390.706.14.1	100
390.707.14.1	100

Art. no.	Page
390.708.14.1	112
390.716.14.1	111
390.717.14.1	112
390.718.14.1	111
390.720.14.1	102
390.721.14.1	102
390.722.14.1	102
390.723.14.1	102
390.724.14.1	102
390.727.14.1	110
390.728.14.1	118
390.735.14.1	103
390.736.14.1	103
390.737.14.1	103
390.751.14.1	104
390.752.14.1	104
390.753.14.1	104
390.775.14.1	108
390.776.14.1	108
390.796.14.1	87
390.798.26.1	117
390.799.26.1	117
690.102.00.1	66
690.103.00.1	66
853.405.00.1	63
853.522.00.1	60
853.523.00.1	60
853.524.00.1	60
853.526.00.1	60
853.527.00.1	60
853.528.00.1	60
853.529.00.1	60
853.531.00.1	60
853.612.92.1	65
853.614.92.1	65
853.615.92.1	65
853.616.92.1	65
853.617.92.1	65
853.618.92.1	65
853.619.92.1	65
853.620.92.1	65
853.622.92.1	65
853.705.00.1	60
853.928.00.1	63
853.970.00.1	63
887.371.00.1	63
953.761.00.1	65

Geberit Sales Ltd
Geberit House
Edgehill Drive
Warwick
CV34 6NH

T 01926 516 800
F 01926 400 101
In Eire +44 (0)1926 516 800
Literature 0800 007 5133
enquiries@geberit.co.uk

www.geberit.co.uk

Subject to change without notice. The information in this document contains a general description of the technical options available, which does not always have to be present in individual cases and is subject to availability. The required products should therefore be specified in each individual case at the time of closing the contract.

Ref: GEBTO£2025/04
en/03.2025 © Geberit Sales Ltd