
THE SELECT COLLECTION

Prices in GBP valid from April 2024

DESIGN
MEETS
FUNCTION

CONTENTS

GEBERIT

SUSTAINABILITY	4
PRODUCT GUARANTEE	5
DESIGN MEETS FUNCTION	6
INSPIRING BATHROOMS	8
CREATE YOUR SANCTUARY	12
HYGIENE	14
SPACE	16
WELLBEING	18

FUNCTIONS & SOLUTIONS

WALL-HUNG	22
RIMFREE®	24
SHOWER TOILET	26
GEBERIT DUOFRESH MODULE	28
SMART STORAGE	30
EVOLUTION OF THE BATHROOM	32
DUOFIX FRAMES	34

COLLECTIONS

SMYLE & SMYLE SQUARE	38
VARIFORM	60
RENOVA PLAN	74
SELNOVA COMPACT	88
SELNOVA SQUARE	104
SELNOVA	124
AQUACLEAN SHOWER TOILET	142
MONOLITH	154

BATHS & SHOWERS

RENOVA PLAN BATHS	82
GEO SHOWERING	166

MIRRORS

OPTION AND OPTION PLUS	176
------------------------	-----

FINISHES

FLUSH PLATES	194
COLOURS AND MATERIALS	222

OUR APPROACH

Sustainability has been an integral part of Geberit's corporate strategy since 1990, with the goal of using innovative sanitary products to continuously improve people's quality of life. To achieve this, we develop sanitary products and services while taking economical, ecological and social aspects into account. As the European market leader, we want to contribute to a more sustainable sanitary industry.

OUR KEY FOCUS

Environmentally friendly, resource-saving, durable products are extremely important at Geberit. The key here is eco-design, with all products developed consistently in line with the eco-design principle since 2007: Seen across the entire product life cycle – from the provision of raw materials to disposal – each product must be better than its predecessor from an ecological perspective, without sacrificing on quality, functionality or durability. Eco-design covers all stages of this life cycle, thus contributing to the circular economy.



Geberit, has received a Platinum seal from EcoVadis in recognition of its best-in-class sustainability management. This is the second consecutive year that we have attained the Platinum rating and cements the company's position as a sustainability leader within the sanitary industry.



UP TO 50 YEARS SPARE PARTS AVAILABILITY*

QUALITY GUARANTEED

Geberit concealed cisterns are now classics in modern bathroom installation. The proverbial Geberit quality ensures that you can always count on clean and thorough flushing of your toilets. Our one-piece, blow-moulded cistern can be easily accessed at any time, simply remove the flush plate for quick and easy maintenance.

PRODUCT CONFIDENCE

Due to extensive product testing Geberit offers up to 50 years spare part availability* for all working parts within Geberit concealed cisterns and flush plates.

This gives new construction or renovation the safety and security of parts availability for years to come.

THOROUGHLY TESTED

In the endurance testing labs, cisterns, filling valves, shower toilets, flush plates and taps are subjected to computer-controlled lifecycle testing.

150 cisterns are simultaneously evaluated at a rate of at least 200,000 flushes per cistern.

The results of short and long-term testing serve as a guideline for production release and country-specific approvals.

*25 years for Delta & Kappa, 50 years for Omega & Sigma

THE PERFECT BALANCE. DESIGN MEETS FUNCTION

We use our passion for design and technology to inspire and excite people all over the world. By applying our vast Know-How and 150 years of experience, we ensure our products are not just beautiful to look at, but truly make life easier and more comfortable.

Responsibly made from fine and durable materials, Geberit products are a perfect balance of elegant design and outstanding function. They are easy to clean, easy to use and increase comfort.

Design Meets Function is the name given to this fusion of outstanding functionality with aesthetic design for the entire bathroom.

DESIGN
MEETS
FUNCTION





INSPIRATIONAL BATHROOMS. DESIGNED FOR LIFE

Geberit is a European market leader in the field of sanitary products, providing outstanding added value in sanitary technology and bathroom products.

Geberit is a global ambassador for quality with sales offices in over 50 countries. There are 29 production sites worldwide, with headquarters in Rapperswil-Jona, Switzerland, where Caspar Melchior Albert Geberit founded the company in 1874.

Over 12,000 employees are committed to providing customers with innovative, sustainable and durable products of the highest quality. We pride ourselves on our strong competence for innovation, enabled and supported by the Group's wide-ranging research and development activities. Customers can rest assured that new products meet their needs – not to mention the very highest quality standards.




MIRRORS AND MIRROR CABINETS
Clever lighting concepts and intelligent storage space.



HYGIENIC AND DURABLE CERAMICS
Design and quality for every taste.



CLEVERLY DESIGNED BATHROOM FURNITURE
Space saving solutions that optimise room design.



DESIGN AND TECHNOLOGY
FROM A SINGLE SOURCE

GEBERIT QUALITY FOR THE ENTIRE BATHROOM

CREATE YOUR SANCTUARY

Our bathrooms are so much more than a place to wash. There are many ways to make sure your bathroom has it all. Relaxing but functional, spacious yet full of storage and clean without compromising on design.





IT'S ALL ABOUT **HYGIENE**

Touch

Hygienic, clean, and well flushed. Domestic, semi-public and public toilets are always inviting to users with safe, touchless solutions for toilet flush activation which ensure the reliable actuation of a flush with every use.

Sight

Keeping the bathroom spotless is a must because cleanliness and hygiene are important, especially in the bathroom. Tricky corners and difficult-to-reach places turn cleaning into a hassle so switching to simple, modern lines looks clean and up-to-date, and eliminates areas for dirt and bacteria to hide. Rimfree® technology applies these principles to the toilet for a hygienic flush every time.



Smell

Bad odours in the bathroom are a universal problem and we all have our own ways of trying to get rid of them, from burning incense and spraying air fresheners to leaving windows open. Even the slightest odour can trigger associations, and we naturally associate fresh fragrances with cleanliness and hygiene.

Whereas air fresheners only mask odours temporarily and open windows can let in cold air, the Geberit DuoFresh module works without any undesired side effects. The odour extraction unit has a number of advantages; it starts automatically as soon as someone sits down on the toilet and the air is extracted directly from the toilet and returned to the room once it has been purified, meaning that odours don't spread throughout the bathroom. The DuoFresh module can be easily installed into any Geberit Sigma cistern and combined with virtually any flush plate in the Sigma range.



WE ALL NEED A LITTLE **SPACE**

For the vast majority of people, the bathroom is hardly a spacious room. At Geberit we understand that space can be limited and design with that in mind, ensuring that smaller spaces can perform as well as, and look just as good as larger ones. This is particularly true for cloakrooms and ensuites, where space-saving solutions need to be both functional and stylish, and so we develop products that maximise the available space and create more room for storage.



Short projection

The Geberit Selnova Compact range offers ideal solutions for stylishly fitted out small bathrooms, ensuites and guest toilets. Short projection toilets and handrinse washbasins with a short depth save those crucial few centimetres that make such a difference in a small room.



Wall-hung

Lifting the ceramic off the floor with a wall-hung toilet and concealing the cistern behind the wall makes the appearance of your bathroom tidier and more spacious. Wall-hung toilets have been a standard feature in modern bathrooms for decades and have proven their worth in millions of installations. Our Geberit Duofix frames offer a wall-hung solution for any bathroom, whether you need to squeeze a toilet under a window in a guest bathroom, or you want to give your family bathroom a modern update, there is a frame that's perfect for you.



Storage solutions

At Geberit we develop products which ensure you have space for everything you want to store, without compromising on taste and design.

Our bathroom furniture ranges include perfectly fitting washbasin cabinets with plenty of storage space for narrow washbasins, and different washbasin shapes. This makes it possible to transform even small bathrooms, guest bathrooms and rooms with difficult layouts whilst creating crucial storage space using our space-saving designs.



WELLBEING STARTS IN THE BATHROOM

Now more than ever, we are aware of the importance of wellbeing and self-care. As the room where we start and end our days, the bathroom presents the perfect opportunity to take time for yourself in a calm and clean atmosphere.



Lighting

Lighting can affect our mood, and according to the Illuminating Engineering Society, the direction of a light source can transform a space and affect how a room might make us feel.

The IES advises, for instance, that lighting positioned above eye level can create a feeling of restraint, creating a more formal atmosphere. On the other hand, lighting positioned below eye level can invoke a feeling of individual importance and help establish a more informal setting. Meanwhile, exposure to harsh light sources, especially in the middle of the night can shock us and stimulate our sense of alertness, disturbing our natural sleeping patterns. Adding other sources of light such as an illuminated mirror cabinet can help switch the mood of your bathroom, from a bright space to start your day, to a relaxing environment to end your day.

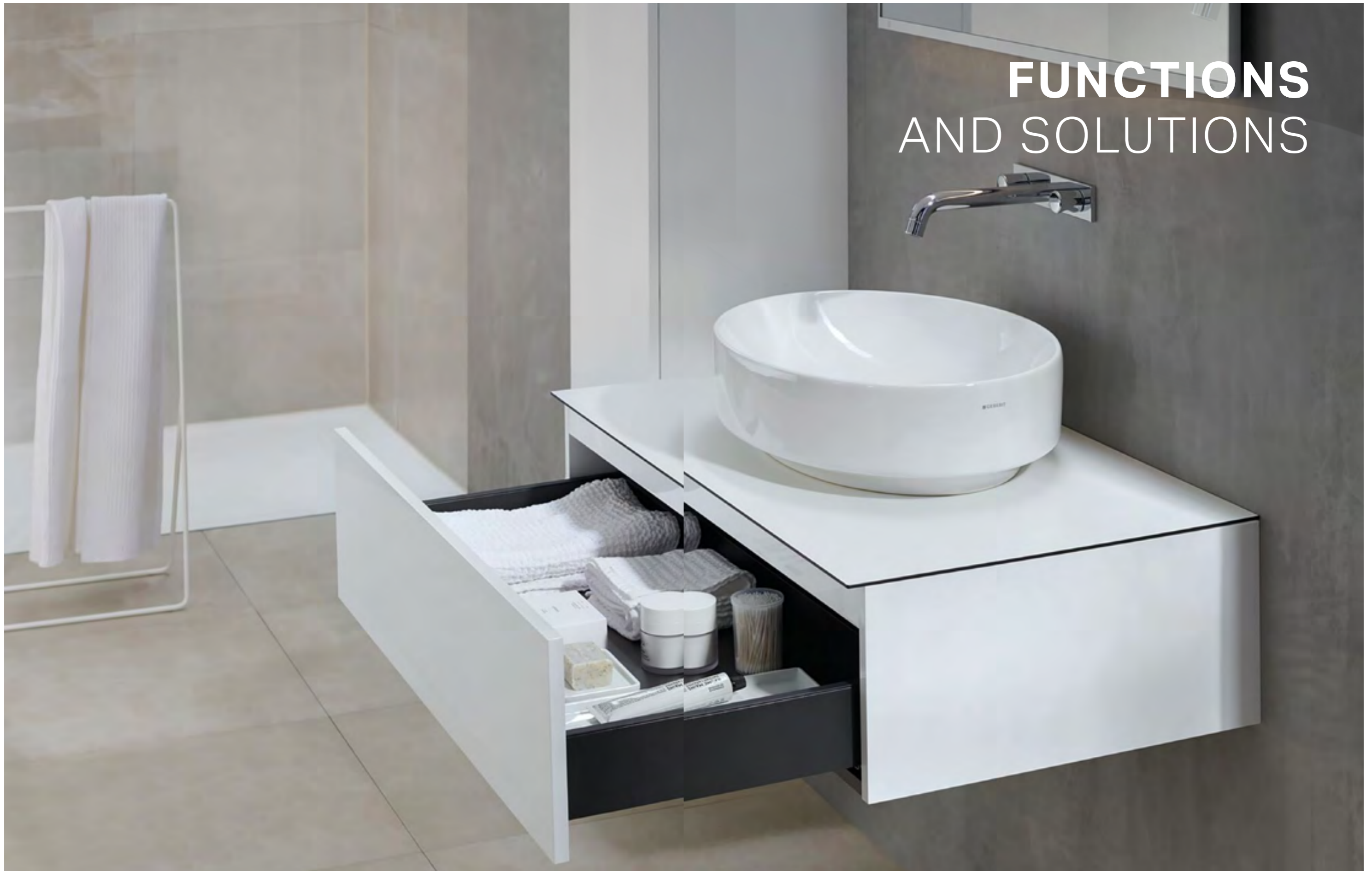
The fresh feeling

Water is indispensable for daily personal hygiene. It cleans, freshens, and lends a unique feeling of wellbeing, which is why more and more people are embracing the natural and beneficial experience of cleaning with water. Geberit AquaClean shower toilets offer you this wellbeing at the touch of a button. Experience the completely new feeling of freshness and enjoy the extra helping of self-confidence throughout the whole day.

And relax

Enjoying a bath in your own bathroom provides a moment of peace, relaxation, and regeneration – one of the best ways to escape our everyday lives. Treat yourself to a little spa feeling in warm water.

FUNCTIONS AND SOLUTIONS





Wall-hung toilets give bathrooms a neat and tidy appearance and make cleaning the floor easier. They have been a standard feature in modern bathrooms for decades and have proven their worth in millions of installations.



DESIGN

WALL-HUNG TOILET SOLUTIONS



63 Stone **VERY STRONG**
No wobbling or vibrations - strength tested to bear a weight of up to 63 stone.



60 Mil **DURABLE**
Installed 60 million times over the past 50 years, Geberit concealed cisterns and flush plates represent the ultimate tried and tested solution.



HYGIENE: SIMPLE CLEANING
No pedestal and no cistern in front of the wall means no exposed pipework for dirt and bacteria to hide.



TESTED IMPERMEABILITY
Every Geberit cistern is individually tested to guarantee water tightness.



SIMPLE MAINTENANCE
Simply remove the flush plate for access to all important parts. Geberit stock spare parts for 25 years.



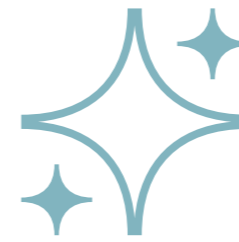
ACOUSTIC SOLUTIONS
Acoustic solutions with the Geberit Duofix frame mean it's all quiet behind the scenes.

For further information visit
www.geberit.co.uk



INNOVATIVE FLUSH TECHNOLOGY

Geberit Rimfree® toilets are equipped with a specially developed and patented flush guide which ensures a targeted and hygienic flush every time.



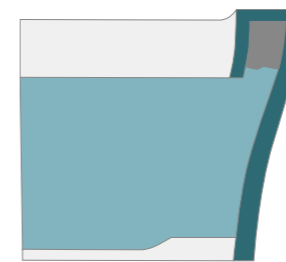
CLEANLINESS

EASY TO CLEAN RIMFREE®

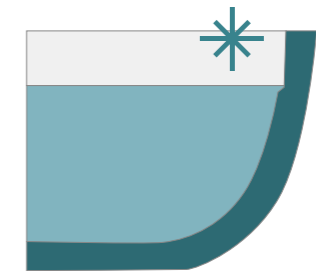
Keeping the bathroom spotless is a must, because cleanliness and hygiene are important, especially in the bathroom. Cleaning should not become a hassle where one has to deal with tricky corners and difficult to reach places. Most people would also rather avoid handling harsh cleaners. Modern bathrooms are neat and orderly so it comes as no surprise that this trend also applies to the toilets, with the introduction of Geberit Rimfree®.

Geberit has introduced a completely new and patented flush technology. The flow of water is controlled just before it reaches the ceramic pan. A flush guide sends the water stream along both sides to the exact area where it is needed for a clean and thorough flush.

www.geberit.co.uk



↑
Common toilet pans depend on a flush rim which cannot easily be cleaned. Dirt and bacteria accumulate in this difficult to reach place resulting in unpleasant odours.



↑
With the Geberit Rimfree® technology however, there is no rim. The smooth inner surface of a Geberit Rimfree® toilet pan is cleaned with one swipe. And best of all, you can immediately see if all dirt has been removed.



COMFORT CLEANLINESS AT THE TOUCH OF A BUTTON

Geberit has spent the past 40 years continuously fine tuning the shower function and spray, the centrepiece of any shower toilet. At the same time, we have invested in developing innovative technology and comfort functions, making our shower toilets the market leader. Depending on the model, a host of features make for a truly pampering experience.

www.geberit-aquaclean.co.uk



NO UNPLEASANT ODOURS*
The odour extraction unit removes unpleasant odours as the system starts automatically upon sitting.



YOUR OWN PERSONAL WELLBEING PROGRAMME
The intuitive remote on the Geberit Tuma Comfort provides hand-held control, and the touch of a button is all it takes to call up personal settings. The Geberit App is available on Tuma Comfort and Tuma Classic.



SUPERIOR COMFORT*
The high quality ergonomic seat features integrated heating.



GENTLE PERSONAL HYGIENE*
With an additional shower spray, the gentle lady shower ensures safe personal hygiene using pure water.



USER-ORIENTED*
An in-built proximity sensor activates the water heating system and seat heating on approach.*



GENTLE DRYING
For soft, gentle drying, the warm air dryer is the perfect solution and features five individually adjustable temperature settings. The built in nozzle in the spray arm is protected when not in use.



PRACTICAL AND EASY TO MAINTAIN
From the easily removable seat and lid to the automatic descaling programme, Geberit AquaClean shower toilets are specifically designed to be cleaned and maintained with minimal effort throughout their long service life.

*Available on Geberit AquaClean Tuma Comfort shower toilet only.

ABSOLUTE CLEANLINESS

The shower spray moves smoothly backwards and forwards to leave you with an exceptional feeling of cleanliness. The position of the spray arm and the intensity of the spray can be individually adjusted on certain models.



WHIRLSPRAY SHOWER TECHNOLOGY

Thanks to the patented WhirlSpray technology, you can feel fresh and clean all day long. This is because the shower spray is enhanced with dynamic aeration for targeted and thorough cleaning with minimal water consumption.



COMFORT

DUOFRESH MODULE

UNPLEASANT ODOURS IN THE TOILET ARE A THING OF THE PAST

It is completely normal to have an extractor fan over a hob in the kitchen to remove unpleasant odours and now the same principle is available in the bathroom. The Geberit DuoFresh module removes the air directly from the toilet, purifies it using a ceramic honeycomb filter and then returns it to the room. This is extremely effective, as it prevents unpleasant odours from spreading throughout the bathroom in the first place, rendering air fresheners, lighting matches and opening windows completely unnecessary. Thanks to a proximity sensor, the odour extraction switches on automatically as soon as someone sits down on the toilet. The odour extraction is a great idea for guest toilets, and this feature can be further enhanced by using the in-cistern sticks which add a subtle, fresh fragrance to the room.. The Geberit DuoFresh module can be easily installed in any Geberit Sigma cistern and can be combined with almost any flush plate from the Sigma range.

www.geberit.co.uk




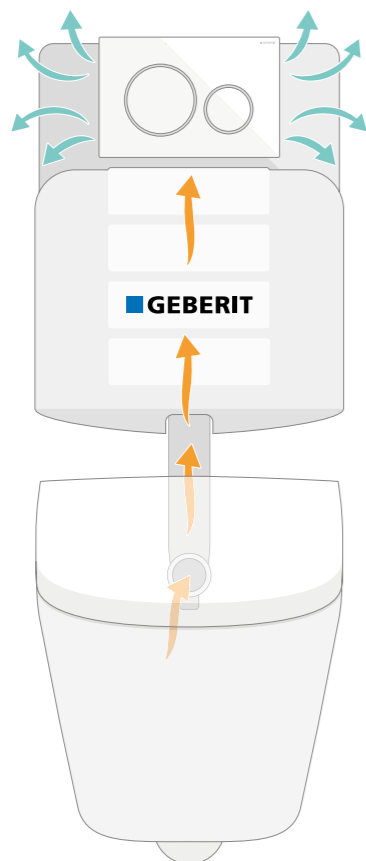
EFFICIENT
The air is purified by the ceramic honeycomb filter.



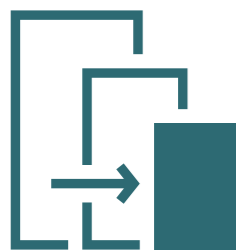
QUIET
A quiet fan conveys the purified air back into the room.



ACCESSIBLE
The ceramic honeycomb filter and insert for in-cistern sticks can be easily accessed via the flush plate.



GEBERIT DUOFRESH MODULE
The ceramic honeycomb filter is easily accessible via the flush plate.



SPACE- SAVING **SMART** STORAGE

Elegant surfaces, clean designs and elements that work beautifully with the ceramics; Geberit furniture transforms bathrooms into harmonious spaces.



Only high quality, moisture resistant materials and highly durable fittings are used. The Select Collection series comprises of a wide range of bathroom cabinets which will enhance any room layout. Further elements such as mirrors and mirror cabinets are available to complement each series. The collections incorporate many details including the clever arrangements of compartments; drawers that not only create practical storage space, but enhance the bathroom aesthetics.

www.geberit.co.uk

DURABLE AND RELIABLE

Geberit bathroom furniture is produced using high quality and moisture resistant wood based panels. Medium density fibreboard (MDF) is used, as well as high density chipboard, which prevents moisture damage. The edges are additionally sealed with PUR glue to prevent swelling.

STANDARD MATERIAL
Absorbs moisture like a sponge.



MOISTURE RESISTANT MATERIAL
Wood based panels designed for places with high humidity.



MOISTURE RESISTANT



Clever details such as well positioned profile handles, easy-glide, soft close on drawers and door rails make Geberit bathroom furniture a joy to use.



EVOLUTION OF THE BATHROOM

CHOOSE THE RIGHT SOLUTION FOR YOU

Do you remember when TVs were large, chunky and placed on a stand or cabinet? Now it's more likely to see them hung on a wall as it's not just technology that is constantly evolving, so too is furniture and home-product design. The latest must have for the bathroom is a back-to-wall or wall-hung toilet which transforms a room into a spacious, contemporary bathroom.



CLOSE COUPLED

A close coupled toilet is a more traditional solution. As you can see from the image the cistern is visible and sits on top of the pan, either with a lever or push button flush.

This is the ideal solution if you have a project with a modest budget.




BACK-TO-WALL

Back-to-wall toilets allow you to hide the cistern behind the wall, creating more space and reducing the amount of ceramic both on show, and to clean, in the bathroom.

To create this solution, you can pair any Geberit back-to-wall toilet with a Geberit concealed cistern, and flush plate, to complete the look.

Our Geberit flush plates allow you to access the cistern inside the wall for any repairs or maintenance.



WALL-HUNG

Wall-hung toilets free you from the bulky constraints of having a visible cistern sitting on the pan. They take up significantly less space, enabling you to add more storage solutions or allowing you to fit in that walk in shower you've always dreamed of.

Where space is at a premium, the use of a wall-hung option can liberate planning. The smart way to install sleek, modern looking wall-hung toilets is with Geberit Duofix frame systems which cleverly hide the cistern and frame behind the wall. You can also pair with a stylish flush plate of your choice.

FLUSH PLATE

CISTERN

DUOFIX FRAME

WALL-HUNG TOILET

DUOFIX FRAMES

Strong, secure and flexible, our frame systems sit within the wall and are bolted to the floor, supporting the sanitaryware and keeping it firmly in place.

With Geberit Duofix frames it's easy to create a great contemporary look in any size bathroom or cloakroom with our range of frames. Whether you want to fit a toilet under a window or give your built-in furniture a refresh with a wall-hung toilet, there is a frame suitable for you.



THE COLLECTIONS



SMYLE AND SMYLE SQUARE





With its contemporary design and ornate lines, the Geberit Smyle bathroom series creates a relaxing and positive bathroom ambience, and brings harmony and lightness into family and guest bathrooms. Available in a round and square design, Smyle achieves the highest level of convenience in the bathroom. A clear sense of order and efficient use of space makes Smyle the convenient choice for any bathroom design.



DESIGN



CLEANLINESS



SPACE-SAVING




ACCESSIBILITY



SMYLE AND SMYLE SQUARE WASHBASINS

CAPTIVATING LIGHTWEIGHT APPEARANCE

Ornate lines, harmonious shapes and narrow rims characterise the washbasins of the Geberit Smyle Square complete bathroom series. They provide an exciting contrast to the generous shelf surfaces at the rear of the washbasins. The profile handles of the washbasin cabinets mirror the design of the washbasins and underline the harmonious appearance. The washbasins are available in many different sizes, as well as a handrinse basin with and without a tap hole. Geberit Smyle Square offers a wide range of solutions to meet all requirements in the modern bathroom.




Lightweight in appearance, the Geberit Smyle round series stands out in any modern bathroom. The washbasins are characterised by sophisticated lines and harmonious shapes, which appear as an exciting contrast to the generous shelf surfaces.



SMYLE SQUARE BATHROOM FURNITURE

MORE DESIGN FREEDOM IN THE BATHROOM

The washbasin cabinets, low cabinets, medium cabinets and wall shelf with towel hook can be mixed and matched to create a wide range of furniture combinations that optimally use the space in the bathroom and meet diverse furnishing wishes. As is standard at Geberit, high-quality materials, coated surfaces and modular elements are used and colour-adapted glass tops protect the shelf surfaces on the low cabinets.



Short projection toilet and furniture for smaller areas.



Handy wall mounted box shelf and magnetic storage.

SMYLE AND SMYLE SQUARE TOILETS AND BIDETS

Toilets and bidets continue the characteristically light design language and ensure a harmonious mix. The ceramic form of the toilets and bidets closely follows the design of the washbasins. The Geberit Smyle Square series offers a premium design solution for wall-hung and floor standing toilets and bidets, available in both round and square design. Geberit Rimfree® technology is integrated into the toilet pans. The slim toilet seats are available in two design versions, overlapping or sandwich.



FLUSH PLATE
Geberit Sigma30.



Rimfree®



Wall-hung toilet with overlapping seat.



Floor standing toilet with sandwich seat and bidet.



Close couple toilet with overlapping seat.



Soft closing



Ground clearance




QuickRelease function for the toilet seat



Rimfree®

WASHBASINS



450mm handrinse 500, 550, 600, 750, 900, 1200mm 1200mm double

FURNITURE



450, 500mm cabinet with door 550, 600, 750, 900, 1200mm cabinet with 2 drawers Low cabinet with 2 drawers Low cabinet short projection with open shelves



Low cabinet short projection Semi-tall cabinet Wall shelf & decorative feet Draw inserts

WC'S



Rimfree® floor standing Rimfree® wall-hung Rimfree® short projection wall-hung

BIDETS



Floor standing Wall-hung

WASHBASINS



550, 600, 650 & 700mm

PEDESTALS



Pedestals full and semi

WC'S



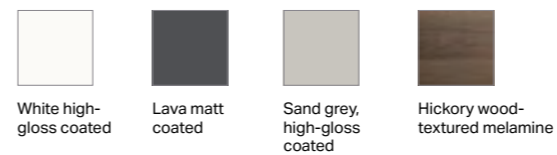
Rimfree® close coupled Rimfree® wall hung

BIDETS



Wall-hung

FINISHES



White high-gloss coated Lava matt coated Sand grey, high-gloss coated Hickory wood-textured melamine

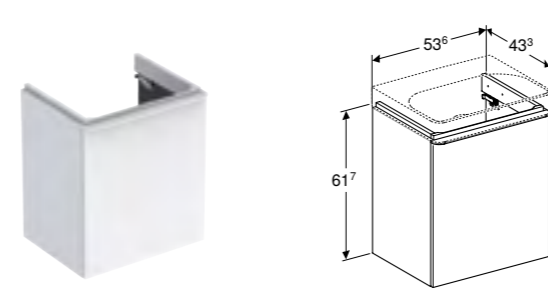




45cm square handrinse washbasin
 W 45 / D 36 / H 16cm
 Visible overflow, can be installed with cabinet for handrinse basin.
Art. no. **Product Description** **RRP ex VAT**
 500.222.01.1 Centred tap hole £147.04


Cabinet for 45cm handrinse basin, with one soft closing mechanism door
 W 44.2 / D 35.6 / H 61.7cm
 Wall mounted, integrated handle, moisture resistant, delivered pre-assembled.

Art. no.	Product Description	RRP ex VAT
500.350.00.1	White right hand door	£365.21
500.350.JK.1	Lava right hand door	£365.21
500.350.JL.1	Sand grey right hand door	£365.21
500.350.JR.1	Hickory right hand door	£365.21
500.351.00.1	White left hand door	£365.21
500.351.JK.1	Lava left hand door	£365.21
500.351.JL.1	Sand grey left hand door	£365.21
500.351.JR.1	Hickory left hand door	£365.21



Cabinet for 55cm handrinse basin, with one soft closing mechanism door
 W 44.2 / D 35.6 / H 61.7cm
 Wall mounted, integrated handle, moisture resistant, delivered pre-assembled.

Art. no.	Product Description	RRP ex VAT
500.365.00.1	White right hand door	£428.75
500.365.JK.1	Lava right hand door	£428.75
500.365.JL.1	Sand grey right hand door	£428.75
500.365.JR.1	Hickory right hand door	£428.75
500.366.00.1	White left hand door	£428.75
500.366.JK.1	Lava left hand door	£428.75
500.366.JL.1	Sand grey left hand door	£428.75
500.366.JR.1	Hickory left hand door	£428.75



50cm square washbasin
 W 50 / D 41 / H 16cm
 Visible overflow, can be installed with cabinet for basin.
Art. no. **Product Description** **RRP ex VAT**
 500.256.01.1 Centred tap hole £160.03

Cabinet for 50cm handrinse basin, with one soft closing mechanism door
 W 49.2 / D 40.6 / H 61.7cm
 Wall mounted, integrated handle, moisture resistant, delivered pre-assembled.

Art. no.	Product Description	RRP ex VAT
500.363.00.1	White right hand door	£396.97
500.363.JK.1	Lava right hand door	£396.97
500.363.JL.1	Sand grey right hand door	£396.97
500.363.JR.1	Hickory right hand door	£396.97
500.364.00.1	White left hand door	£396.97
500.364.JK.1	Lava left hand door	£396.97
500.364.JL.1	Sand grey left hand door	£396.97
500.364.JR.1	Hickory left hand door	£396.97



55cm square washbasin
 W 55 / D 44 / H 16.5cm
 Visible overflow, can be installed with cabinet for basin.
Art. no. **Product Description** **RRP ex VAT**
 500.259.01.1 Centred tap hole £176.44
 501.574.00.1 Without tap hole £176.44

60cm square washbasin
 W 60 / D 48 / H 16.5cm
 Visible overflow, can be installed with cabinet for basin.
Art. no. **Product Description** **RRP ex VAT**
 500.229.01.1 Centred tap hole £196.04

Cabinet for 60cm washbasin, with two soft closing mechanism drawers
 W 58.4 / D 49 / H 61.7cm
 Wall mounted, integrated handles, moisture resistant, delivered pre-assembled.

Art. no.	Product Description	RRP ex VAT
500.352.00.1	White	£673.25
500.352.JK.1	Lava	£673.25
500.352.JL.1	Sand grey	£673.25
500.352.JR.1	Hickory	£673.25

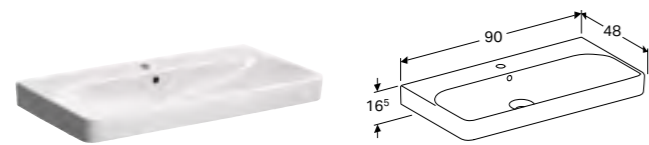


75cm square washbasin
 W 74.7 / D 48 / H 16.5cm
 Visible overflow, can be installed with cabinet for basin.
Art. no. **Product Description** **RRP ex VAT**
 500.249.01.1 Centred tap hole £274.46

Cabinet for 75cm washbasin, with two soft closing mechanism drawers
 W 73.4 / D 47 / H 61.7cm
 Wall mounted, integrated handles, moisture resistant, delivered pre-assembled.

Art. no.	Product Description	RRP ex VAT
500.353.00.1	White	£749.47
500.353.JK.1	Lava	£749.47
500.353.JL.1	Sand grey	£749.47
500.353.JR.1	Hickory	£749.47



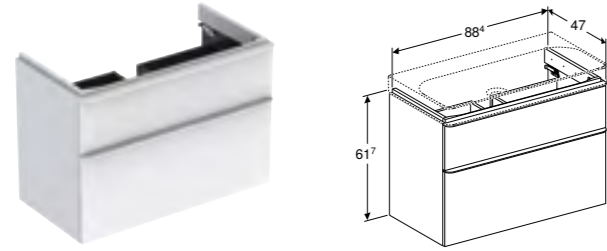


90cm square washbasin

W 90 / D 48 / H 16.5cm

Visible overflow, can be installed with cabinet for washbasin.

Art. no.	Product Description	RRP ex VAT
500.251.01.1	Centred tap hole	£359.43
500.250.01.1	Without tap hole	£359.43
500.252.01.1	Right and left tap hole	£359.43

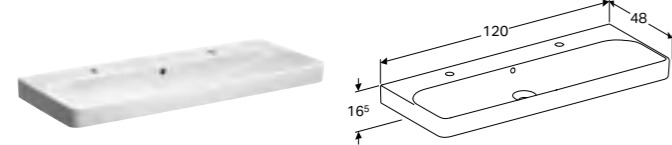


Cabinet for 90cm washbasin, with two soft closing mechanism drawers

W 88.4 / D 47 / H 61.7cm

Wall mounted, integrated handles, moisture resistant, delivered pre-assembled.

Art. no.	Product Description	RRP ex VAT
500.354.00.1	White	£841.58
500.354.JK.1	Lava	£841.58
500.354.JL.1	Sand grey	£841.58
500.354.JR.1	Hickory	£841.58

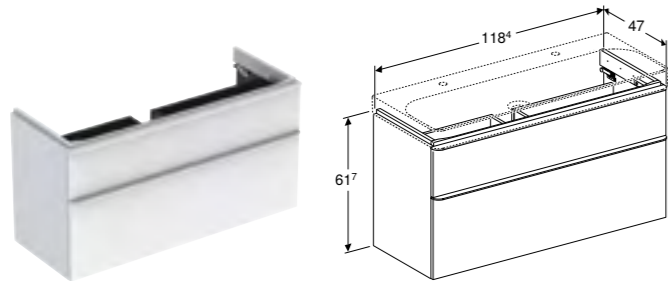


120cm square washbasin

W 120 / D 48 / H 16.5cm

Visible overflow, can be installed with cabinet for washbasin.

Art. no.	Product Description	RRP ex VAT
500.253.01.1	Right and left tap hole	£457.44
500.226.01.1	Centred tap hole	£457.44
500.225.01.1	Without tap hole	£457.44

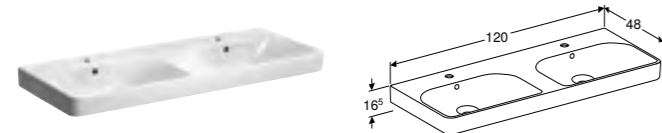


Cabinet for 120cm handrinse basin, with two soft closing mechanism drawers

W 118.4 / D 47 / H 61.7cm

Wall mounted, integrated handles, moisture resistant, delivered pre-assembled.

Art. no.	Product Description	RRP ex VAT
500.355.00.1	White	£1,111.48
500.355.JK.1	Lava	£1,111.48
500.355.JL.1	Sand grey	£1,111.48
500.355.JR.1	Hickory	£1,111.48

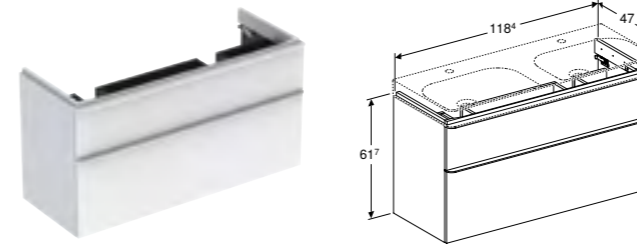


120cm square double washbasin

W 120 / D 48 / H 8.5cm

Visible overflow, can be installed with cabinet for washbasin.

Art. no.	Product Description	RRP ex VAT
500.223.01.1	Right and left tap hole	£619.19
500.224.01.1	Without tap hole	£619.19

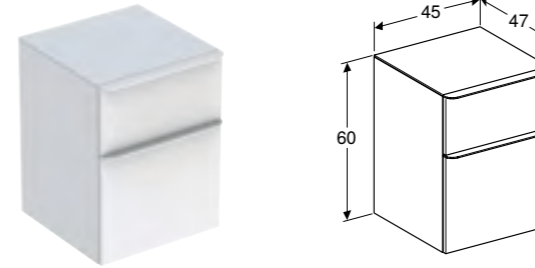


Cabinet for 120cm double washbasin, with two soft closing mechanism drawers

W 118.4 / D 47 / H 61.7cm

Wall mounted, integrated handles, moisture resistant, delivered pre-assembled.

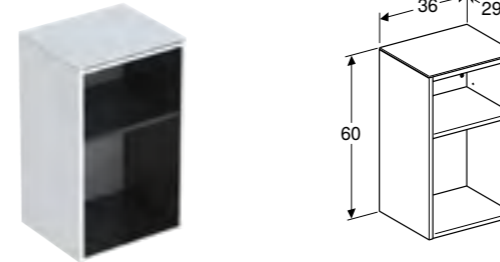
Art. no.	Product Description	RRP ex VAT
500.356.00.1	White	£1,111.48
500.356.JK.1	Lava	£1,111.48
500.356.JL.1	Sand grey	£1,111.48
500.356.JR.1	Hickory	£1,111.48



Low cabinet, with two soft closing mechanism drawers

W 45 / D 47 / H 60cm

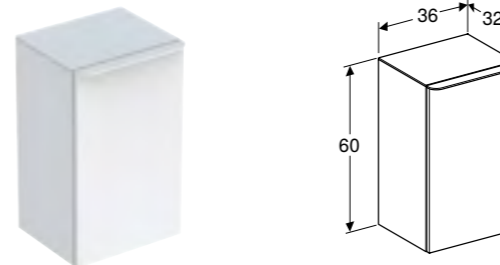
Art. no.	Product Description	RRP ex VAT
500.357.00.1	White	£619.29
500.357.JK.1	Lava	£619.29
500.357.JL.1	Sand grey	£619.29
500.357.JR.1	Hickory	£619.29



Low cabinet short projection, with open shelves

W 36 / D 29.9 / H 60cm

Art. no.	Product Description	RRP ex VAT
500.358.00.1	White	£279.47
500.358.JK.1	Lava	£279.47
500.358.JL.1	Sand grey	£279.47
500.358.JR.1	Hickory	£279.47

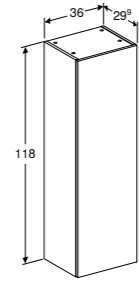


Low cabinet short projection

W 36 / D 32.6 / H 60cm

Art. no.	Product Description	RRP ex VAT
500.359.00.1	White right hand door	£374.72
500.359.JK.1	Lava right hand door	£374.72
500.359.JL.1	Sand grey right hand door	£374.72
500.359.JR.1	Hickory right hand door	£374.72
500.360.00.1	White left hand door	£374.72
500.360.JK.1	Lava left hand door	£374.72
500.360.JL.1	Sand grey left hand door	£374.72
500.360.JR.1	Hickory left hand door	£374.72

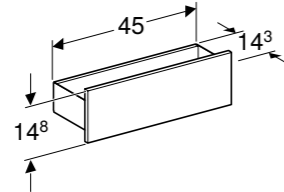




Semi-tall cabinet

W 36 / D 29.9 / H 118cm
Wall mounted, push to open door, moisture resistant, delivered pre-assembled.

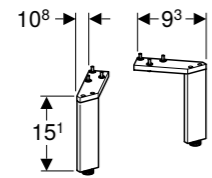
Art. no.	Product Description	RRP ex VAT
500.361.00.1	White	£524.00
500.361.JK.1	Lava	£524.00
500.361.JL.1	Sand grey	£524.00
500.361.JR.1	Hickory	£524.00



450mm box shelf

W 45 / D 14.3 / H 14.8cm
Wall mounted, delivered pre-assembled.

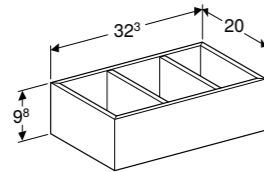

Art. no.	Product Description	RRP ex VAT
500.362.00.1	White	£184.19
500.362.JK.1	Lava	£184.19
500.362.JL.1	Sand grey	£184.19
500.362.JR.1	Hickory	£184.19



Square set of feet

Height adjustable.

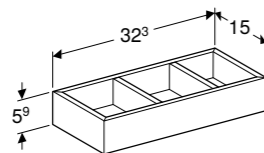

Art. no.	RRP ex VAT
500.367.00.1	£152.44



Square drawer insert high

W 32.3 / D 20 / H 9.8cm
H-partition suitable for Smyle furniture.

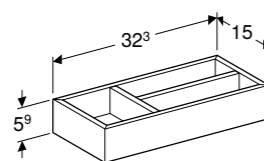

Art. no.	RRP ex VAT
500.676.00.1	£50.82



Square drawer insert low

W 32.3 / D 15 / H 5.9cm
H-partition suitable for Smyle furniture.

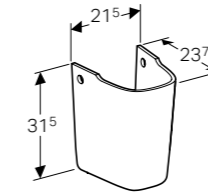
Art. no.	RRP ex VAT
500.677.00.1	£41.31



Square drawer insert low

W 32.3 / D 15 / H 5.9cm
T-partition suitable for Smyle furniture.

Art. no.	RRP ex VAT
500.678.00.1	£41.31



Half pedestal for square handrinse basins

W 21.5 / D 23.7 / H 31.5cm
Easy fastening with Geberit fastening set Kerafix.

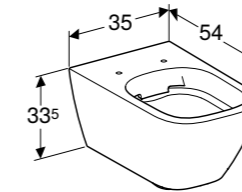
Art. no.	Product Description	RRP ex VAT
500.575.01.1	White	£77.28



Floor standing toilet, Rimfree®

W 35 / D 54 / H 41cm
Back-to-wall, washdown toilet pan, 6/4 litre, hidden fastening.

Art. no.	Product Description	RRP ex VAT
500.840.00.1	White	£369.50



Wall-hung toilet, Rimfree®

W 35 / D 54 / H 33.5cm
Wall-hung fully shrouded toilet pan, 6/4 litre, hidden fastening, Rimfree®.

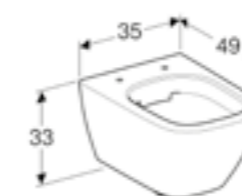
Art. no.	Product Description	RRP ex VAT
500.208.01.1	White	£335.13



Wall-hung toilet with seat, Rimfree®

W 35.5 / D 54 / H 33cm
Wall-hung toilet, fully shrouded toilet pan, 6/4 litre, with hidden fastening, soft close quick release WC seat, Rimfree®

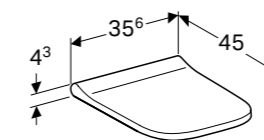
Art. no.	Product Description	RRP ex VAT
500.683.00.2	White	£477.67



Wall-hung toilet Rimfree®, short projection

W 35 / D 49 / H 33 cm
Wall-hung fully shrouded, short projection toilet pan, 6/4 litre, hidden fastening.

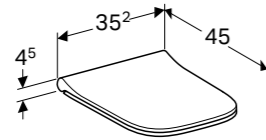
Art. no.	Product Description	RRP ex VAT
500.379.01.1	White	£380.59



Toilet seat, wrap over

W 35.6 / D 45 / H 4.3cm
Hinges made of metal, slim design, overlapping lid.

Art. no.	Product Description	RRP ex VAT
500.238.01.1	White	£137.50
500.237.01.1	White, soft closing	£171.07
500.687.01.1	White, soft closing, quick release	£198.37

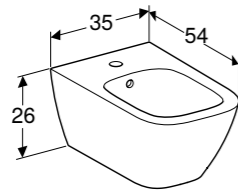


Toilet seat, sandwich

W 35.2 / D 45 / H 4.5cm

Hinges made of metal, slim design, sandwich lid.

Art. no.	Product Description	RRP ex VAT
500.239.01.1	White	£125.27
500.240.01.1	White, soft closing	£171.07
500.688.01.1	White, soft closing, quick release	£185.39



Square wall-hung premium shrouded bidet

W 35 / D 54 / H 26cm

Art. no.	Product Description	RRP ex VAT
500.209.01.1	White	£389.83



Floor standing bidet

W 35 / D 54 / H 34.5cm

Back-to-wall, hidden fastening.

Art. no.	Product Description	RRP ex VAT
500.841.00.1	White	£358.58





55cm washbasin
W 55 / D 48 / H 16.5cm
Visible overflow.

Art. no.	Product Description	RRP ex VAT
500.227.01.1	Centred tap hole	£148.50



60cm washbasin
W 60 / D 48 / H 16.5cm
Visible overflow.

Art. no.	Product Description	RRP ex VAT
500.228.01.1	Centred tap hole	£163.36



65cm washbasin
W 65 / D 48 / H 17cm
Visible overflow.

Art. no.	Product Description	RRP ex VAT
500.230.01.1	Centred tap hole	£179.72



70cm washbasin
W 70 / D 48 / H 17cm
Visible overflow.

Art. no.	Product Description	RRP ex VAT
500.248.01.1	Centred tap hole	£211.10



Full pedestal
W 19 / D 17 / H 70cm
For use with Smyle 550 -700mm basins.

Art. no.	Product Description	RRP ex VAT
501.449.00.6	White	£63.02



Half pedestal
W 22.5 / D 30 / H 32.5cm
For use with all Smyle 550-1200mm basins.

Art. no.	Product Description	RRP ex VAT
500.576.01.1	White	£103.01



Floor standing toilet, for close-coupled exposed cistern, Rimfree®
W 35 / D 64 / H 41cm
Washdown semi-shrouded toilet pan, multidirectional outlet, hidden fastening.

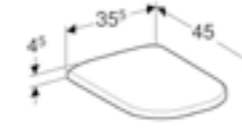
Art. no.	Product Description	RRP ex VAT
500.212.01.1	White	£303.22

Pictured with 500.219.01.1, both cistern and seat sold separately.



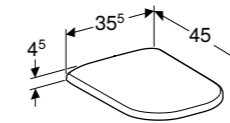
Exposed cistern, bottom water supply connection
W 37.5 / D 14.5 / H 43cm
Close coupled, dual flush 4/2.6 litre, water supply connection.

Art. no.	Product Description	RRP ex VAT
500.214.01.1	White	£172.27



Toilet seat, overlapping lid
W 35.5 / D 45 / H 4.5cm
Hinges made of metal.

Art. no.	Product Description	RRP ex VAT
500.235.01.1	White	£103.87
500.236.01.1	White, soft closing	£159.67
500.979.01.1	White, soft closing, quick release	£162.58



Square toilet seat
W 35.5 / D 45 / H 4.5cm
Hinges made of metal.

Art. no.	Product Description	RRP ex VAT
500.233.01.1	White, soft closing	£159.67
500.980.01.1	White, soft closing, quick release	£162.58

VARIFORM





The Geberit VariForm design concept is based on four basic geometric shapes; round, rectangle, oval and ellipse. Together with the VariForm bathroom furniture and its calm, understated design, the range now offers the creative freedom to design your bathroom exactly in line with your own individual wishes. **Modular washbasin area solutions for absolute design freedom.**



DESIGN



CLEANLINESS



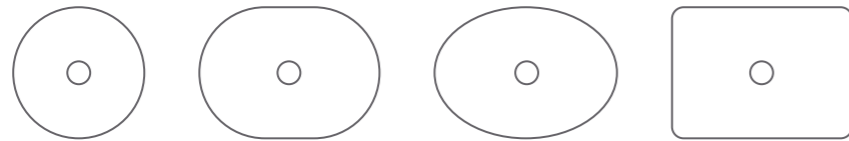
USABILITY

VARIFORM MODERN WASHBASINS

THE LATEST DESIGN TRENDS MADE VERSATILE AND ERGONOMIC

The streamlined rims of Geberit VariForm washbasins are the perfect match for cutting edge bathroom designs. The countertop and lay-on washbasins are available both with and without a tap hole bench. The tap can be installed as a deck-mounted tap on the ceramic, or the base panel, or alternatively, as a wall-mounted tap on the prewall installation. All Geberit VariForm models feature a generous basin depth to ensure freedom of movement in ergonomic conditions. Made from high quality sanitary ceramic, the washbasins are scratchproof and resistant to cracks, as well as easy to care for.

GEBERIT VARIFORM WASHBASIN SHAPES





VARIFORM WASHBASIN CABINETS FOR LAY-ON WASHBASINS

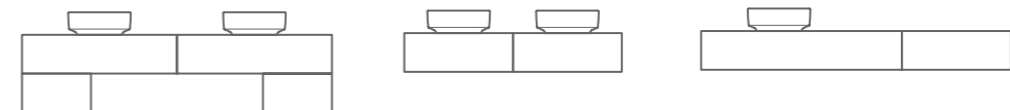
Washbasins can be added to the furniture in a number of combinations, giving you the flexibility to style your bathroom however you desire.



The interior can be used to its full potential thanks to drawers without a trap cut out.

FOR WASHBASIN AREAS WITH STYLE AND STORAGE SPACE

The calm, understated design of the Geberit VariForm washbasin cabinets gives the washbasin area a sense of lightness and perfectly complements their lean, modern design. The modular system permits flexible planning tailored to the space. The narrow washbasin cabinet is available in widths of 75 and 90cm, each with one drawer. The elements are additionally available as a set with a low cabinet of the same construction height, or in an L-shape with a larger low cabinet. If more storage space or two washbasins are required in the bathroom, different combinations can be connected with each other according to preference. The furniture comes in a wide range of design colours; white high-gloss coated, lava matt and hickory which blend in harmoniously with a wide range of styles.



LAY-ON WASHBASINS



450mm round with overflow



600mm rectangular with overflow



550mm oval with overflow



550, 600mm elliptic with overflow



400mm round without overflow



550mm rectangular without overflow



550mm oval without overflow



550mm elliptic without overflow

FURNITURE



750, 900mm 1 drawer cabinets



1200, 1350mm 2 drawer cabinets



1200, 1350mm 3 drawer cabinets

FINISHES



White matt coated



Lava matt coated



Oak wood-textured melamine

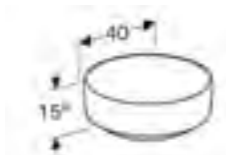


Hickory wood-textured melamine



Scan for further product information

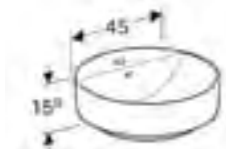




Round lay-on basin

Dia 40cm

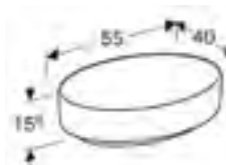
Art. no.	Product Description	RRP ex VAT
500.768.01.2	No tap hole without overflow	£249.03



Round lay-on basin

Dia 45cm

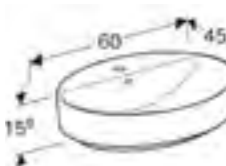
Art. no.	Product Description	RRP ex VAT
500.769.01.2	One tap hole with overflow	£249.03
500.770.01.2	One tap hole without overflow	£249.03



Oval lay-on basin

W 55 / D 40cm

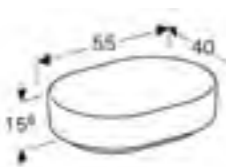
Art. no.	Product Description	RRP ex VAT
500.771.01.2	No tap hole without overflow	£269.78



Oval lay-on basin

W 60 / D 45cm

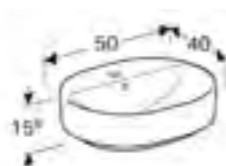
Art. no.	Product Description	RRP ex VAT
500.772.01.2	One tap hole with overflow	£282.24
500.773.01.2	One tap hole without overflow	£282.24



Elliptic lay-on basin

W 55 / D 40cm

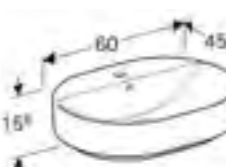
Art. no.	Product Description	RRP ex VAT
500.774.01.2	No tap hole without overflow	£278.09



Elliptic lay-on basin

W 50 / D 40cm

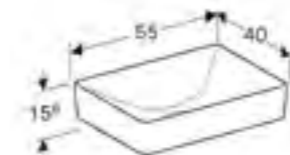
Art. no.	Product Description	RRP ex VAT
500.775.01.2	One tap hole with overflow	£269.78
500.776.01.2	One tap hole without overflow	£269.78



Elliptic lay-on basin

W 60 / D 45cm

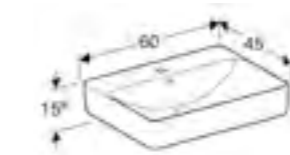
Art. no.	Product Description	RRP ex VAT
500.777.01.2	One tap hole with overflow	£290.55
500.778.01.2	One tap hole without overflow	£290.55



Rectangular lay-on basin

W 55 / D 40cm

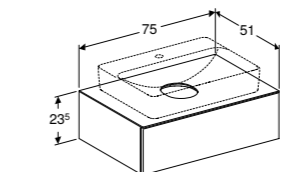
Art. no.	Product Description	RRP ex VAT
500.779.01.2	No tap hole without overflow	£286.39



Rectangular lay-on basin

W 60 / D 45cm

Art. no.	Product Description	RRP ex VAT
500.780.01.2	One tap hole with overflow	£298.83
500.781.01.2	One tap hole without overflow	£298.83

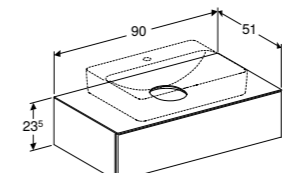


75cm cabinet for lay-on washbasin, with one drawer

W 75 / D 51 / H 23.5cm

With integrated shelf surface and trap.

Art. no.	Product Description	RRP ex VAT
501.159.00.1	White	£1,018.44
501.160.00.1	Lava	£1,018.44
501.162.00.1	Hickory	£1,018.44
501.163.00.1	Oak	£1,018.44

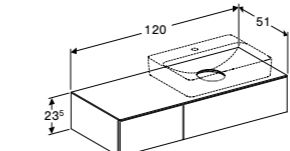


90cm cabinet for lay-on washbasin, with one drawer

W 90 / D 51 / H 23.5cm

With integrated shelf surface and trap.

Art. no.	Product Description	RRP ex VAT
501.165.00.1	White	£1,135.35
501.166.00.1	Lava	£1,135.35
501.168.00.1	Hickory	£1,135.35
501.169.00.1	Oak	£1,135.35

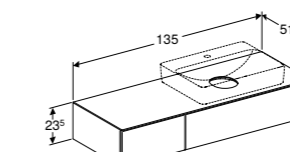


120cm cabinet for lay-on washbasin, with two drawers

W 120 / D 51 / H 23.5cm

With integrated shelf surface and trap.

Art. no.	Product Description	RRP ex VAT
501.171.00.1	White	£1,776.60
501.172.00.1	Lava	£1,776.60
501.174.00.1	Hickory	£1,776.60
501.175.00.1	Oak	£1,776.60



135cm cabinet for lay-on washbasin, with two drawers

W 135 / D 51 / H 23.5cm

With integrated shelf surface and trap.

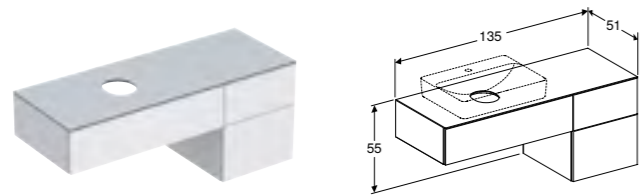
Art. no.	Product Description	RRP ex VAT
501.177.00.1	White	£1,919.93
501.178.00.1	Lava	£1,919.93
501.180.00.1	Hickory	£1,919.93
501.181.00.1	Oak	£1,919.93





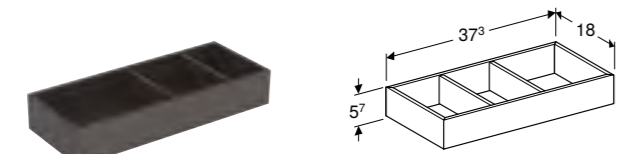
120cm cabinet for lay-on washbasin, with three drawers
 W 120 / D 51 / H 55cm
 With integrated shelf surface and trap.

Art. no.	Product Description	RRP ex VAT
501.183.00.1	White	£1,965.19
501.184.00.1	Lava	£1,965.19
501.186.00.1	Hickory	£1,965.19
501.187.00.1	Oak	£1,965.19



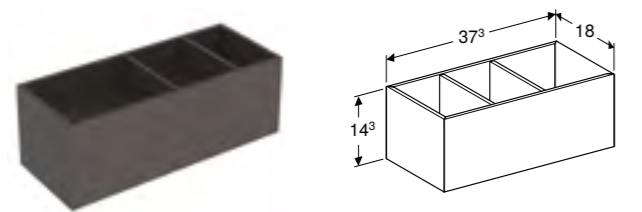
135cm cabinet for lay-on washbasin, with three drawers
 W 135 / D 51 / H 55cm
 With integrated shelf surface and trap.

Art. no.	Product Description	RRP ex VAT
501.189.00.1	White	£2,108.53
501.190.00.1	Lava	£2,108.53
501.192.00.1	Hickory	£2,108.53
501.193.00.1	Oak	£2,108.53



Square drawer insert low
 W 18 / D 37.3 / H 5.7cm
 H-partition suitable for VariForm units.

Art. no.	RRP ex VAT
501.156.00.1	£75.44



Square drawer insert high
 W 18 / D 37.3 / H 14.3cm
 H-partition suitable for VariForm units.

Art. no.	RRP ex VAT
501.157.00.1	£82.99



RENOVA PLAN





The Geberit Renova Plan slim vanity basins offer a special sense of lightness, with a narrow circumferential rim, and are in line with the latest bathroom trends. Lots of storage space can also be created in every bathroom by adding washbasin cabinets and tall cabinets with a slim design. Elegant lines throughout the bathroom.



DESIGN



CLEANLINESS



RENOVA PLAN WASHBASINS

A VARIETY OF BASINS AND FURNITURE WITH CLEAR LINES

Featuring ceramic appliances with a clear, angular design and an attractive bathroom furniture range, Geberit Renova Plan offers varying design options. The slim washbasins with a narrow circumferential rim are available in many different sizes and are in line with the latest bathroom trends. The design versions with a shelf on one, or both sides are a big plus for extra storage space. Attractive double washbasins are also available.



RENOVA PLAN FURNITURE

While being rich in storage space, the Geberit Renova Plan washbasin cabinets are streamlined and light in appearance. They can be combined with high-level cabinets and smaller low cabinets in a variety of different ways. This creates bathrooms that suit your individual taste and space requirements.

The furniture range with integrated profile handles emphasises the clear lines. It is available in white and lava, as well as in light or dark hickory.



All bodies and fronts are made of moisture-resistant materials.



Plenty of room to store toiletries.





RENOVA PLAN BATHS

Enjoying a bath in your own bathroom provides a moment of peace, relaxation and regeneration – one of the best ways to escape our everyday lives.

Geberit Renova Plan baths are available in a range of lengths and widths to fit into your bathroom perfectly.



WASHBASINS WITH VANITY UNITS



550, 600, 800 & 1000mm
slim basin with one drawer vanity unit



1300mm slim double basin
with 2 drawer vanity unit

FURNITURE



Tall, medium & lower cabinets



Upper cabinet

BATHS



1400, 1500, 1600, 1700 x 700mm
1600, 1700 x 7500mm
1800 x 800mm
built in baths with feet

FINISHES



White high-gloss coated



Lava matt coated

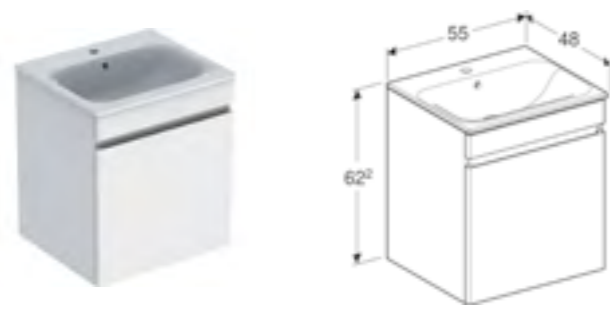


Light hickory wood-textured foil



Hickory wood-textured foil





55cm slim basin and vanity unit

W 55 / D 48 / H 62.2cm

Wall mounted, handleless design, with concealed internal drawer.

Art. no.	Product Description	RRP ex VAT
501.914.01.1	Centred tap hole, White	£757.00
501.914.JK.1	Centred tap hole, Lava	£757.00
501.914.00.1	Centred tap hole, Light hickory	£757.00
501.914.JR.1	Centred tap hole, Hickory	£757.00

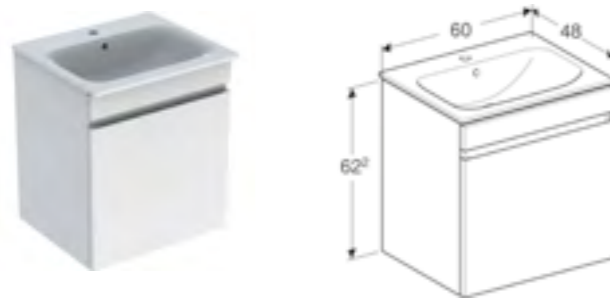


Upper cabinet

W 39 / D 17.3 / H 70cm

Wall mounted, handleless design, with two integrated shelves.

Art. no.	Product Description	RRP ex VAT
501.920.01.1	White	£477.63
501.920.JK.1	Lava	£477.63
501.920.00.1	Light hickory	£477.63
501.920.JR.1	Hickory	£477.63



60cm slim basin and vanity unit

W 60 / D 48 / H 62.2cm

Wall mounted, handleless design, with concealed internal drawer.

Art. no.	Product Description	RRP ex VAT
501.915.01.1	Centred tap hole, White	£846.94
501.915.JK.1	Centred tap hole, Lava	£846.94
501.915.00.1	Centred tap hole, Light hickory	£846.94
501.915.JR.1	Centred tap hole, Hickory	£846.94



Lower cabinet

W 39 / D 36 / H 70cm

Wall mounted, handleless design, with two integrated shelves.

Art. no.	Product Description	RRP ex VAT
501.921.01.1	White	£517.36
501.921.JK.1	Lava	£517.36
501.921.00.1	Light hickory	£517.36
501.921.JR.1	Hickory	£517.36



80cm slim basin and vanity unit

W 80 / D 48 / H 62.2cm

Wall mounted, handleless design, with concealed internal drawer.

Art. no.	Product Description	RRP ex VAT
501.916.01.1	Centred tap hole, White	£1,145.04
501.916.JK.1	Centred tap hole, Lava	£1,145.04
501.916.00.1	Centred tap hole, Light hickory	£1,145.04
501.916.JR.1	Centred tap hole, Hickory	£1,145.04




Medium cabinet

W 39 / D 36 / H 105cm

Wall mounted, handleless design with three shelves.

Art. no.	Product Description	RRP ex VAT
501.922.01.1	White	£677.44
501.922.JK.1	Lava	£677.44
501.922.00.1	Light hickory	£677.44
501.922.JR.1	Hickory	£677.44



100cm slim basin and vanity unit

W 100 / D 48 / H 62.2cm

Wall mounted, handleless design, with concealed internal drawer.

Art. no.	Product Description	RRP ex VAT
501.917.01.1	Centred tap hole, White	£1,484.63
501.917.JK.1	Centred tap hole, Lava	£1,484.63
501.917.00.1	Centred tap hole, Light hickory	£1,484.63
501.917.JR.1	Centred tap hole, Hickory	£1,484.63



Tall cabinet

W 39 / D 36 / H 180cm

Wall mounted, handleless design, with integrated shelves.

Art. no.	Product Description	RRP ex VAT
501.923.01.1	White	£895.46
501.923.JK.1	Lava	£895.46
501.923.00.1	Light hickory	£895.46
501.923.JR.1	Hickory	£895.46




130cm slim double basin and vanity unit

W 130 / D 48 / H 62.2cm

Wall mounted, handleless design, with concealed internal drawer.

Art. no.	Product Description	RRP ex VAT
501.918.01.1	Centred tap hole, White	£1,920.09
501.918.JK.1	Centred tap hole, Lava	£1,920.09
501.918.00.1	Centred tap hole, Light hickory	£1,920.09
501.918.JR.1	Centred tap hole, Hickory	£1,920.09



Rectangular bath with feet

Built in bath, with feet.

Art. no.	Product Description	RRP ex VAT
554.310.01.1	140cm x 70cm	£472.96
554.311.01.1	150cm x 70cm	£472.96
554.312.01.1	160cm x 70cm	£472.96
554.313.01.1	160cm x 75cm	£507.99
554.314.01.1	170cm x 70cm	£472.96
554.315.01.1	170cm x 75cm	£507.99
554.316.01.1	180cm x 80cm	£560.55

SELNOVA COMPACT





The Geberit Selnova Compact range offers ideal solutions for stylishly fitted out small bathrooms and ensuites. Pleasant freedom of movement.



DESIGN



CLEANLINESS



ACCESSIBILITY



COMPACT
OPTION



SELNOVA COMPACT WASHBASINS

SMALL CAN BE BEAUTIFUL

The special Geberit Selnova Compact range offers ideal solutions for stylishly fitted out small bathrooms and guest toilets. As well as short projection toilets and bidets, the range includes handrinse basins with a compact depth and corner basins to save those crucial few centimetres which make such a difference in a small room.

The washbasin cabinets, available in white and grey gloss provide ample storage solutions when space is at a premium.



SELNOVA COMPACT TOILETS

Available in a round and square design.



Soft closing



Ground clearance



QuickRelease
function for the
toilet seat



Rimfree®



HANDRINSE WASHBASINS



360, 450mm



450mm short projection

WASHBASINS



500, 550, 600, 650mm

FURNITURE



500mm vanity with towel rail



450, 500, 550 & 600mm vanity



650mm vanity



450 & 700mm corner vanity



450, 500, 550 & 600mm plinths



Feet set

WC'S



Premium round compact wall-hung



Round compact wall-hung Rimfree®



Compact back-to-wall Rimfree®



Compact close coupled Rimfree®



Rimfree® square compact & wall-hung

BIDETS



Round compact wall-hung bidet



Square compact wall-hung bidet

FINISHES



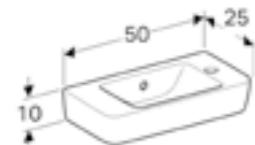
White, high gloss coated



Light grey, high gloss coated

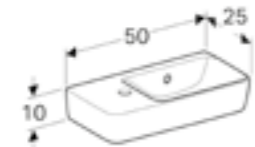


Scan for further product information



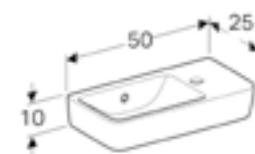
50cm washbasin
W 50 / D 25 / H 10cm
Visible overflow.

Art. no.	Product Description	RRP ex VAT
501.507.00.7	One tap hole	£115.83



50cm washbasin with LH shelf space
W 50 / D 25 / H 10cm
Visible overflow.

Art. no.	Product Description	RRP ex VAT
501.506.00.7	One tap hole with left hand shelf space	£121.67



50cm washbasin with RH shelf space
W 50 / D 25 / H 10cm
Visible overflow.

Art. no.	Product Description	RRP ex VAT
501.513.00.7	One tap hole with right hand shelf space	£121.67



Unit for 50cm handrinse basin, left hand towel rail
W 44.8 / D 22.2 / H 60.4cm

Art. no.	Product Description	RRP ex VAT
501.495.00.1	Grey	£294.22
501.496.00.1	White	£294.22



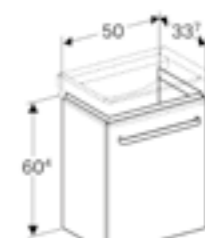
Unit for 50cm handrinse basin, right hand towel rail
W 44.8 / D 22.2 / H 60.4cm.

Art. no.	Product Description	RRP ex VAT
501.497.00.1	Grey	£294.22
501.498.00.1	White	£294.22



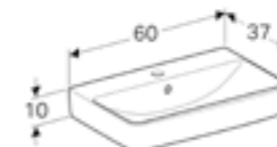
55cm washbasin
W 55 / D 37 / H 10cm
Visible overflow.

Art. no.	Product Description	RRP ex VAT
501.509.00.6	One tap hole	£121.67
501.510.00.7	Two tap holes	£121.67



Unit for 55cm washbasin
W 50 / D 33.7 / H 60.4cm

Art. no.	Product Description	RRP ex VAT
501.614.42.1	Grey	£308.92
501.614.01.1	White	£308.92



60cm washbasin
W 60 / D 37 / H 10cm
Visible overflow.

Art. no.	Product Description	RRP ex VAT
501.511.00.7	One tap hole	£127.75
501.512.00.7	Two tap holes	£127.75



Unit for 60cm washbasin
W 55 / D 33.7 / H 60.4cm

Art. no.	Product Description	RRP ex VAT
501.615.42.1	Grey	£324.35
501.615.01.1	White	£324.35



65cm washbasin
W 65 / D 40 / H 18.5cm
Visible overflow.

Art. no.	Product Description	RRP ex VAT
501.890.00.7	With central tap hole	£157.12
501.892.00.7	Without tap hole	£157.12



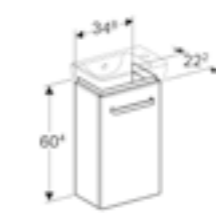
Unit for 65cm washbasin
W 59.7 / D 39.7 / H 60.5cm
With two doors.

Art. no.	Product Description	RRP ex VAT
501.956.42.1	Grey	£415.95
501.956.01.1	White	£415.95



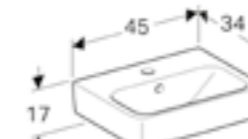
40cm handrinse washbasin
W 40 / D 25 / H 10cm
Visible overflow.

Art. no.	Product Description	RRP ex VAT
501.517.00.7	Right tap hole	£84.11
501.518.00.7	Left tap hole	£84.11



Unit for 40cm handrinse basin left hand and right hand
W 34.8 / D 22.2 / H 60.4cm

Art. no.	Product Description	RRP ex VAT
501.487.00.1	Grey	£209.00
501.488.00.1	White	£209.00



45cm handrinse washbasin
W 45 / D 34 / H 17cm
Visible overflow.

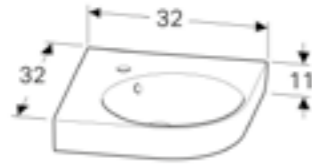
Art. no.	Product Description	RRP ex VAT
501.515.00.6	One tap hole	£88.31
501.516.00.7	Two tap holes	£88.31



Unit for 45cm washbasin
W 40 / D 31 / H 60.4cm

Art. no.	Product Description	RRP ex VAT
501.613.42.1	Grey	£219.44
501.613.01.1	White	£219.44



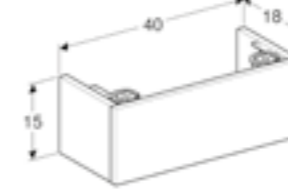


45cm* round corner handrinse basin
W 32 / D 32 / H 11cm
Visible overflow.

Art. no. **Product Description**
501.519.00.6 One tap hole

RRP ex VAT
£91.21

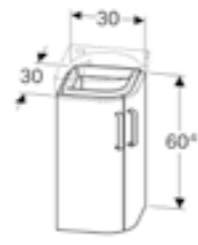
*dimension for corner to corner measurement



Plinth for 50cm handrinse basin unit
W 40 / D 18 / H 15cm

Art. no. **Product Description**
501.588.00.1 Grey
501.589.00.1 White

RRP ex VAT
£64.74
£64.74



Unit for corner 45cm handrinse basin
W 30 / D 30 / H 60.4cm

Art. no. **Product Description**
501.483.00.1 Grey
501.484.00.1 White

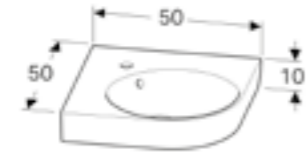
RRP ex VAT
£302.60
£302.60



Plinth for 55cm washbasin unit
W 45.8 / D 29.7 / H 15cm

Art. no. **Product Description**
501.592.00.1 Grey
501.593.00.1 White

RRP ex VAT
£67.94
£67.94

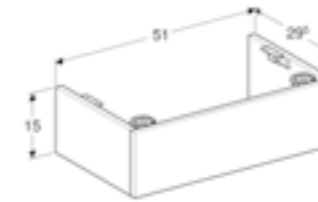


70cm* round corner washbasin
W 50 / D 50 / H 10cm
Visible overflow.

Art. no. **Product Description**
501.508.00.7 One tap hole

RRP ex VAT
£115.83

*dimension for corner to corner measurement



Plinth for 60cm washbasin unit
W 51 / D 29.5 / H 15cm

Art. no. **Product Description**
501.594.00.1 Grey
501.595.00.1 White

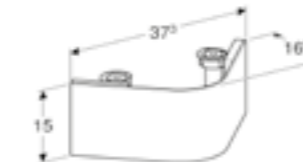
RRP ex VAT
£71.36
£71.36



Unit for corner 70cm handrinse basin
W 48.2 / D 48.2 / H 60.4cm

Art. no. **Product Description**
501.485.00.1 Grey
501.486.00.1 White

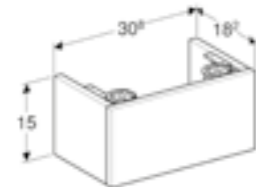
RRP ex VAT
£391.73
£391.73



Plinth for 45cm corner washbasin unit
W 37 / D 16.5 / H 15cm

Art. no. **Product Description**
501.598.00.1 Grey
501.599.00.1 White

RRP ex VAT
£66.55
£66.55



Plinth for 40cm handrinse basin unit
W 30.8 / D 18.2 / H 15cm

Art. no. **Product Description**
501.586.00.1 Grey
501.587.00.1 White

RRP ex VAT
£45.99
£45.99



Plinth for 70cm corner washbasin unit
W 63 / D 26 / H 15cm

Art. no. **Product Description**
501.601.00.1 Grey
501.602.00.1 White

RRP ex VAT
£86.16
£86.16



Plinth for 45cm washbasin unit
W 36 / D 27 / H 15cm

Art. no. **Product Description**
501.590.00.1 Grey
501.591.00.1 White

RRP ex VAT
£48.29
£48.29



Furniture feet set
W 4 / D 4 / H 15-16.5cm

Art. no. **Product Description**
500550000 Chrome plated

RRP ex VAT
£36.78



Floor standing premium toilet, for close coupled cistern, Rimfree®
W 35.5 / D 60 / H 40cm
Multidirectional outlet.

Art. no.	Product Description	RRP ex VAT
500.478.01.7	White	£225.99

Pictured with 501.459.00.6, both cistern and seat sold separately.



Square wall-hung bidet
W 35 / D 48 / H 34.5cm
Square design, short projection, one tap hole.

Art. no.	Product Description	RRP ex VAT
500.272.01.7	White	£177.22



Floor standing toilet, back-to-wall, Rimfree®
W 35.5 / D 48 / H 40cm
Semi-shrouded.

Art. no.	Product Description	RRP ex VAT
500.394.01.7	White	£267.63

Seat sold separately.



Wall-hung bidet
W 35.5 / D 48 / H 34.5cm
Short projection, one tap hole.

Art. no.	Product Description	RRP ex VAT
500.368.01.7	White	£162.15



Wall-hung toilet, Rimfree®
W 35.5 / D 48 / H 34cm
Washdown toilet pan, short projection.

Art. no.	Product Description	RRP ex VAT
500.349.01.7	White	£247.34

Seat sold separately.



Toilet seat
W 35.5 / D 45 / H 5cm
Square design, white, metal hinges, for use with 501.504.00.7.

Art. no.	Product Description	RRP ex VAT
500.338.01.1	Standard close, top fix	£61.43
500.334.01.1	Soft close, top fix	£108.02
500.336.01.1	Soft close, quick release, top fix	£122.39



Wall-hung toilet
W 36 / D 48 / H 34cm
Square design, short projection.

Art. no.	Product Description	RRP ex VAT
501.504.00.7	White	£193.70

Seat sold separately



Square toilet seat
W 35.5 / D 45 / H 5cm
For use with 500.280.01.7, fastening from above.

Art. no.	Product Description	RRP ex VAT
501.928.01.1	Standard close	£61.43
501.929.01.1	Soft close	£108.02
501.930.01.1	Soft close, quick release	£122.39



Wall-hung toilet, Rimfree®
W 35 / D 49 / H 34.5cm
Square design, short projection.

Art. no.	Product Description	RRP ex VAT
500.280.01.7	White	£262.43

Seat sold separately.



Round toilet seat
W 37 / D 39.5 / H 5cm
For use with 500.394.01.7 and 500.478.01.7, fastening from above.

Art. no.	Product Description	RRP ex VAT
501.877.00.1	Standard close	£73.38
501.878.00.1	Soft close	£106.05
501.931.00.1	Soft close, quick release	£130.52



Shrouded wall-hung toilet, Rimfree®
W 35.5 / D 49 / H 33cm
Washdown toilet pan, short projection, shrouded.

Art. no.	Product Description	RRP ex VAT
500.377.01.7	White	£337.65

Seat sold separately

SELNOVA SQUARE





Geberit Selnova Square's modern, yet classic designs, blend harmoniously into any bathroom. This is in addition to many clever solutions for special requirements, making it very easy to turn an old bathroom into a modern space. **Corners and edges, new highlights.**



DESIGN



CLEANLINESS



ACCESSIBILITY



SELNOVA SQUARE WASHBASINS & FURNITURE

A CLEAN-LINED CONCEPT

The washbasins taper downwards to form a connection with the cabinets underneath, which are set noticeably further back. This approach enhances the slimline, light weight appearance of the bathroom series. The integrated, delicately curving profile handles mimic the curves formed by the fronts of the washbasins, emphasising the impression of lightness.

Modular side cabinets are available in a variety of shapes and sizes and with corresponding mirror cabinets for extra storage. The furniture is delivered fully preassembled, and available as either white high gloss or lava matt.



SELNOVA SQUARE TOILETS

SUITABLE TOILETS FOR EVERY CONSTRUCTION SITUATION

The Geberit Selnova Square design language follows through to the toilet and bidet options. The wide range of both wall-hung and floor-standing toilets offers a solution for every bathroom – including for cost-effective modernisations without complex structural modifications.



Soft closing



Ground clearance



QuickRelease
function for the
toilet seat



Rimfree®



HANDRINSE WASHBASINS



36 & 45cm



45cm short projection



36, 45 & 50cm handrinse basins with cabinet, one door



59 & 78cm countertop washbasin with cabinet and washtop with two drawers

WASHBASINS



50, 55, 60 & 65cm



55cm countertop



55cm semi-recessed

PEDESTALS



Pedestals full & semi

WASHBASINS WITH VANITY UNITS



55, 60, 80 & 100cm slim basin with 2 drawer vanity



55 & 60cm slim basin with 1 door vanity



80 & 100cm slim basin with 2 door vanity

FURNITURE



65cm low cabinet with 1 door



85cm medium cabinet with 1 door

MIRRORS & MIRROR CABINETS



60cm & 80cm mirrors



60 & 80cm mirror cabinet with 1 door



Lamp for mirror cabinet, chrome finish

WCs



Rimfree® close coupled



Rimfree® close coupled fully back-to-wall



Rimfree® back-to-wall



Rimfree® & open rim wall-hung



Rimfree® wall-hung, semi-shrouded



Rimfree® wall-hung, fully-shrouded

BIDETS



Back-to-wall



Wall-hung

FINISHES



White, high coated gloss



Lava, matt coated



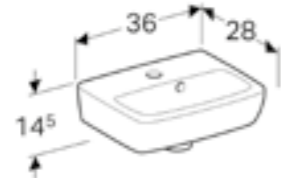
Light hickory, wood-textured melamine



Hickory, wood-textured melamine

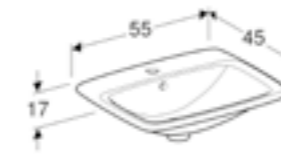


Scan for further product information



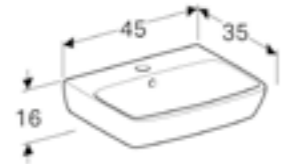
36cm handrinse washbasin
W 36 / D 28 / H 14.5cm
Visible overflow.

Art. no.	Product Description	RRP ex VAT
501.469.00.6	One tap hole	£70.92
501.471.00.7	Two tap holes	£70.92



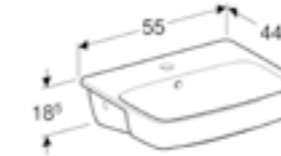
55cm countertop basin
W 55 / D 45 / H 17cm
Visible overflow.

Art. no.	Product Description	RRP ex VAT
501.466.00.7	One tap hole	£124.28



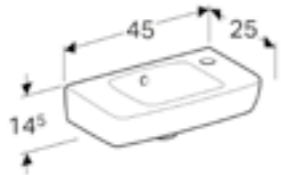
45cm handrinse washbasin
W 45 / D 35 / H 16cm
Visible overflow.

Art. no.	Product Description	RRP ex VAT
501.473.00.6	One tap hole	£77.31
501.474.00.7	Two tap holes	£77.31



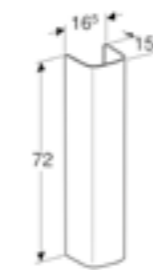
55cm semi-recessed washbasin
W 55 / D 44 / H 18.5cm
Visible overflow.

Art. no.	Product Description	RRP ex VAT
501.467.00.7	One tap hole	£176.82
501.468.00.7	Two tap holes	£176.82



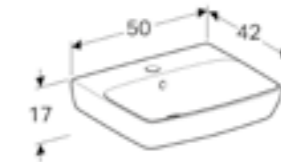
45cm handrinse basin, small projection, with shelf surface
W 45 / D 25 / H 14.5cm
Visible overflow.

Art. no.	Product Description	RRP ex VAT
500.318.01.7	Right hand tap hole	£74.47
500.319.01.7	Left hand tap hole	£69.89



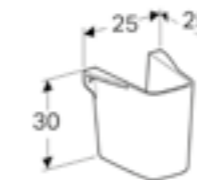
Full pedestal
W 16.5 / D 15 / H 72cm
For use with 65/55/50/45/36cm washbasins.

Art. no.	Product Description	RRP ex VAT
501.476.00.6	White	£66.18



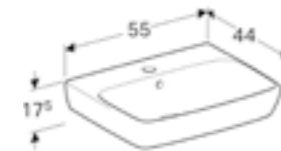
50cm washbasin
W 50 / D 42 / H 17cm
Visible overflow.

Art. no.	Product Description	RRP ex VAT
501.460.00.6	One tap hole	£89.11



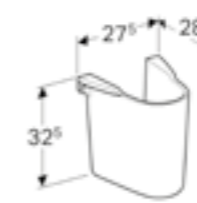
Semi pedestal
W 25 / D 25.1 / H 30cm
For use with 45/50cm washbasins.

Art. no.	Product Description	RRP ex VAT
501.477.00.7	White	£67.14



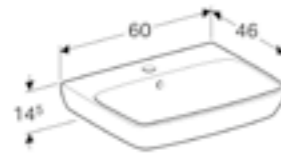
55cm washbasin
W 55 / D 44 / H 17.5cm
Visible overflow.

Art. no.	Product Description	RRP ex VAT
501.462.00.6	One tap hole	£98.66



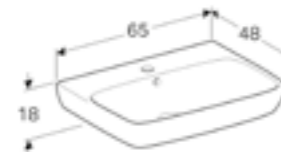
Semi pedestal
W 27.5 / D 28.5 / H 32.5cm
For use with 65/55/50cm washbasins.

Art. no.	Product Description	RRP ex VAT
501.455.00.6	White	£65.11



60cm washbasin
W 60 / D 46 / H 14.5cm
Visible overflow.

Art. no.	Product Description	RRP ex VAT
501.464.00.6	One tap hole	£112.60



65cm washbasin
W 65 / D 48 / H 18cm
Visible overflow.

Art. no.	Product Description	RRP ex VAT
501.465.00.7	One tap hole	£129.29



36cm set of handrinse basins with cabinet and one door
W 36 / D 28 / H 65.2cm

Art. no.	Product Description	RRP ex VAT
502.742.00.1	White	£278.82
502.743.00.1	Lava	£278.82
502.744.00.1	Hickory	£278.82
502.745.00.1	Light hickory	£278.82



55cm slim basin and two drawer vanity unit
W 55 / D 50.2 / H 65.2cm

Art. no.	Product Description	RRP ex VAT
501.232.00.1	White	£575.37
501.233.00.1	Lava	£575.37
501.234.00.1	Hickory	£575.37
501.235.00.1	Light hickory	£575.37



45cm set of handrinse basins with cabinet and one door
W 45 / D 35 / H 64.9cm

Art. no.	Product Description	RRP ex VAT
502.746.00.1	White	£303.06
502.747.00.1	Lava	£303.06
502.748.00.1	Hickory	£303.06
502.749.00.1	Light hickory	£303.06



60cm slim basin and two drawer vanity unit
W 60 / D 50.2 / H 65.2cm

Art. no.	Product Description	RRP ex VAT
501.236.00.1	White	£609.87
501.237.00.1	Lava	£609.87
501.238.00.1	Hickory	£609.87
501.239.00.1	Light hickory	£609.87



50cm set of handrinse basins with cabinet and one door
W 50 / D 42 / H 64.9cm

Art. no.	Product Description	RRP ex VAT
502.750.00.1	White	£339.01
502.751.00.1	Lava	£339.01
502.752.00.1	Hickory	£339.01
502.753.00.1	Light hickory	£339.01



80cm slim basin and two drawer vanity unit
W 80 / D 50.2 / H 65.2cm

Art. no.	Product Description	RRP ex VAT
501.240.00.1	White	£837.15
501.241.00.1	Lava	£837.15
501.242.00.1	Hickory	£837.15
501.243.00.1	Light hickory	£837.15



59cm set of countertop washbasins with cabinet and washtop and two drawers
W 59.1 / D 50.2 / H 70.3cm

Art. no.	Product Description	RRP ex VAT
502.868.00.1	White	£715.00
502.869.00.1	Lava	£715.00
502.870.00.1	Hickory	£715.00
502.871.00.1	Light hickory	£715.00



100cm slim basin and two drawer vanity unit
W 100 / D 50.2 / H 65.2cm

Art. no.	Product Description	RRP ex VAT
501.244.00.1	White	£1,078.99
501.245.00.1	Lava	£1,078.99
501.246.00.1	Hickory	£1,078.99
501.247.00.1	Light hickory	£1,078.99



79cm set of countertop washbasins with cabinet and washtop and two drawers
W 79.1 / D 50.2 / H 70.3cm

Art. no.	Product Description	RRP ex VAT
502.872.00.1	White	£840.00
502.873.00.1	Lava	£840.00
502.874.00.1	Hickory	£840.00
502.875.00.1	Light hickory	£840.00



55cm slim basin and one door vanity unit
W 55 / D 50.2 / H 65.2cm

Art. no.	Product Description	RRP ex VAT
501.248.00.1	White	£399.60
501.249.00.1	Lava	£399.60
501.250.00.1	Hickory	£399.60
501.251.00.1	Light hickory	£399.60





60cm slim basin and one door vanity unit
W 60 / D 50.2 / H 65.2cm

Art. no.	Product Description	RRP ex VAT
501.252.00.1	White	£423.58
501.253.00.1	Lava	£423.58
501.254.00.1	Hickory	£423.58
501.255.00.1	Light hickory	£423.58



80cm slim basin and one door vanity unit
W 80 / D 50.2 / H 65.2cm

Art. no.	Product Description	RRP ex VAT
501.256.00.1	White	£613.92
501.257.00.1	Lava	£613.92
501.258.00.1	Hickory	£613.92
501.259.00.1	Light hickory	£613.92



100cm slim basin and two door vanity unit
W 100 / D 50.2 / H 65.2cm

Art. no.	Product Description	RRP ex VAT
501.260.00.1	White	£799.94
501.261.00.1	Lava	£799.94
501.262.00.1	Hickory	£799.94
501.263.00.1	Light hickory	£799.94



Low cabinet with one door
W 33 / D 29.7 / H 65cm

Art. no.	Product Description	RRP ex VAT
501.272.00.1	White	£303.27
501.273.00.1	Lava	£303.27
501.274.00.1	Hickory	£303.27
501.275.00.1	Light hickory	£303.27



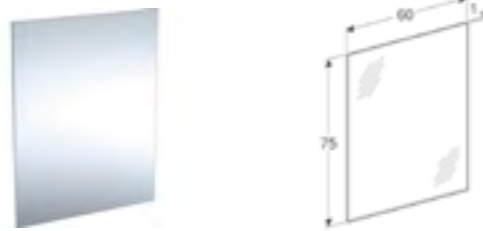
Medium cabinet with one door
W 33 / D 29.7 / H 85cm

Art. no.	Product Description	RRP ex VAT
501.276.00.1	White	£341.17
501.277.00.1	Lava	£341.17
501.278.00.1	Hickory	£341.17
501.279.00.1	Light hickory	£341.17



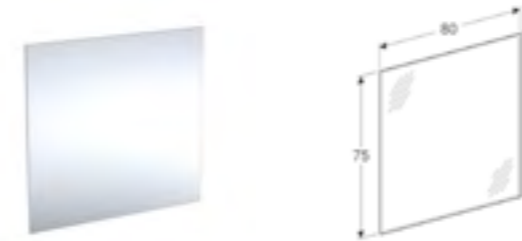
Set of feet
H 19.7 - 20.5cm

Art. no.	Product Description	RRP ex VAT
501.423.01.1	White	£40.00



60cm mirror
W 60 / D 1cm / H 75cm

Art. no.	RRP ex VAT
502.891.00.1	£100.00




80cm mirror
W 80 / D 1cm / H 75cm

Art. no.	RRP ex VAT
502.892.00.1	£120.00



58.8cm mirror cabinet, two doors
W 58.8 / D 17.5 / H 85cm

Art. no.	Product Description	RRP ex VAT
501.264.00.1	White	£358.34
501.265.00.1	Lava	£358.34
501.266.00.1	Hickory	£358.34
501.267.00.1	Light hickory	£358.34



78.8cm mirror cabinet, two doors
W 78.8 / D 17.5 / H 85cm

Art. no.	Product Description	RRP ex VAT
501.268.00.1	White	£433.78
501.269.00.1	Lava	£433.78
501.270.00.1	Hickory	£433.78
501.271.00.1	Light hickory	£433.78



Lighting kit
W 30 / D 10 / H 3.5cm

Art. no.	RRP ex VAT
501.280.00.1	£67.81



Floor standing toilet, for close coupled exposed cistern, Rimfree®
 W 35 / D 68 / H 40cm
 Horizontal outlet, 6/4 litre or 4/2.6 litre.

Art. no.	Product Description	RRP ex VAT
501.563.01.7	White	£218.23

Pictured with 501.459.00.6, both cistern and seat sold separately.



Wall-hung toilet, Rimfree®
 W 35 / D 53 / H 34cm
 Horizontal outlet, 6/4 litre or 4/2.6 litre.

Art. no.	Product Description	RRP ex VAT
501.458.00.7	White	£219.82

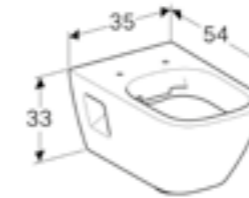
Seat sold separately



Floor standing toilet, back-to-wall for close coupled exposed cistern, Rimfree®
 W 35 / D 68 / H 40cm
 Horizontal outlet, 6/4 litre.

Art. no.	Product Description	RRP ex VAT
500.489.01.7	White	£246.62

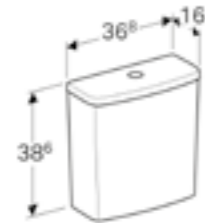
Pictured with 501.459.00.6, both cistern and seat sold separately.



Wall-hung toilet, Rimfree®
 W 35 / D 54 / H 33cm
 Semi-shrouded, horizontal outlet.

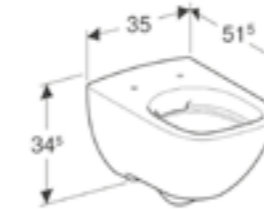
Art. no.	Product Description	RRP ex VAT
501.546.01.7	White	£309.99

Seat sold separately



Exposed cistern, bottom water supply connection
 W 36.8 / D 16 / H 38.6cm
 Close coupled dual flush 4/2.6 litre.

Art. no.	Product Description	RRP ex VAT
501.459.00.6	White	£118.40



Wall-hung toilet, Rimfree®
 W 35 / D 51.5 / H 34.5cm
 Fully shrouded toilet pan with hidden fastening, 6/4 litre.

Art. no.	Product Description	RRP ex VAT
502.726.00.1	White	£325.50

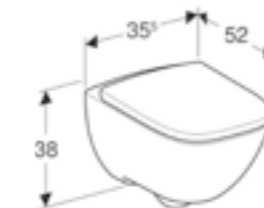
Seat sold separately



Floor standing toilet, back-to-wall, Rimfree®
 W 35.5 / D 53 / H 40cm
 Horizontal outlet, 6/4 litre or 4/2.6 litre.

Art. no.	Product Description	RRP ex VAT
501.564.01.7	White	£254.45

Seat sold separately



Wall-hung toilet with seat, Rimfree®
 W 35.5/D 52/ H 38cm
 Fully shrouded toilet pan with hidden fastening, 6/4 litre, soft close quick release WC seat Rimfree®

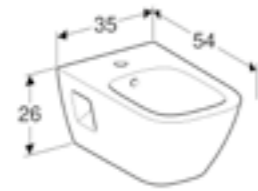
Art. no.	Product Description	RRP ex VAT
502.727.00.1	White	£426



Wall-hung toilet
 W 35 / D 53 / H 34cm
 Horizontal outlet, 6/4 litre or 4/2.6 litre.

Art. no.	Product Description	RRP ex VAT
501.457.00.6	White	£160.05

Seat sold separately



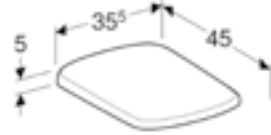
Wall-hung bidet
W 35 / D 54 / H 26cm
Semi-shrouded, visible overflow

Art. no.	Product Description	RRP ex VAT
501.547.01.7	White	£244.23



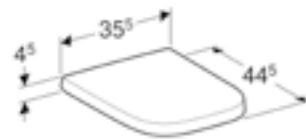
Floor standing bidet, back-to wall
W 35 / D 53 / H 40cm
Semi-shrouded

Art. no.	Product Description	RRP ex VAT
500.483.01.7	White	£205.24



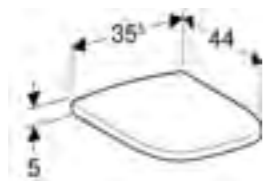
Toilet seat
W 35.5 / D 45 / H 5cm
White, metal hinges.

Art. no.	Product Description	RRP ex VAT
500.332.01.1	Standard close, bottom fix	£58.51
500.338.01.1	Standard close, top fix	£61.43
500.334.01.1	Soft closing, top fix	£108.02
500.336.01.1	Soft closing, quick release, top fix	£122.39



Toilet seat
W 35.5 / D 44.5 / H 4.5cm
For use with 501.546.01.7, white, metal hinges.

Art. no.	Product Description	RRP ex VAT
501.555.01.1	Standard close, top fix	£96.85
501.556.01.1	Soft closing, top fix	£154.97
501.557.01.1	Soft closing, quick release, top fix	£171.15



Toilet seat
W 35 / D 44 / H 5cm
Metal hinges, for fully shrouded pan.

Art. no.	Product Description	RRP ex VAT
502.725.00.1	Standard close, top fix	£147.00



SELNOVA





With its classic lines, the Geberit Selnova series can be incorporated into any bathroom. We have selected a simple and discreet design and brought the functionality to the fore. Geberit Selnova sets itself apart with its outstanding value for money, and the uncompromisingly high quality that has become synonymous with the Geberit brand. Classically timeless, for every bathroom.



DESIGN



CLEANLINESS




ACCESSIBILITY



SELNOVA WASHBASINS

HARMONIOUS BATHROOMS FOR ALL ROOM SIZES

The design language of the Geberit Selnova washbasins is characterised by a naturally soft geometry with gentle curves. This showcases the softly curving inner basin and a slim basin edge. The large tap hole bench can transform into extra storage space. Both corner and semi-recessed basins are also available in the range.





SELNOVA TOILETS AND BIDETS

SUITABLE TOILETS FOR EVERY CONSTRUCTION SITUATION

Geberit Selnova toilets also feature classically soft curves. In order to offer modern solutions for every bathroom, they are available as wall-hung and floor standing models. With Rimfree® technology the toilet ceramic pans are particularly easy to look after.

Matching bidets are also available as wall-hung and floor standing models.



Soft closing



Ground clearance



QuickRelease function for the toilet seat



Rimfree®

WASHBASINS



36, 45, 50, 55, 60 & 65cm



41 & 59cm corner



55cm semi-recessed

WCs



Close coupled



Semi-shrouded Rimfree® & open rim close coupled



Rimfree® & open rim back-to-wall



Rimfree® & open rim wall-hung



Shrouded Rimfree® wall-hung



Shrouded Rimfree® back-to-wall



Shrouded Rimfree® exposed fixings wall-hung



Shrouded Rimfree® raised height wall-hung

BIDETS



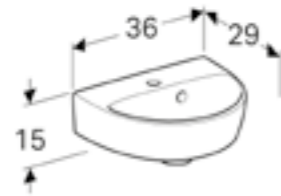
Back-to-wall

PEDESTALS



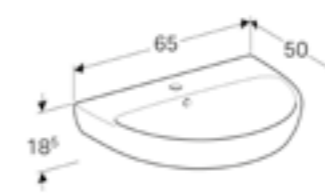
Pedestals full & semi





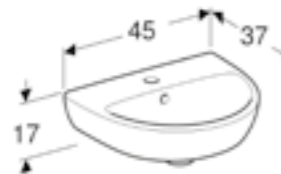
36cm handrinse washbasin
W 36 / D 29 / H 15cm
Visible overflow.

Art. no.	Product Description	RRP ex VAT
501.406.00.6	One tap hole	£67.55
501.407.00.7	Two tap holes	£67.55



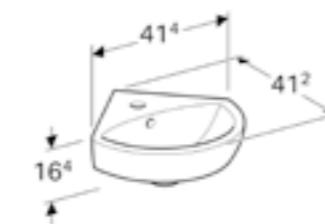
65cm washbasin
W 65 / D 50 / H 18.5cm
Visible overflow.

Art. no.	Product Description	RRP ex VAT
500.297.01.7	One tap hole	£122.19
501.403.00.7	Two tap holes	£122.19



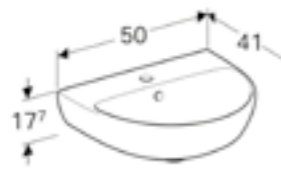
45cm handrinse washbasin
W 45 / D 37 / H 17cm
Visible overflow.

Art. no.	Product Description	RRP ex VAT
501.408.00.6	One tap hole	£73.61
501.409.00.6	Two tap holes	£73.61



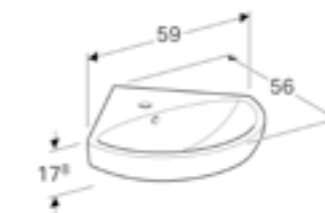
41cm corner washbasin
W 41.4 / D 41.2 / H 16.4cm
Visible overflow.

Art. no.	Product Description	RRP ex VAT
501.445.00.7	One tap hole	£67.55



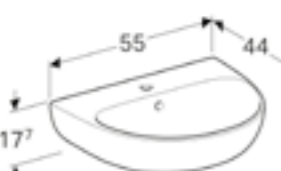
50cm washbasin
W 50 / D 41 / H 17.7cm
Visible overflow.

Art. no.	Product Description	RRP ex VAT
501.048.00.6	One tap hole	£82.04
501.049.00.6	Two tap holes	£82.04



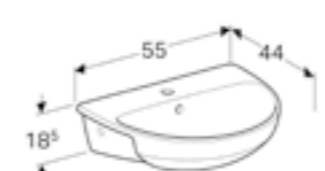
59cm corner washbasin
W 59 / D 56 / H 17.8cm
Visible overflow.

Art. no.	Product Description	RRP ex VAT
501.050.00.7	One tap hole	£84.89



55cm washbasin
W 55 / D 44 / H 17.7cm
Visible overflow.

Art. no.	Product Description	RRP ex VAT
501.060.00.6	One tap hole	£91.99
501.400.00.6	Two tap holes	£91.99



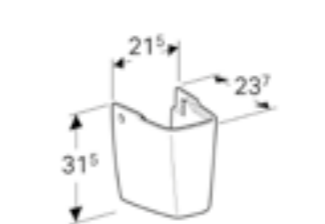
55cm semi-recessed washbasin
W 55 / D 44 / H 18.5cm
Visible overflow.

Art. no.	Product Description	RRP ex VAT
501.404.00.6	One tap hole	£168.38
501.405.00.7	Two tap holes	£168.38



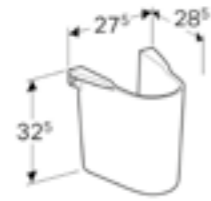
60cm washbasin
W 60 / D 48 / H 17.7cm
Visible overflow.

Art. no.	Product Description	RRP ex VAT
501.401.00.6	One tap hole	£107.96
501.402.00.7	Two tap holes	£107.96



Semi pedestal for handrinse basin
W 21.5 / D 23.7 / H 31.5cm
Includes fixings. For use with 45cm handrinse washbasin.

Art. no.	Product Description	RRP ex VAT
501.448.00.6	White	£75.03



Semi pedestal
W 27.5 / D 28.5 / H 32.5cm
For use with 65/55/50cm washbasins.

Art. no.	Product Description	RRP ex VAT
501.455.00.6	White	£65.11



Floor standing premium toilet, for close coupled exposed cistern, Rimfree®
W 36 / D 68 / H 40cm
Horizontal outlet, 6/4 litre or 5/3 litre.

Art. no.	Product Description	RRP ex VAT
500.285.01.6	White	£198.33

Pictured with 501.047.01.6, both cistern and seat sold separately.



Full pedestal
W 19 / D 17 / H 70cm
For use with 65/55/50cm washbasins and 50cm corner basin.

Art. no.	Product Description	RRP ex VAT
501.449.00.6	White	£63.02



Floor standing premium toilet, for close coupled exposed cistern
W 35.6 / D 66.5 / H 40cm
Bottom outlet, 6/4 litre.

Art. no.	Product Description	RRP ex VAT
500.151.01.7	White	£150.23

Pictured with 501.047.01.6, both cistern and seat sold separately.



Floor standing toilet, for close coupled exposed cistern
W 36 / D 67 / H 39cm
Horizontal outlet, 6/4 litre or 4/2.6 litre.

Art. no.	Product Description	RRP ex VAT
501.041.00.6	White	£136.61

Pictured with 501.047.01.6, both cistern and seat sold separately.



Floor standing premium toilet, for close coupled exposed cistern, Rimfree®
W 35.5 / D 66 / H 40cm
Multidirectional outlet.

Art. no.	Product Description	RRP ex VAT
500.488.01.7	White	£208.95

Pictured with 501.047.01.6, both cistern and seat sold separately.



Floor standing toilet, for close coupled exposed cistern
W 36 / D 67 / H 39cm
Bottom outlet, 6/4 litre.

Art. no.	Product Description	RRP ex VAT
501.040.00.6	White	£136.61

Pictured with 501.047.00.6, both cistern and seat sold separately.



Exposed cistern, bottom water supply connection
W 36.5 / D 16.3 / H 38cm
Close coupled dual flush 4/2.6 or 6/4 litre

Art. no.	Product Description	RRP ex VAT
501.047.00.6	White	£112.77



Floor standing premium toilet, for close coupled exposed cistern
W 36 / D 68 / H 40cm
Horizontal outlet, 6/4 litre or 4/2.6 litre.

Art. no.	Product Description	RRP ex VAT
501.042.00.6	White	£150.23

Pictured with 501.047.01.6, both cistern and seat sold separately.



Wall-hung toilet
W 35.8 / D 53 / H 33.2cm
Horizontal outlet, 6/4 litre or 4/2.6 litre.

Art. no.	Product Description	RRP ex VAT
500.260.01.7	White	£152.46

Seat sold separately



Floor standing premium toilet, with close coupled exposed cistern, with seat
W 36 / D 68 / H 79cm
Horizontal outlet, 6/4 litre or 4/2.6 litre, standard close WC seat

Art. no.	Product Description	RRP ex VAT
501.754.00.6	White	£285.36



Wall-hung toilet with seat
W 36 / D 53 / H 38cm
Wall-hung toilet with exposed fixings, 6/4 litre, standard close WC seat

Art. no.	Product Description	RRP ex VAT
501.752.00.1	White	£179.91

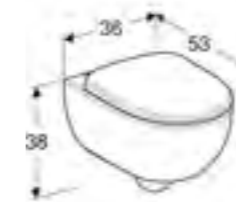
Seat sold separately



Wall-hung toilet with seat, Rimfree®
 W 36/ D 53/ H 39cm
 Toilet pan with exposed fixings, soft close quick release WC seat

Art. no.	Product Description	RRP ex VAT
501.751.00.1	White	£285.36

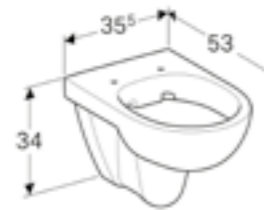
Seat sold separately



Wall-hung toilet with seat, Rimfree®
 W 36/ D 53/ H 38cm
 Fully shrouded toilet pan with hidden fastening, 6/4 litre, soft close quick release WC seat, Rimfree®

Art. no.	Product Description	RRP ex VAT
502.793.00.1	White	£393.75

Seat sold separately



Wall-hung toilet, Rimfree®
 W 35.5 / D 53 / H 34cm

Art. no.	Product Description	RRP ex VAT
501.045.00.7	White	£209.35

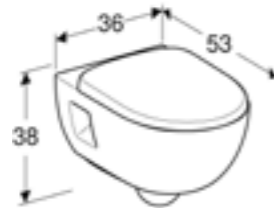
Seat sold separately



Floor standing toilet, fully shrouded, Rimfree®
 W 35.5 / D 53 / H 40cm
 Fully shrouded toilet pan with hidden fastening, 6/4 litre.

Art. no.	Product Description	RRP ex VAT
502.294.00.7	White	£341.25

Seat sold separately



Wall-hung toilet with seat, Rimfree®
 W 36/ D 53/ H 38cm
 Semi-shrouded toilet pan with exposed fixings, 6/4 litre, soft close quick release WC seat Rimfree®

Art. no.	Product Description	RRP ex VAT
501.750.00.1	White	£347.39

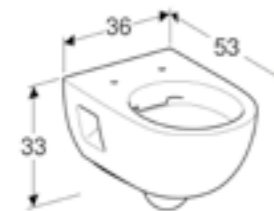
Seat sold separately



Floor standing shrouded toilet with seat, Rimfree®
 W 35.5 / D 53/ H 40cm
 Fully shrouded toilet pan with hidden fastening, 6/4 litre, soft close quick release WC seat, Rimfree®

Art. no.	Product Description	RRP ex VAT
502.794.00.1	White	£414.75

Seat sold separately



Wall-hung toilet, Rimfree®
 W 36 / D 53 / H 33cm
 Semi-shrouded, suitable for top fix hinges only.

Art. no.	Product Description	RRP ex VAT
501.545.01.7	White	£294.88

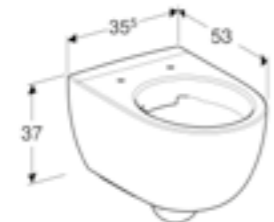
Seat sold separately



Floor standing toilet, back-to-wall
 W 35.5 / D 53 / H 40cm
 Horizontal outlet, 6/4 litre or 4/2.6 litre.

Art. no.	Product Description	RRP ex VAT
501.043.00.6	White	£184.73

Seat sold separately



Wall-hung toilet, Rimfree®
 W 35.5 / D 53 / H 37cm
 Raised seat height shrouded, suitable for top fix hinges only.

Art. no.	Product Description	RRP ex VAT
500.694.01.7	White	£551.07

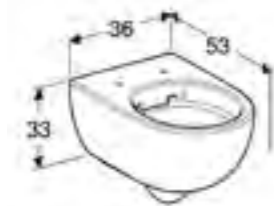
Seat sold separately.



Floor standing toilet, back-to-wall Rimfree®
 W 35.2 / D 53 / H 40cm
 Horizontal outlet.

Art. no.	Product Description	RRP ex VAT
500.393.01.7	White	£203.20

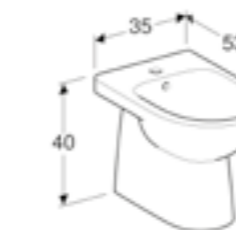
Seat sold separately



Wall-hung toilet, Rimfree®
 W 36 / D 53 / H 33cm
 Fully shrouded toilet pan with hidden fastening, 6/4 litre.

Art. no.	Product Description	RRP ex VAT
502.293.00.7	White	£325.50

Seat sold separately



Floor standing bidet, back-to-wall
 W 35 / D 53 / H 40cm
 Hidden water supply connection, visible overflow, hidden fastening.

Art. no.	Product Description	RRP ex VAT
500.289.01.7	White	£176.70



Toilet seat
W 36 / D 45 / H 5cm
Plastic, bottom fix hinges, white.

Art. no.	Product Description	RRP ex VAT
500.330.01.1	Standard close	£50.21



Toilet seat
W 36.2 / D 44.8 / H 5cm
White, metal hinges.

Art. no.	Product Description	RRP ex VAT
500.335.01.1	Soft closing, quick release, top fix	£122.39
500.331.01.1	Standard close, bottom fix	£55.70
500.333.01.1	Soft closing, top fix	£108.02
500.337.01.1	Standard close, top fix	£58.51



Family toilet seat
W 37.5 / D 47 / H 6.5cm
Soft close, quick release, top fix hinges

Art. no.	Product Description	RRP ex VAT
500.339.01.1	White	£116.98

GEBERIT AQUACLEAN SHOWER TOILETS














Water is an integral part of daily personal hygiene. It cleans, refreshes and brings a feeling of wellbeing. With the range of Geberit AquaClean models, from the simple to mount toilet enhancement, to the complete integrated toilet solution, you can also enjoy this comfort on the toilet. Decide for yourself how many additional pampering functions your shower toilet should offer. **Geberit AquaClean, enjoy the feeling of freshness and cleanliness every day.**









GEBERIT AQUACLEAN TUMA SURPRISINGLY VERSATILE

The AquaClean Tuma is available as a complete toilet solution with a perfectly fitting Rimfree® ceramic pan and hidden connections for electricity and water, or as a toilet enhancement solution. This can also be combined with a variety of previously installed ceramic pans for your introduction into the world of shower toilets.

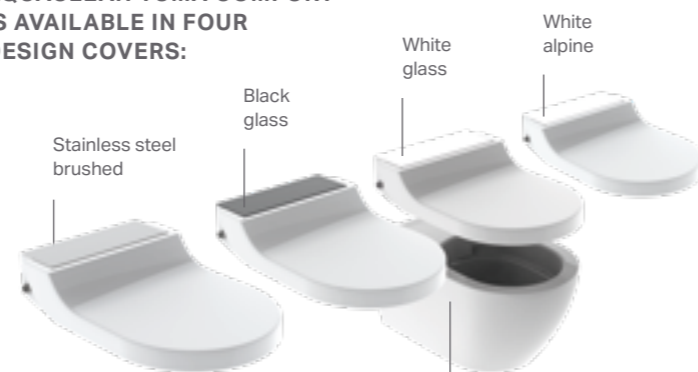
FEATURES OF AQUACLEAN TUMA COMFORT AND CLASSIC*

-  WhirlSpray shower technology with five adjustable shower pressure settings
-  Rimfree® toilet ceramic pan
-  Individually adjustable spray arm position
-  Adjustable water spray temperature
-  Oscillating spray
-  Descaling function
-  Soft closing
-  Quick release function for the toilet lid
-  Energy-saving function
-  Geberit App

ADDITIONAL COMFORT FUNCTIONS OF AQUACLEAN TUMA COMFORT

-  Intuitive and clearly laid-out remote control
-  Gently cleaning lady wash
-  Toilet seat heating
-  Dryer
-  Odour extraction
-  User detection

AQUACLEAN TUMA COMFORT IS AVAILABLE IN FOUR DESIGN COVERS:



Geberit AquaClean Tuma toilet enhancement solution with standard toilet ceramic appliance.

*Classic only available as an enhancement seat



ALBA



Alba wall-hung

AQUACLEAN 4000



Enhancement solution



Enhancement solution for standard ceramic pan.

AQUACLEAN TUMA COMFORT



Tuma Comfort wall-hung

TUMA ENHANCEMENT SOLUTION



Tuma Comfort enhancement seat



Tuma Classic enhancement seat

FINISHES

CLASSIC



White alpine

COMFORT



White glass



White alpine



Black glass

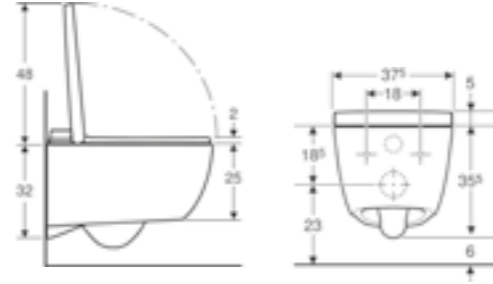


Stainless steel brushed



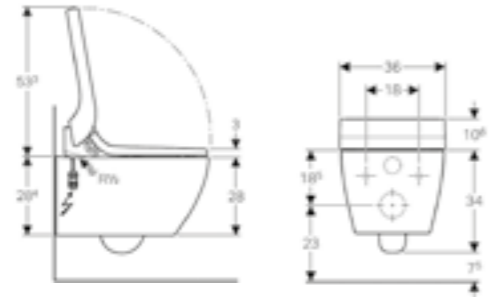
Scan for further product information





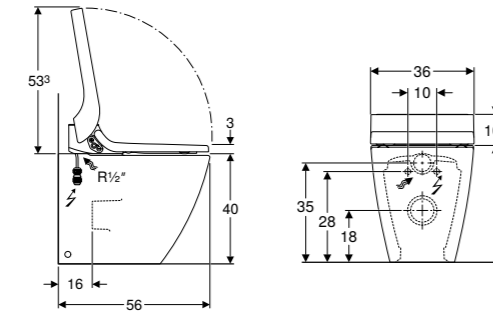
Geberit AquaClean Alba
W 37.5 / D 48 / H 40.5
Complete wall-hung solution.
Art. no. **Product Description** **RRP ex VAT**
146.350.01.1 White £1,100.00

Design cover



Geberit AquaClean Tuma Comfort
W 36 / D 55.3 / H 44.6cm
Complete wall-hung solution.
Art. no. **Product Description** **RRP ex VAT**
146.290.11.1 White alpine £2,838.06
146.290.SI.1 White glass £2,881.74
146.290.SJ.1 Black glass £2,881.74
146.290.FW.1 Stainless steel brushed £2,910.84

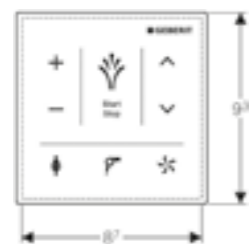
Design cover



Geberit AquaClean Tuma Comfort floorstanding
W 36 / D 56 / H 43cm
Complete solution.
Art. no. **Product Description** **RRP ex VAT**
146.310.SI.1 White glass £3,110.06
146.310.SJ.1 Black glass £3,110.06
146.310.FW.1 Stainless steel brushed £3,139.15
146.310.11.1 White alpine £3,066.99

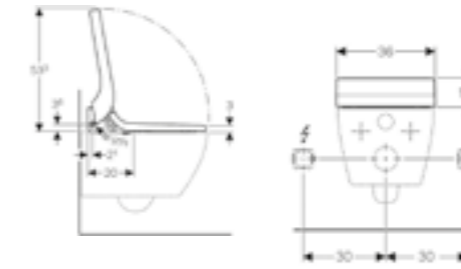
Design cover

WALL REMOTE - AVAILABLE AS AN OPTIONAL EXTRA



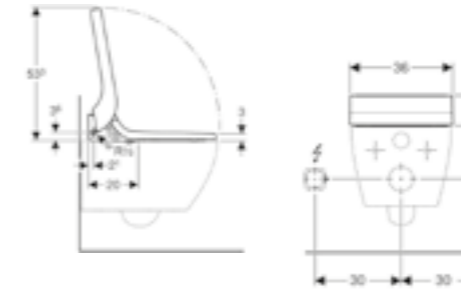
Geberit wall remote for AquaClean Mera and Tuma
W 8.7 / H 9.3cm
Art. no. **Product Description** **RRP ex VAT**
147.038.SI.1 White £401.12
147.038.SJ.1 Black £401.12

ENHANCEMENT SOLUTIONS

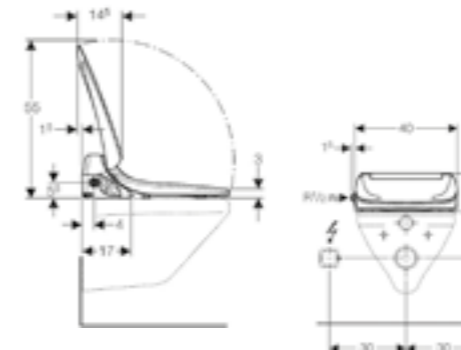


Geberit AquaClean Tuma Comfort
W 36 / D 52.3 / H 10.6cm
Enhancement solution.
Art. no. **Product Description** **RRP ex VAT**
146.278.11.1 White alpine £2,401.42
146.278.SI.1 White glass £2,445.10
146.278.SJ.1 Black glass £2,445.10
146.278.FW.1 Stainless steel brushed £2,474.21

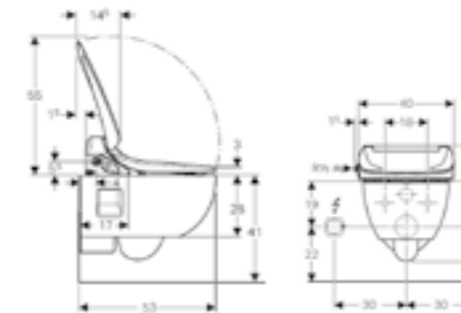
Design cover



Geberit AquaClean Tuma Classic
W 36 / D 52.3 / H 10.6cm
Enhancement solution.
Art. no. **Product Description** **RRP ex VAT**
146.078.11.1 White alpine £1,344.32



Geberit AquaClean 4000
W 40 / D 50.5 / H 15.5cm
Enhancement solution.
Art. no. **Product Description** **RRP ex VAT**
146.132.11.1 White alpine £791.67



Geberit AquaClean 4000 toilet enhancement solution with toilet ceramic
W 40 / D 52 / H 48.5cm
Enhancement solution and ceramic pan.
Art. no. **Product Description** **RRP ex VAT**
146.138.11.1 White alpine £1,178.00

TOILET ENHANCEMENT SOLUTIONS



Water supply connection set for Geberit concealed cisterns 12 / 15cm
Art. no. 240.635.00.1 **RRP ex VAT** £124.45



Conventional water supply connection set for Geberit AquaClean toilet enhancement solutions
Art. no. 242.553.00.1 **RRP ex VAT** £42.25



Water supply connection set for Geberit concealed cisterns 8 / 12cm
Art. no. 249.801.00.1 **RRP ex VAT** £74.96



Reinforced braided hose for Geberit Sigma concealed cistern 8cm
Art. no. 242.413.00.1 **RRP ex VAT** £43.44



Concealed outlet for drywall and solid wall construction
Art. no. 242.001.00.1 **RRP ex VAT** £28.84



For connecting Geberit AquaClean Tuma toilet enhancement solutions to exposed cisterns with left water supply connection
Art. no. 147.034.00.1 **RRP ex VAT** £75.68
 147.035.00.1 **RRP ex VAT** £101.88
 147.036.00.1 **RRP ex VAT** £125.15
 147.045.00.1 **RRP ex VAT** £38.50

TOILET COMPLETE SOLUTIONS



Water supply connection set for Geberit concealed cisterns 12 / 15cm, for Geberit AquaClean toilet complete solutions
Art. no. 147.020.00.1 **RRP ex VAT** £78.89



Water supply connection set for Geberit concealed cisterns 8 / 12cm
Art. no. 249.801.00.1 **RRP ex VAT** £74.96



Reinforced braided hose for Geberit Sigma concealed cistern 8cm
Art. no. 242.413.00.1 **RRP ex VAT** £43.44



Geberit outlet mounting box
Art. no. 242.837.00.1 **RRP ex VAT** £93.53



Conventional water supply connection set for Geberit AquaClean Sela / Tuma
Art. no. 147.045.00.1 **RRP ex VAT** £38.50

MONOLITH





Geberit Monolith sanitary modules offer new possibilities for bathroom design. With elegant surfaces and surprising functions. For designer bathrooms.



red dot design award
winner 2012



product
design award

2013



Winner



SUSTAINABLE
SoftTouch electronic dual flush.



EFFECTIVE
Ceramic honeycomb filter for air purification.



SENSITIVE
Brightness sensor for day/night detection.



INTELLIGENT
Sensor-controlled switch on function.



ATMOSPHERIC
Comfort light in different colours.



QUIET
Fan for odour extraction.



MONOLITH A SHINING LIGHT IN THE BATHROOM

FUNCTIONS FOR GREATER COMFORT

The premium sanitary module Geberit Monolith Plus offers state-of-the-art flush technology for toilets. Flush actuation is triggered by gently pressing the sensor buttons. A discreet orientation light that you can configure in seven different colours according to your taste and mood also shows the way to the toilet at night. An integrated odour extraction unit absorbs odours directly in the toilets so that nothing can diminish the freshness of your bathroom.

GREATER DESIGN FLEXIBILITY

The front cover is available in a range of finishes and colours. Finishes include concrete, slate-look stoneware and safety glass. The safety glass finish is available in; white, black, lava and sand grey. The side cladding is beautifully matched to the desired front finish with an anodised colourless aluminium cladding. This complements the white, sand grey and concrete look and cladding in black chrome to harmonise the lava, black and slate look finish variants.



MONOLITH



Floor standing
Monolith 101cm



Floor standing
Monolith 114cm



Wall-hung
Monolith 101cm



Wall-hung
Monolith 114cm



Wall-hung bidet
Monolith 101cm

MONOLITH PLUS



Floor standing
Monolith Plus 101cm



Floor standing
Monolith Plus 114cm



Wall-hung Monolith
Plus 101cm



Wall-hung Monolith
Plus 114cm

FINISHES

SIDE CLADDING




Aluminium



Black aluminium

FRONT




White glass



Sand grey glass




Black glass



Stoneware
concrete

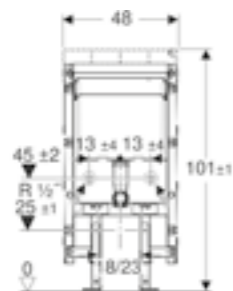


Lava glass



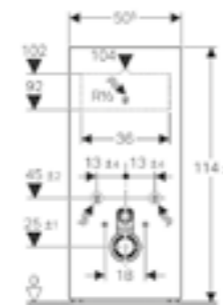
Slate





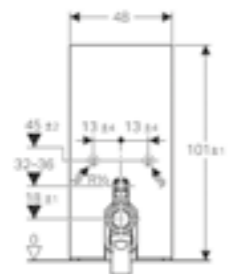
Geberit Monolith
W 48.2 / D 10.6 / H 101cm
Floor standing toilet, height 101cm.

Art. no.	Product Description	RRP ex VAT
131.185.00.5	Monolith sanitary module	£901.65
131.190.00.1	Set of cistern lid with side claddings, customer-specific: aluminium brushed	£283.51
131.191.00.1	Set of cistern lid with side claddings customer-specific: black chrome / aluminium brushed	£283.51



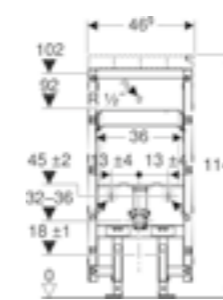
Geberit Monolith
W 50.5 / D 10.6 / H 114cm
Wall-hung toilet, height 114cm.

Art. no.	Product Description	RRP ex VAT
131.031.SI.5	White glass / aluminium	£1,381.86
131.031.JK.5	Lava glass / black chrome aluminium	£1,381.86
131.031.JL.5	Sand grey glass / aluminium	£1,381.86
131.031.JV.5	Stoneware concrete look / aluminium	£1,535.82
131.031.00.5	Stoneware slate look / black chrome aluminium	£1,535.82
131.031.SJ.6	Black glass / black chrome aluminium	£1,381.86



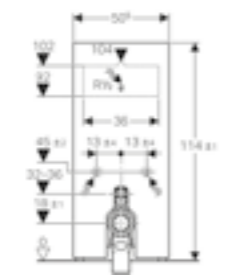
Geberit Monolith
W 48.2 / D 10.6 / H 101cm
Floor standing toilet, height 101cm.

Art. no.	Product Description	RRP ex VAT
131.002.SI.5	White glass / aluminium	£1,230.79
131.002.SL.5	Mint glass / aluminium	£1,160.80
131.002.JK.5	Lava glass / black chrome aluminium	£1,230.79
131.002.JL.5	Sand grey glass / aluminium	£1,230.79
131.002.SJ.6	Black glass / black chrome aluminium	£1,230.79
131.002.JV.5	Stoneware concrete look / aluminium	£1,383.52
131.002.00.5	Stoneware slate look / black chrome aluminium	£1,383.52



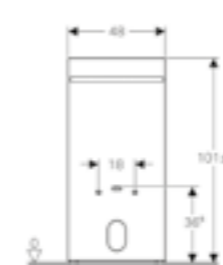
Geberit Monolith
W 46.9 / D 9.7 / H 114cm
For wall-hung WC, height 114cm, customisable.

Art. no.	Product Description	RRP ex VAT
131.187.00.5	Geberit Monolith sanitary module	£1,027.29
131.194.00.1	Set of cistern lid with side claddings, customer-specific: aluminium brushed	£300.05
131.195.00.1	Set of cistern lid with side claddings, customer-specific: black chrome / aluminium brushed	£300.05



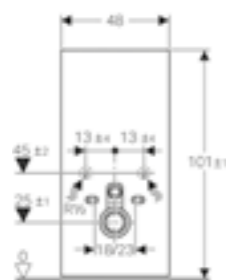
Geberit Monolith
W 50.5 / D 10.6 / H 114cm
Floor standing toilet, height 114cm.

Art. no.	Product Description	RRP ex VAT
131.033.SI.5	White glass / aluminium	£1,381.86
131.033.JK.5	Lava glass / black chrome aluminium	£1,381.86
131.033.JL.5	Sand grey glass / aluminium	£1,381.86
131.033.JV.5	Stoneware concrete look / aluminium	£1,535.82
131.033.00.5	Stoneware slate look / black chrome aluminium	£1,535.82
131.033.SJ.6	Stoneware slate look / black chrome aluminium	£1,381.86



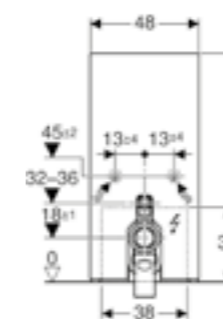
Geberit Monolith
W 48.2 / D 10.6 / H 101cm
Sanitary module for bidets.

Art. no.	Product Description	RRP ex VAT
131.030.SI.5	White glass / aluminium	£1,097.39
131.030.JL.5	Sand grey glass / aluminium	£1,097.39
131.030.JK.5	Lava glass / black chrome aluminium	£1,097.39
131.030.SJ.6	Black glass / black chrome aluminium	£1,097.39



Geberit Monolith
W 48.2 / D 10.6 / H 101cm
Wall-hung toilet, height 101cm.

Art. no.	Product Description	RRP ex VAT
131.021.SI.5	White glass / aluminium	£1,230.79
131.021.SL.5	Mint glass / aluminium	£1,160.80
131.021.JK.5	Lava glass / black chrome aluminium	£1,230.79
131.021.JL.5	Sand grey glass / aluminium	£1,230.79
131.021.JV.5	Stoneware concrete look / aluminium	£1,383.52
131.021.00.5	Stoneware slate look / black chrome aluminium	£1,383.52
131.021.SJ.6	Black glass / black chrome aluminium	£1,230.79



Geberit Monolith Plus
W 48.2 / D 10.6 / H 101cm
Floor standing toilet, height 101cm.

Art. no.	Product Description	RRP ex VAT
131.202.SI.7	White glass / aluminium	£2,181.83
131.202.JK.7	Lava glass / black chrome aluminium	£2,181.83
131.202.JL.7	Sand grey glass / aluminium	£2,181.83
131.202.JV.7	Stoneware concrete look / aluminium	£2,324.75
131.202.00.7	Stoneware slate look / black chrome aluminium	£2,324.75
131.202.SJ.7	Black glass / black chrome aluminium	£2,181.83

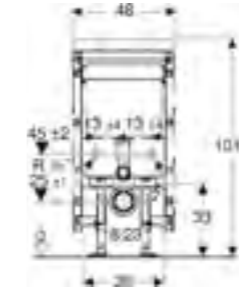




Geberit Monolith Plus

W 50.5 / D 10.6 / H 114cm
Floor standing toilet, height 114cm.

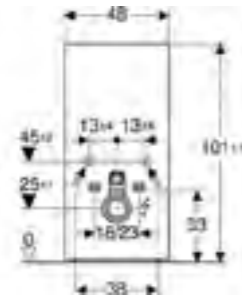
Art. no.	Product Description	RRP ex VAT
131.233.SI.7	White glass / aluminium	£2,321.11
131.233.JK.7	Lava glass / black chrome aluminium	£2,321.11
131.233.JL.7	Sand grey glass / aluminium	£2,321.11
131.233.JV.7	Stoneware concrete look / aluminium	£2,464.33
131.233.OO.7	Stoneware slate look / black chrome aluminium	£2,464.33
131.233.SJ.7	Black glass / black chrome aluminium	£2,321.11



Geberit Monolith Plus

W 48 / D 9.7 / H 101cm
For wall-hung WC, height 101cm, customisable.

Art. no.	Product Description	RRP ex VAT
131.186.00.5	Monolith Plus sanitary module	£1,576.25
131.192.00.1	Set of cistern lid with side claddings, customer-specific: aluminium brushed	£727.05
131.193.00.1	Set of cistern lid with side claddings, customer-specific: black chrome / aluminium brushed	£727.05



Geberit Monolith Plus

W 50.5 / D 10.6 / H 101cm
Wall-hung toilet, height 101cm.


Art. no.	Product Description	RRP ex VAT
131.221.SI.7	White glass / aluminium	£2,181.83
131.221.JK.7	Lava glass / black chrome aluminium	£2,181.83
131.221.JL.7	Sand grey glass / aluminium	£2,181.83
131.221.JV.7	Stoneware concrete look / aluminium	£2,324.75
131.221.OO.7	Stoneware slate look / black chrome aluminium	£2,324.75
131.221.SJ.7	Black glass / black chrome aluminium	£2,181.83



Geberit Monolith Plus

W 46.9 / D 9.7 / H 114cm
For wall-hung WC, height 114cm, customisable.

Art. no.	Product Description	RRP ex VAT
131.188.00.5	Monolith Plus sanitary module	£1,701.86
131.196.00.1	Set of cistern lid with side claddings, customer-specific: aluminium brushed	£743.58
131.197.00.1	Set of cistern lid with side claddings, customer-specific: black chrome / aluminium brushed	£743.58



Geberit Monolith Plus

W 50.5 / D 10.6 / H 114cm
Wall-hung toilet, height 114cm.

Art. no.	Product Description	RRP ex VAT
131.231.SI.7	White glass / aluminium	£2,321.11
131.231.JK.7	Lava glass / black chrome aluminium	£2,321.11
131.231.JL.7	Sand grey glass / aluminium	£2,321.11
131.231.JV.7	Stoneware concrete look / aluminium	£2,464.33
131.231.OO.7	Stoneware slate look / black chrome aluminium	£2,464.33
131.231.SJ.7	Black glass / black chrome aluminium	£2,321.11



GEO SHOWERING





The bathroom should be a reflection of both practicality and style. The Geberit Geo series provides a core range of framed shower enclosure products which deliver clear space saving solutions and outstanding value.

Excelling with its simple, stylish and practical design flexibility, Geo Showering offers quality and practicality in one enhanced solution.



PROFILE HANDLE DESIGN

Minimalistic profile handle design on all sliding partitions provides easy cleaning and increased stability.



PROCLEAN GLASS COATING

Proclean glass coating creates surface tension, making the glass easier to clean and also reducing the build up of water marks, limescale and soap scum.



SPRING LOADED BUFFERS

Provide an enhanced cushioning effect for improved acoustics when opening and closing the shower door, as well as smoother action when using the shower enclosure.



GEO PIVOT DOOR

The pivot door is ideal where space is available for an outward opening door, and can be used in a recess or with a side panel. It features a robust rise and fall pivoting system which adds rigidity and durability to the door opening.



GEO SLIDING DOOR

The sliding door enclosure provides a very generous showering space. It can be used in a recess or, with the addition of a side panel, it can be positioned in a corner.



GEO QUADRANT

The quadrant enclosure provides a distinctive and welcoming corner shape, and creates a good sized showering area without taking up too much room. Curved glass sliding doors are accessible from the front.




ROLLER SYSTEM

Enhanced traction across the upper and lower profiles of the shower enclosure, delivering improved acoustic benefits and a smoother door glide.




REVERSIBILITY

Doors and panels can be reversed for both left hand and right hand applications.



GLASS THICKNESS

6mm glass thickness as standard across all enclosures with 8mm upgrade available on sliding doors



GEO CORNER ENTRY

Sliding corner entry access doors provide extra showering space and make the corner entry enclosure an excellent alternative to a quadrant.



GEO BATH SCREEN

Designed for an over bath shower. The single panel bath screen hinges through 180° for easy access and cleaning. It can be fitted onto either a left or right hand wall.

6MM GLASS



760, 800 & 900mm
Pivot Door



800 & 900mm
Quadrant



800 & 900mm
Corner Entry



760, 800 & 900mm
Bifold Door



1000, 1100, 1200, 1400, 1500,
1600 & 1700mm Sliding Door

6MM GLASS



760, 800 & 900mm
Side Panel



800mm Single Panel
Bath Screen



1200, 1400 & 1500mm
Sliding Door



800, 900, 1000, 1100,
1200 & 1400mm
Walk-In Panel

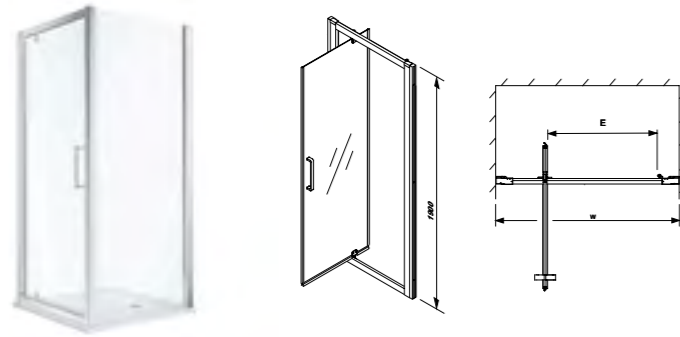
8MM GLASS



Scan for
further product
information



GEO PIVOT DOOR



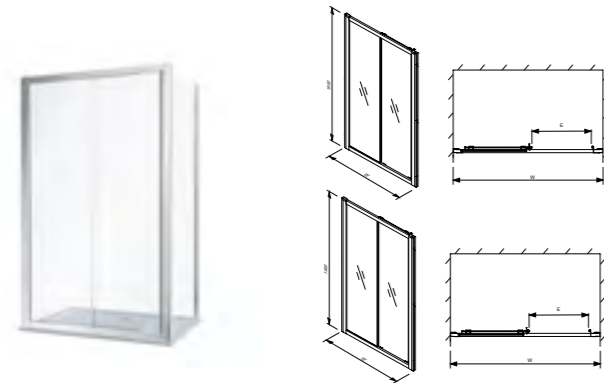
Art. no.	Product Description	RRP ex VAT
560.105.00.2	760mm Pivot Door, LH or RH	£313.46
560.115.00.2	800mm Pivot Door, LH or RH	£332.42
560.125.00.2	900mm Pivot Door, LH or RH	£361.28

GEO BI FOLD DOOR



Art. no.	Product Description	RRP ex VAT
560.106.00.2	760mm Bifold Door, LH or RH, 6mm glass	£410.15
560.116.00.2	800mm Bifold Door, LH or RH, 6mm glass	£423.84
560.126.00.2	900mm Bifold Door, LH or RH, 6mm glass	£437.50

GEO SLIDING DOOR



SLIDING DOOR 6MM THICK		
Art. no.	Product Description	RRP ex VAT
560.133.00.2	1000mm Sliding Door, LH or RH	£421.60
560.143.00.2	1100mm Sliding Door, LH or RH	£444.20
560.153.00.2	1200mm Sliding Door, LH or RH	£444.50
560.163.00.2	1400mm Sliding Door, LH or RH	£489.27
560.173.00.2	1500mm Sliding Door, LH or RH	£519.33
560.183.00.2	1600mm Sliding Door, LH or RH	£549.43
560.193.00.2	1700mm Sliding Door, LH or RH	£579.50

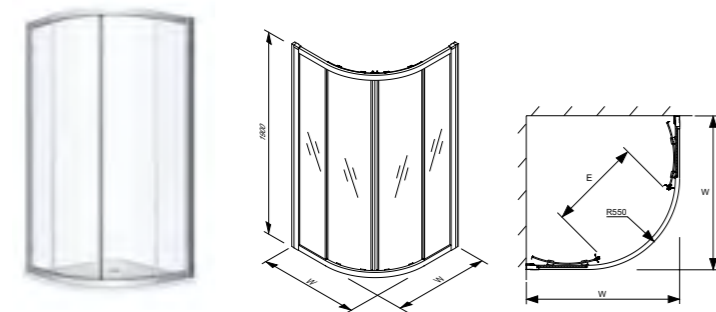
SLIDING DOOR 8MM THICK		
Art. no.	Product Description	RRP ex VAT
560.154.00.2	1200m Sliding Door, LH or RH	£680.25
560.164.00.2	1400mm Sliding Door, LH or RH	£691.85
560.174.00.2	1500mm Sliding Door, LH or RH	£703.28

GEO WALK IN FLAT PANEL



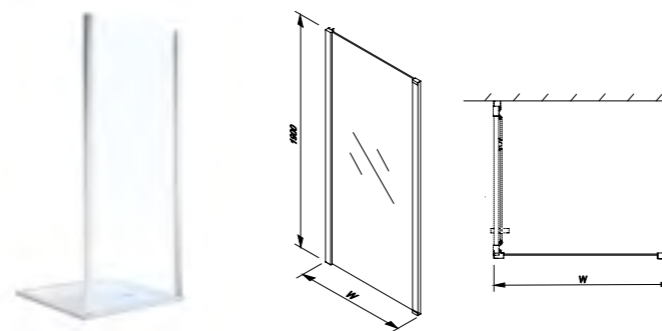
Art. no.	Product Description	RRP ex VAT
560.119.00.2	800mm Walk in Flat Panel 8mm glass	£370.63
560.129.00.2	900mm Walk in Flat Panel 8mm glass	£404.70
560.139.00.2	1000mm Walk in Flat Panel 8mm glass	£445.83
560.149.00.2	1100mm Walk in Flat Panel 8mm glass	£457.72
560.159.00.2	1200mm Walk in Flat Panel 8mm glass	£469.61
560.169.00.2	1400mm Walk in Flat Panel 8mm glass	£481.50

GEO QUADRANT



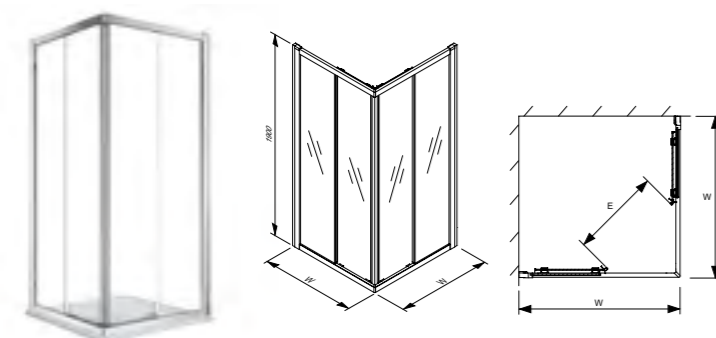
Art. no.	Product Description	RRP ex VAT
560.111.00.2	Shower Enclosure Quadrant 800mm 6mm	£512.15
560.121.00.2	Shower Enclosure Quadrant 900mm 6mm	£541.00

GEO SIDE PANELS



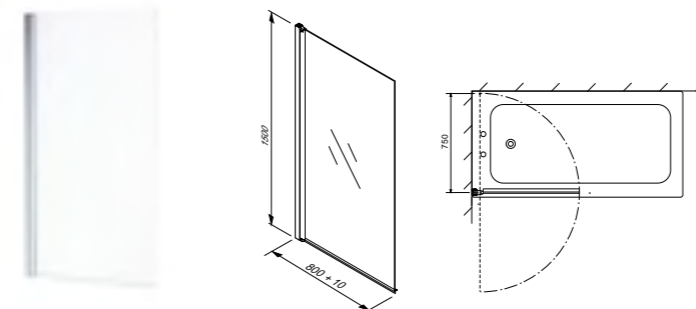
Art. no.	Product Description	RRP ex VAT
560.107.00.2	760mm Side Panel, LH or RH	£230.44
560.117.00.2	800mm Side Panel, LH or RH	£238.47
560.127.00.2	900mm Side Panel, LH or RH	£245.86

GEO CORNER ENTRY



Art. no.	Product Description	RRP ex VAT
560.112.00.2	Shower Enclosure Corner Entry 800mm 6mm	£604.61
560.122.00.2	Shower Enclosure Corner Entry 900mm 6mm	£617.20

GEO BATH SCREEN



Art. no.	Product Description	RRP ex VAT
560.118.00.2	1500mm x 800mm Single Panel Bath Screen, LH or RH	£219.35

ADDITIONAL PRODUCT

Art. no.	Product Description	RRP ex VAT
560.199.00.1	Geo extension profile 25mm for extra adjustment	£38.04

OPTION MIRRORS AND MIRROR CABINETS





Illuminated mirrors and mirror cabinets are a real focal point in the bathroom. The Geberit Option series offers a comprehensive selection that provides the perfect soft light for your bathroom routine. **Creating washbasin centre pieces in any bathroom.**



OPTION MIRRORS AND MIRROR CABINETS


GLOWING EXAMPLES OF REFLECTIVE STYLE

Illuminated mirrors and mirror cabinets from Geberit bring soft ambient lighting to the heart of the bathroom, creating a warm, homely atmosphere. The illuminated mirrors are equipped with two vertical light strips, creating dazzle free illumination, with larger mirrors also featuring a horizontal light strip at the top.

The Geberit Option mirror cabinets also include two horizontal light strips with individual sensor control switches. In addition, subtle washbasin lighting is also integrated on the bottom edge and is activated by a light-touch sensor switch with orientation light.

The cabinets impress both visually with their all-round mirroring and functionally with doors featuring internal mirrors, and a soft closing mechanism.

The elegant glass shelves are height adjustable. An interior power outlet is provided for hairdryers, electric toothbrushes and shavers.



OPTION PLUS MIRRORS AND MIRROR CABINETS



Interior power outlet with USB connection: for recharging mobile devices.



Overhead LED cover for soft ambient lighting.



Generous space for cosmetic items.



Practical: includes a built in magnifying mirror and a magnetic holder.



OPTION



60, 80, 100, 120 & 140cm square illuminated mirror

OPTION ROUND



50, 60, 75 & 90cm round illuminated mirror

OPTION OVAL



60/80cm oval illuminated mirror

OPTION PLUS



40, 60, 75, 90, 105, 120, 135 & 160cm square illuminated mirror with direct and indirect lighting - with and without lighting at the top




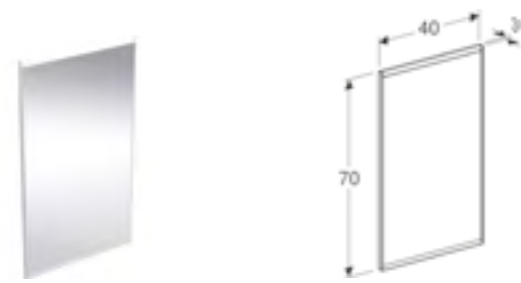
60mm Option Plus 2 door cabinet with functional and ambient lighting



90 & 120cm Option Plus 3 door cabinets with functional and ambient lighting


FINISHES






40cm Option Plus illuminated mirror
 W 40 / D 3 / H 70cm
 With direct and indirect lighting, dimmable and antimist function.

Art. no.	Product Description	RRP ex VAT
502.780.14.1	Black matt aluminium anodised	£929.25
502.780.00.1	Aluminium anodised	£903.00




120cm Option Plus illuminated mirror
 W 120 / D 3 / H 70cm
 With direct and indirect lighting, dimmable and antimist function.

Art. no.	Product Description	RRP ex VAT
502.785.14.1	Black matt aluminium anodised	£1,260.00
502.785.00.1	Aluminium anodised	£1,288.50



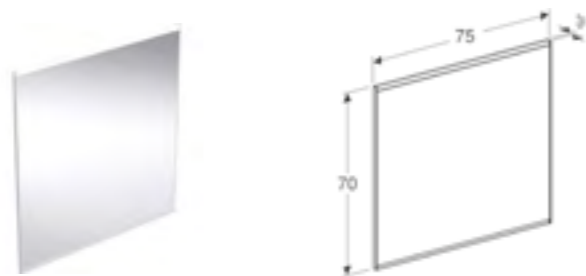
60cm Option Plus illuminated mirror
 W 60 / D 3 / H 70cm
 With direct and indirect lighting, dimmable and antimist function.

Art. no.	Product Description	RRP ex VAT
502.781.14.1	Black matt aluminium anodised	£960.75
502.781.00.1	Aluminium anodised	£934.50




136cm Option Plus illuminated mirror
 W 136 / D 3 / H 70cm
 With direct and indirect lighting, dimmable and antimist function.

Art. no.	Product Description	RRP ex VAT
502.786.14.1	Black matt aluminium anodised	£1,428.50
502.786.00.1	Aluminium anodised	£1,401.75



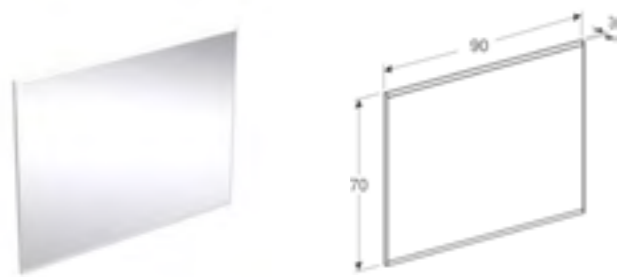
75cm Option Plus illuminated mirror
 W 75 / D 3 / H 70cm
 With direct and indirect lighting, dimmable and antimist function.

Art. no.	Product Description	RRP ex VAT
502.782.14.1	Black matt aluminium anodised	£1,044.75
502.782.00.1	Aluminium anodised	£1,013.25



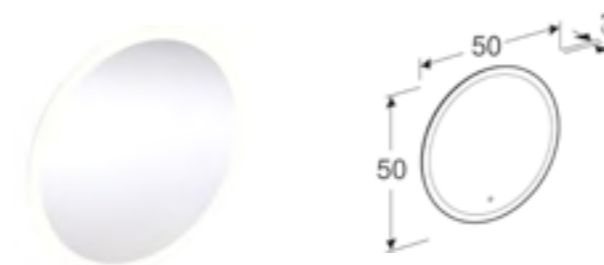
160cm Option Plus illuminated mirror
 W 160 / D 3 / H 70cm
 With direct and indirect lighting, dimmable and antimist function.

Art. no.	Product Description	RRP ex VAT
502.787.14.1	Black matt aluminium anodised	£1,627.50
502.787.00.1	Aluminium anodised	£1,575.00



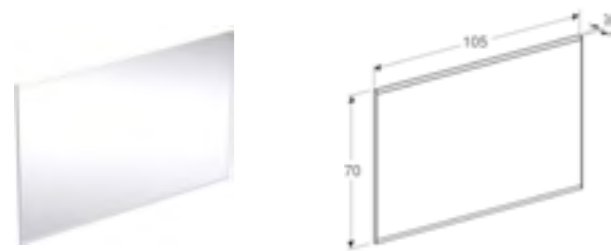
90cm Option Plus illuminated mirror
 W 90 / D 3 / H 70cm
 With direct and indirect lighting, dimmable and antimist function.

Art. no.	Product Description	RRP ex VAT
502.783.14.1	Black matt aluminium anodised	£1,113.00
502.783.00.1	Aluminium anodised	£1,081.50



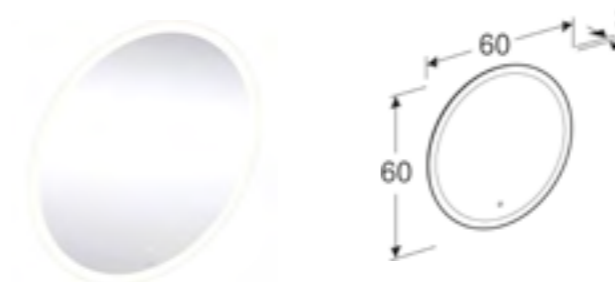
50cm Option illuminated mirror
 W 50 / D 3.5 / H 50cm
 With direct and indirect lighting, dimmable.

Art. no.	RRP ex VAT
502.796.00.1	£619.50



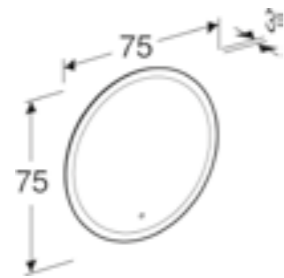
105cm Option Plus illuminated mirror
 W 105 / D 3 / H 70cm
 With direct and indirect lighting, dimmable and antimist function.

Art. no.	Product Description	RRP ex VAT
502.784.14.1	Black matt aluminium anodised	£1,170.75
502.784.00.1	Aluminium anodised	£1,139.25



60cm Option illuminated mirror
 W 60 / D 3.5 / H 60cm
 With direct and indirect lighting, dimmable.

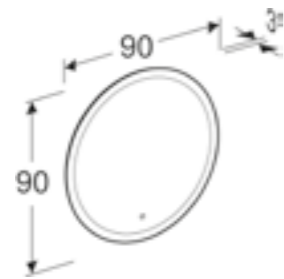
Art. no.	RRP ex VAT
502.797.00.1	£703.50



75cm Option illuminated mirror
W 75 / D 3.5 / H 75cm
With direct and indirect lighting, dimmable.

Art. no.
502.798.00.1

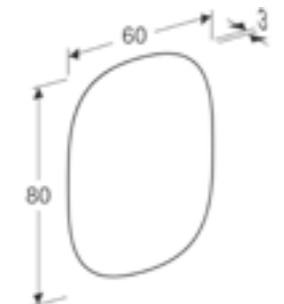
RRP ex VAT
£798.00



90cm Option illuminated mirror
W 90 / D 3.5 / H 90cm
With direct and indirect lighting, dimmable.

Art. no.
502.799.00.1

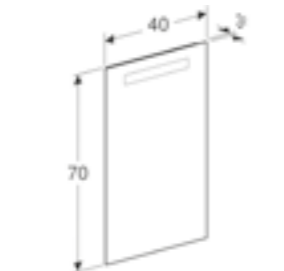
RRP ex VAT
£913.50



60/80cm Option illuminated oval mirror
W 60 / D 3 / H 80cm
Can be installed as a 60cm or 80cm width mirror.

Art. no.
502.800.00.1

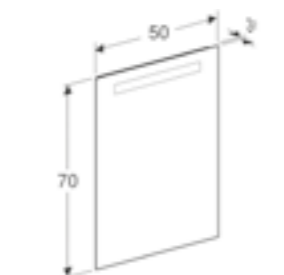
RRP ex VAT
£456.75



40cm Option illuminated mirror with lighting at the top
W 40 / D 3.2 / H 70cm
Mechanical switch, LED lighting.

Art. no. **Product Description**
502.803.00.1 Aluminium anodised

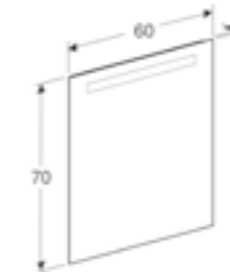
RRP ex VAT
£309.75



50cm Option illuminated mirror with lighting at the top
W 50 / D 3.2 / H 70cm
Mechanical switch, LED lighting.

Art. no. **Product Description**
502.804.00.1 Aluminium anodised

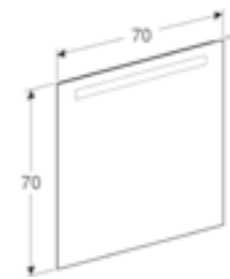
RRP ex VAT
£320.25



60cm Option illuminated mirror with lighting at the top
W 60 / D 3.2 / H 70cm
Mechanical switch, LED lighting.

Art. no. **Product Description**
502.805.00.1 Aluminium anodised

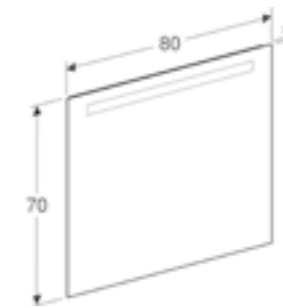
RRP ex VAT
£341.25



70cm Option illuminated mirror with lighting at the top
W 70 / D 3.2 / H 70cm
Mechanical switch, LED lighting.

Art. no. **Product Description**
502.806.00.1 Aluminium anodised

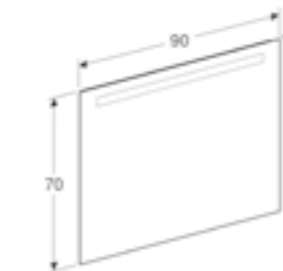
RRP ex VAT
£351.75



80cm Option illuminated mirror with lighting at the top
W 80 / D 3.2 / H 70cm
Mechanical switch, LED lighting.

Art. no. **Product Description**
502.807.00.1 Aluminium anodised

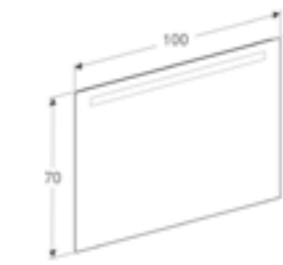
RRP ex VAT
£367.50



90cm Option illuminated mirror with lighting at the top
W 90 / D 3.2 / H 70cm
Mechanical switch, LED lighting.

Art. no. **Product Description**
502.808.00.1 Aluminium anodised

RRP ex VAT
£378.00



100cm Option illuminated mirror with lighting at the top
W 100 / D 3.2 / H 70cm
Mechanical switch, LED lighting.

Art. no. **Product Description**
502.809.00.1 Aluminium anodised

RRP ex VAT
£420.00



120cm Option illuminated mirror with lighting at the top
W 120 / D 3.2 / H 70cm
Mechanical switch, LED lighting.

Art. no.	Product Description	RRP ex VAT
502.810.00.1	Aluminium anodised	£446.25



120cm Option illuminated mirror with lighting at the top
W 120 / D 3.2 / H 90cm
Mechanical switch, LED lighting.

Art. no.	Product Description	RRP ex VAT
502.815.00.1	Aluminium anodised	£551.25



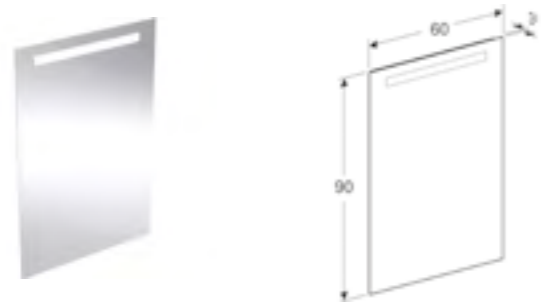
140cm Option illuminated mirror with lighting at the top
W 140 / D 3.2 / H 70cm
Mechanical switch, LED lighting.

Art. no.	Product Description	RRP ex VAT
502.811.00.1	Aluminium anodised	£477.75



140cm Option illuminated mirror with lighting at the top
W 140 / D 3.2 / H 90cm
Mechanical switch, LED lighting.

Art. no.	Product Description	RRP ex VAT
502.816.00.1	Aluminium anodised	£609.00



60cm Option illuminated mirror with lighting at the top
W 60 / D 3.2 / H 90cm
Mechanical switch, LED lighting.

Art. no.	Product Description	RRP ex VAT
502.812.00.1	Aluminium anodised	£409.50



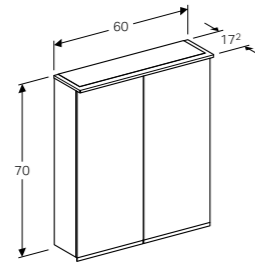
80cm Option illuminated mirror with lighting at the top
W 80 / D 3.2 / H 90cm
Mechanical switch, LED lighting.

Art. no.	Product Description	RRP ex VAT
502.813.00.1	Aluminium anodised	£441.00



100cm Option illuminated mirror with lighting at the top
W 100 / D 3.2 / H 90cm
Mechanical switch, LED lighting.

Art. no.	Product Description	RRP ex VAT
502.814.00.1	Aluminium anodised	£488.25



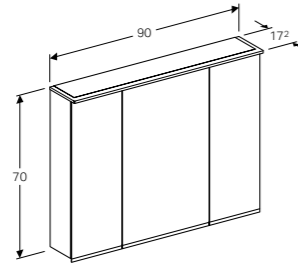
60cm option plus mirror cabinet with functional and ambient lighting, two doors

W 60 / D 17.2 / H 70cm

LED lighting, indirect lighting, touch sensor switch for the upper light, touch sensor switch for the bottom light, power socket, USB port, mirrored body, mirrored back side, doors mirrored on both sides, movable shelves. The Option Plus mirror cabinets also include a magnetic accessory holder.

Art. no.
500.595.P5.1

RRP ex VAT
£961.25



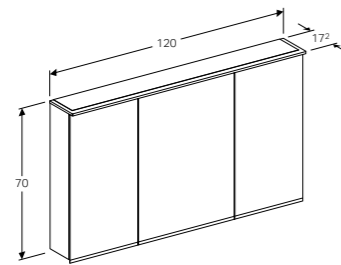
90cm option plus mirror cabinet with functional and ambient lighting, three doors

W 90 / D 17.2 / H 70cm

LED lighting, indirect lighting, touch sensor switch for the upper light, touch sensor switch for the bottom light, power socket, USB port, mirrored body, mirrored back side, doors mirrored on both sides, movable shelves. The Option Plus mirror cabinets also include a magnetic accessory holder.

Art. no.
500.596.P5.1

RRP ex VAT
£1,159.32



120cm option plus mirror cabinet with functional and ambient lighting, three doors

W 120 / D 17.2 / H 70cm

LED lighting, indirect lighting, touch sensor switch for the upper light, touch sensor switch for the bottom light, power socket, USB port, mirrored body, mirrored back side, doors mirrored on both sides, movable shelves. The Option Plus mirror cabinets also include a magnetic accessory holder.

Art. no.
500.597.P5.1

RRP ex VAT
£1,357.60



GEBERIT FLUSH PLATES





Design and functionality work in perfect harmony, with attractive concealed frames and beautiful flush plates suitable for your home.

Geberit Sigma, Omega, Kappa and Delta flush plates are the finishing touch for your bathroom. Combining visual elegance, beautiful finishes and innovative technology, they can be a reflection of your own individual style. All Geberit Duofix frames are stylishly concealed behind the wall to give your bathroom a sleek finish.

IT'S ALL ABOUT THE FINISHING TOUCH.

Complete your concealed cistern or Duofix frame with a Geberit flush plate. With over 180 finishes available across our Sigma, Omega, Delta and Kappa ranges for you to choose from, you'll be able to find a flush plate to suit your personal style and taste.



RECTANGULAR FLUSH PLATES



Geberit Sigma30



Geberit Sigma30 single flush



Geberit Sigma50




Geberit Sigma50




Geberit Sigma70



Geberit Omega30



Geberit Omega60



Geberit Kappa50



Geberit Delta35



Geberit Delta50



ROUND FLUSH PLATES



Geberit Sigma01



Geberit Sigma10



Geberit Sigma20



Geberit Sigma21




Geberit Omega20



Geberit Kappa20



Geberit Kappa21



Geberit Delta25



TOUCHLESS FLUSH PLATES AND PUSH BUTTONS



Geberit Sigma10



Geberit Sigma10 touchless and manual



Geberit Sigma80



Geberit Type10 flush button




ROUND REMOTE PUSH BUTTONS

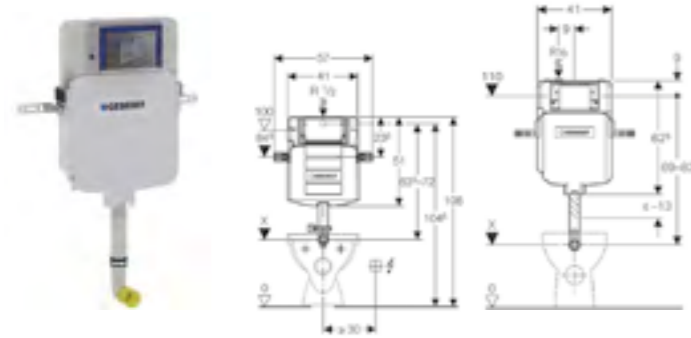


Geberit Sigma flush button



Scan to discover all colours and finishes

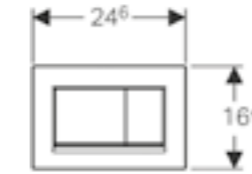




Geberit Sigma concealed cistern, 6/3 litres

Art. no.	Product Description	RRP ex VAT
109.792.00.1	8cm cistern, installation height 120cm	£254.95
109.309.00.5	12cm cistern, installation height 108cm	£199.62

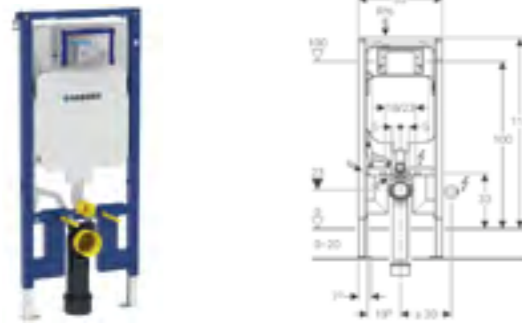
RECTANGULAR



Geberit Sigma30

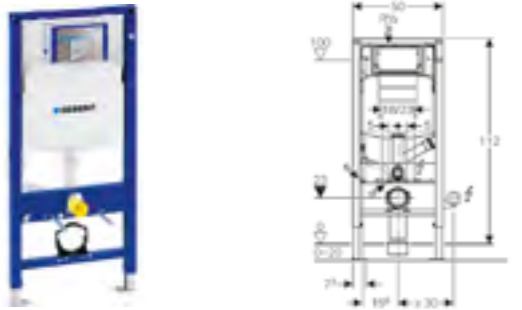
W 24.6 / D 1.2 / H 16.4cm

Art. no.	Product Description	RRP ex VAT
115.883.KJ.1	White / gloss chrome / white	£112.48
115.883.KK.1	White / gold-plated / white	£123.79
115.883.KH.1	Gloss chrome / matt chrome / gloss chrome	£139.27
115.883.KM.1	Black / gloss chrome / black	£123.79
115.883.JQ.1	Anti-fingerprint coating: matt chrome / gloss chrome / matt chrome	£119.43
115.883.JT.1	Anti-fingerprint coating: matt white / gloss chrome / matt white	£119.43
115.883.14.1	Anti-fingerprint coating: matt black / gloss chrome / matt black	£119.43
115.883.11.1	White / matt white / white	£132.69
115.883.01.1	Anti-fingerprint coating: matt white / white / matt white	£183.24
115.883.16.1	Anti-fingerprint coating: matt black / black / matt black	£183.24
115.883.DW.1	Black / matt black / black	£132.69



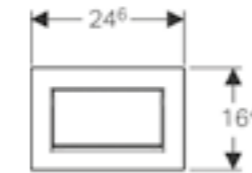
Geberit Duofix toilet frame with Sigma cistern 8cm

Art. no.	Product Description	RRP ex VAT
111.799.00.3	Installation height 114cm	£514.63



Geberit Duofix toilet frame with Sigma cistern 12cm

Art. no.	Product Description	RRP ex VAT
111.383.00.3	Includes drainage and brackets, 112cm	£434.01

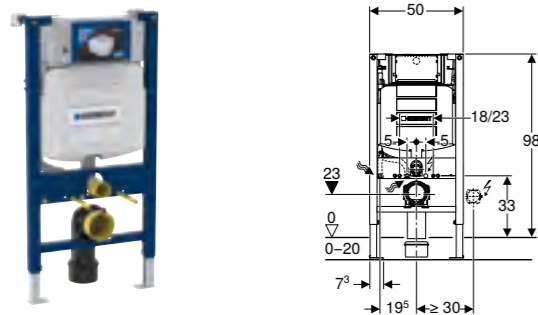


Geberit Sigma30

W 24.6 / D 1.2 / H 16.4cm.

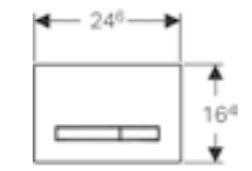
For stop-and-go flush, screwable

Art. no.	Product Description	RRP ex VAT
115.893.KJ.1	White / gloss chrome / white	£201.16
115.893.KX.1	Chrome brushed / gloss chrome / chrome brushed	£232.10
115.893.KY.1	Gloss chrome / chrome brushed / gloss chrome	£232.10
115.893.JT.1	Anti-fingerprint coating: matt white / gloss chrome/matt white	£199.05
115.893.14.1	Anti-fingerprint coating: matt black / gloss chrome / matt black	£199.05



Geberit Duofix toilet frame with Sigma cistern 12cm

Art. no.	Product Description	RRP ex VAT
111.911.00.3	Installation height 98cm	£395.44



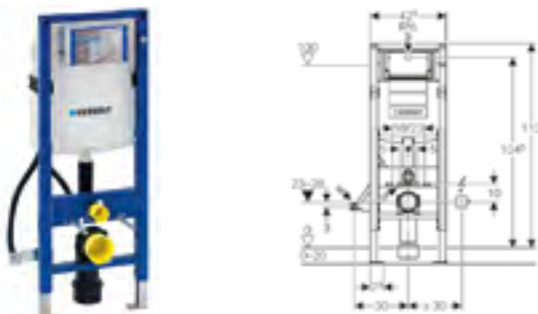
Geberit Sigma50

W 24.6 / D 1.16 - 1.36 / H 16.4cm

Art. no.	Product Description	RRP ex VAT
115.788.11.2	White alpine / chrome plated	£253.57
115.788.DW.2	Jet black RAL 9005 / chrome plated	£253.57
115.788.21.2	Gloss chrome plated / chrome plated	£416.58
115.788.GH.2	Brushed chrome / chrome plated	£416.58
115.788.SD.2	Smoked glass reflective / chrome plated	£314.89
115.788.00.2	Customisable / chrome plated	£248.01
115.788.JM.2	Slate glass / chrome plated	£416.58
115.788.JK.2	Lava glass / chrome plated	£314.89
115.788.JL.2	Sand grey glass / chrome plated	£314.89
115.788.JV.2	Concrete effect / chrome plated	£416.58
115.788.JX.2	Black walnut / chrome plated	£599.37
115.788.00.1	Customer specific / customised	£248.01

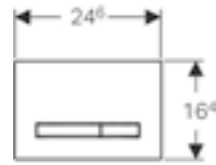


SPECIAL APPLICATIONS



Geberit Duofix toilet frame with Sigma cistern 12cm

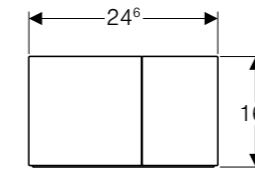

Art. no.	Product Description	RRP ex VAT
111.352.00.5	Less-abled installation, 112cm	£560.56



Geberit Sigma50 - Metal finish Red Gold

W 24.6 / D 1.16 - 1.36 / H 16.4cm

Art. no.	Product Description	RRP ex VAT
115.670.11.2	Red gold / white	£508.69
115.670.DW.2	Red gold / black	£508.69
115.670.JM.2	Red gold / mustang slate	£691.91
115.670.JV.2	Red gold / concrete look	£691.91
115.670.JX.2	Red gold / black walnut	£881.14
115.670.00.2	Red gold / customised	£502.74



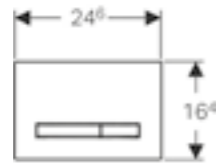
Geberit Sigma70

W 24.6 / D 1.1 / H 16.4cm

Art. no.	Product Description	RRP ex VAT
115.622.JK.1	Glass lava	£449.82
115.622.JL.1	Glass sand grey	£449.82
115.622.SJ.1	Glass black	£449.82
115.622.FW.1	Stainless steel	£494.61
115.622.14.1	Stainless steel black matt painted	£494.61
115.622.SI.1	Glass white	£449.82
115.622.JT.1	Stainless steel white matt painted	£494.61



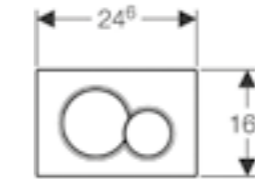


ROUND



Geberit Sigma50 - Metal finish Black Chrome

W 24.6 / D 1.16 - 1.36 / H 16.4cm

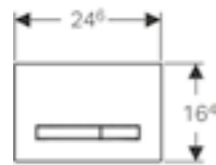
Art. no.	Product Description	RRP ex VAT
115.671.11.2	Black chrome / white	£508.69
115.671.DW.2	Black chrome / black	£508.69
115.671.JM.2	Black chrome / mustang slate	£691.91
115.671.JV.2	Black chrome concrete look	£691.91
115.671.JX.2	Black chrome / black walnut	£881.14
115.671.00.2	Black chrome / customised	£502.74



Geberit Sigma01

W 24.6 / D 1.3 / H 16.4cm

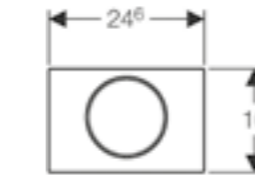
Art. no.	Product Description	RRP ex VAT
115.770.11.5	White alpine	£69.21
115.770.DW.5	Jet black RAL 9005	£84.32
115.770.21.5	Gloss chrome	£81.30
115.770.KA.5	Gloss chrome / matt chrome	£98.57
115.770.DT.5	Fine brass galvanised	£323.17
115.770.LA.5	White/ yellow / green	£126.92
115.770.LB.5	White / blue / red	£126.92
115.770.JQ.5	Anti-fingerprint coating: matt chrome	£78.28



Geberit Sigma50 - Metal finish Brass

W 24.6 / D 1.16 - 1.36 / H 16.4cm

Art. no.	Product Description	RRP ex VAT
115.672.11.2	Brass / white	£508.69
115.672.DW.2	Brass / black	£508.69
115.672.JM.2	Brass / mustang slate	£691.91
115.672.JV.2	Brass / concrete look	£691.91
115.672.JX.2	Brass / black walnut	£881.14
115.672.00.2	Brass / customised	£502.74



Geberit Sigma10

W 24.6 / D 1.4 / H 16.4cm

Art. no.	Product Description	RRP ex VAT
115.758.KJ.5	White / gloss chrome / white	£93.95
115.758.KK.5	White / gold-plated / white	£116.15
115.758.KH.5	Gloss chrome / matt chrome / gloss chrome	£127.81
115.758.KM.5	Black / gloss chrome / black	£116.15
115.758.SN.5	Stainless steel brushed / polished / brushed	£190.59
115.758.JT.5	Anti-fingerprint coating: matt white / gloss chrome / matt white	£192.42
115.758.14.5	Anti-fingerprint coating: matt black / gloss chrome / matt black	£192.42
115.787.SN.5	Anti-fingerprint coating & anti-vandal stainless steel: brushed / polished / brushed	£240.33
115.758.JQ.5	Anti-fingerprint coating: matt chrome / gloss chrome / matt chrome	£127.80

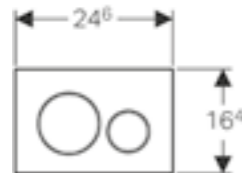


Geberit Sigma60

W 21.4 / D 2.4 - 5 / H 13.2cm

Art. no.	Product Description	RRP ex VAT
115.640.SI.1	White glass / gloss chrome plated	£541.60
115.640.SJ.1	Black glass / gloss chrome plated	£541.60
115.640.JK.1	Lava / gloss chrome plated	£541.60
115.640.JL.1	Sand grey / gloss chrome plated	£541.60
115.640.GH.1	Chrome brushed / gloss chrome plated	£541.60

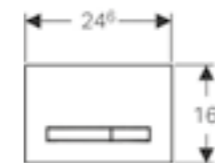





Geberit Sigma20

W 24.6 / D 1.2 / H 16.4cm

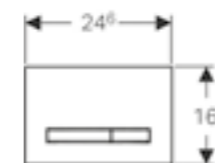
Art. no.	Product Description	RRP ex VAT
115.882.KJ.1	White / gloss chrome / white	£100.58
115.882.KK.1	White / gold-plated / white	£116.07
115.882.KH.1	Gloss chrome / matt chrome / gloss chrome	£131.51
115.882.KM.1	Black / gloss chrome / black	£116.07
115.882.SN.1	Stainless steel brushed / polished / brushed	£201.54
115.882.11.1	White / matt white / white	£119.43
115.882.DW.1	Black / matt black / black	£119.43
115.882.JQ.1	Anti-fingerprint coating: matt chrome / gloss chrome / matt chrome	£119.43
115.882.JT.1	Anti-fingerprint coating: matt white / gloss chrome / matt white	£119.43
115.882.14.1	Anti-fingerprint coating: matt black / gloss chrome / matt black	£119.43
115.889.SN.1	Anti-vandal brushed stainless steel / brushed polished / brushed	£229.83
115.882.01.1	Anti-fingerprint coating: matt white / white / matt white	£164.93
115.882.16.1	Anti-fingerprint coating: matt black / black / matt black	£164.93



Geberit Sigma21 - Metal finish Black Chrome

W 24.6 / D 1.4 / H 16.4cm

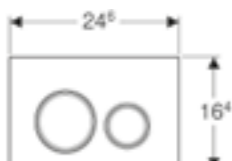
Art. no.	Product Description	RRP ex VAT
115.651.SI.1	Black chrome / white	£573.83
115.651.SJ.1	Black chrome / black	£573.83
115.651.JM.1	Black chrome / mustang slate	£681.91
115.651.JV.1	Black chrome concrete look	£681.91
115.651.JX.1	Black chrome / black walnut	£881.14
115.651.00.1	Black chrome / customised	£502.74



Geberit Sigma21 - Metal finish Brass

W 24.6 / D 1.4 / H 16.4cm

Art. no.	Product Description	RRP ex VAT
115.652.SI.1	Brass / white	£573.83
115.652.SJ.1	Brass / black	£573.83
115.652.JM.1	Brass / mustang slate	£681.91
115.652.JV.1	Brass / concrete look	£681.91
115.652.JX.1	Brass / black walnut	£881.14
115.652.00.1	Brass / customised	£502.74



Geberit Sigma21

W 24.6 / D 1.4 / H 16.4cm

Art. no.	Product Description	RRP ex VAT
115.884.SI.1	White glass / chrome plated / white glass	£314.89
115.884.SJ.1	Black glass / chrome plated / black glass	£314.89
115.884.JK.1	Lava glass / chrome plated / lava glass	£314.89
115.884.JL.1	Sand grey glass / chrome plated / sand grey glass	£314.89
115.884.JV.1	Concrete effect / chrome plated / concrete effect	£416.58
115.884.JX.1	Black walnut / chrome plated / black walnut	£599.37
115.884.JM.1	Slate / chrome plated / slate	£416.58
115.884.00.1	Customisable	£248.01



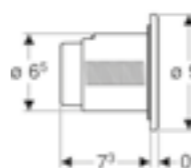
FLUSH BUTTONS



Geberit remote flush button Type01 Single flush

W 9.4 / D 7.3 / H 9.4cm
For Sigma 8cm single flush.

Art. no.	Product Description	RRP ex VAT
116.041.11.1	White alpine	£72.94
116.041.21.1	Gloss chrome plated	£87.53
116.041.46.1	Matt chrome plated	£87.53



Geberit Sigma 8cm dual flush

W 9.4 / D 7.3 / H 9.4cm

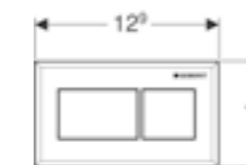
Art. no.	Product Description	RRP ex VAT
116.043.11.1	White alpine	£80.22
116.043.21.1	Gloss chrome plated	£94.82
116.043.46.1	Matt chrome plated	£94.82



Geberit Sigma21 - Metal finish Red Gold

W 24.6 / D 1.4 / H 16.4cm

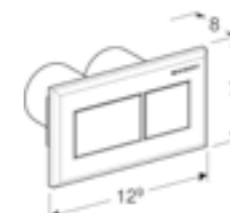
Art. no.	Product Description	RRP ex VAT
115.650.SI.1	Red gold / white	£573.83
115.650.SJ.1	Red gold / black	£573.83
115.650.JM.1	Red gold / mustang slate	£681.91
115.650.JV.1	Red gold / concrete look	£681.91
115.650.JX.1	Red gold / black walnut	£881.14
115.650.00.1	Red gold / customised	£502.74



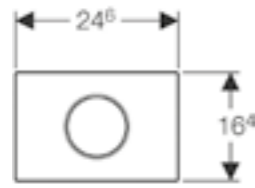
Geberit Remote square flush controls

W 12.9 / D 8 / H 7.4cm
Battery powered version also available.
For Sigma 8cm cistern.

Art. no.	Product Description	RRP ex VAT
116.053.GH.1	Brushed chrome	£231.90
116.053.KA.1	Bright chrome plated	£116.54
116.053.KT.1	White high gloss / brushed chrome plated	£116.54
116.053.KV.1	Black high gloss / chrome plated	£116.54
116.054.21.1	Protruding design, gloss chrome plated	£131.68



TOUCHLESS



Geberit Sigma10 touchless

W 24.6 / D 1.4 / H 16.4cm
Battery powered version also available.

Art. no.	Product Description	RRP ex VAT
115.907.KJ.1	White / gloss chrome	£662.92
115.907.KK.1	White / gold-plated	£646.32
115.907.KL.1	White / matt chrome	£662.92
115.907.KN.1	Matt chrome / gloss chrome	£679.46
115.907.KH.1	Gloss chrome / matt chrome	£679.46
115.907.KM.1	Black / gloss chrome	£662.92
115.907.SN.1	Stainless steel brushed / polished	£745.77



Geberit Sigma80

W 24.7 / D 1 / H 16.4cm
For Sigma 12cm cistern.

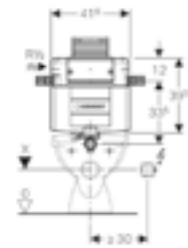
Art. no.	Product Description	RRP ex VAT
116.090.SM.1	Glass reflective	£1,325.00
116.090.SG.1	Black glass	£1,325.00



Geberit Sigma80

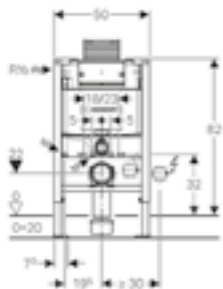
W 24.7 / D 1 / H 16.4cm
For Sigma 8cm cistern.

Art. no.	Product Description	RRP ex VAT
116.092.SM.1	Glass reflective	£1,325.00
116.092.SG.1	Black glass	£1,325.00



Geberit Omega concealed cistern 12cm, 6/3 litres

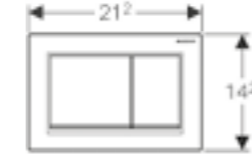
Art. no.	Product Description	RRP ex VAT
109.041.00.1	Installation height 82cm	£284.11



Geberit Duofix toilet frame with Omega cistern 12cm

Art. no.	Product Description	RRP ex VAT
111.004.00.3	Installation height 82cm	£441.00

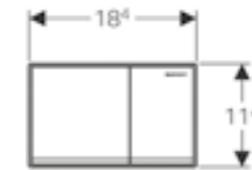
RECTANGULAR



Geberit Omega30

W 21.2 / D 1 / H 14.2cm

Art. no.	Product Description	RRP ex VAT
115.080.KJ.1	White / gloss chrome / white	£118.37
115.080.KK.1	White / gold-plated / white	£130.21
115.080.KH.1	Gloss chrome / matt chrome / gloss chrome	£142.06
115.080.KM.1	Black / gloss chrome / black	£130.21
115.080.JQ.1	Anti-fingerprint coating: matt chrome / gloss chrome / matt chrome	£142.06



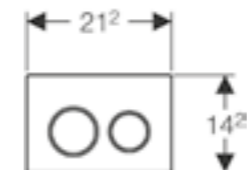
Geberit Omega60

W 18.4 / D 2.4 - 9 / H 11.4cm

Art. no.	Product Description	RRP ex VAT
115.081.SI.1	White glass / gloss chrome plated	£552.42
115.081.SJ.1	Black glass / gloss chrome plated	£552.42
115.081.GH.1	Chrome brushed / brushed chrome plated	£552.42
115.081.JK.1	Lava / gloss chrome plated	£552.42
115.081.JL.1	Sand grey / gloss chrome plated	£552.42



ROUND

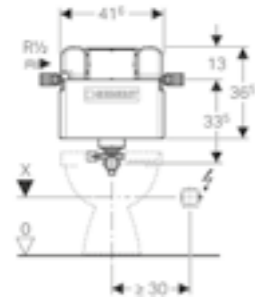


Geberit Omega20

W 21.2 / D 1 / H 14.2cm

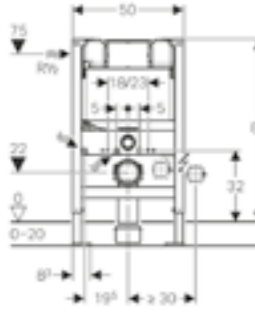
Art. no.	Product Description	RRP ex VAT
115.085.KJ.1	White / gloss chrome / white	£131.13
115.085.KK.1	White / gold-plated / white	£142.06
115.085.KH.1	Gloss chrome / matt chrome / gloss chrome	£157.83
115.085.KM.1	Black / gloss chrome / black	£142.06
115.085.JQ.1	Anti fingerprint coating: matt chrome / gloss chrome / matt chrome	£157.83





Geberit Kappa concealed cistern, 6/3 litres

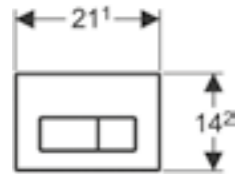
Art. no.	Product Description	RRP ex VAT
109.205.00.1	Installation height 82cm	£189.63



Geberit Duofix toilet frame with Kappa cistern 15cm

Art. no.	Product Description	RRP ex VAT
111.260.00.3	Installation height 82cm	£409.60

RECTANGULAR



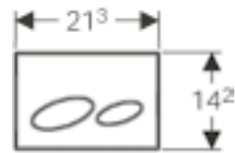
Geberit Kappa50

W 21.1 / D 1.5 / H 14.2cm

Art. no.	Product Description	RRP ex VAT
115.260.11.1	White alpine	£162.32
115.260.21.1	Gloss chrome	£162.32
115.260.46.1	Matt chrome	£162.32
115.258.00.1	Brushed stainless steel	£162.32



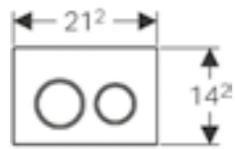
ROUND



Geberit Kappa20

W 21.3 / D 1.6 / H 14.2cm

Art. no.	Product Description	RRP ex VAT
115.228.11.1	White alpine	£60.92
115.228.21.1	Gloss chrome	£75.03
115.228.46.1	Matt chrome	£75.03

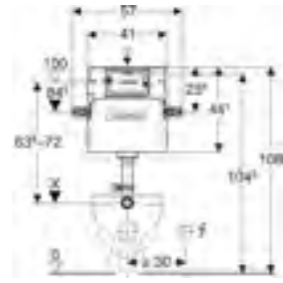


Geberit Kappa21

W 21.2 / D 1 / H 14.2cm

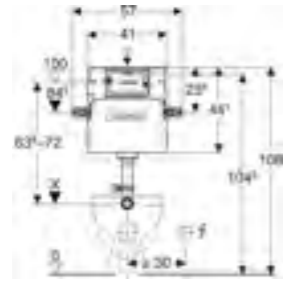
Art. no.	Product Description	RRP ex VAT
115.240.KH.1	Gloss chrome / matt chrome / gloss chrome	£132.37
115.240.KJ.1	White / gloss chrome / white	£104.49
115.240.KK.1	White / gold-plated / white	£124.01
115.240.KM.1	Black / gloss chrome / black	£124.01
115.240.KN.1	Matt chrome / gloss chrome / matt chrome	£132.37





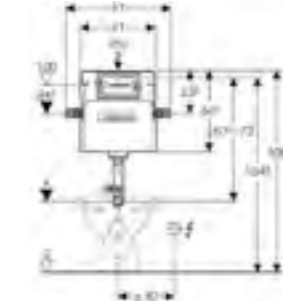
Geberit Delta concealed cistern 12cm, 6/3 litres

Art. no. 109.103.21.2 **Product Description** With Delta20 flush plate gloss chrome plated **RRP ex VAT** £173.38



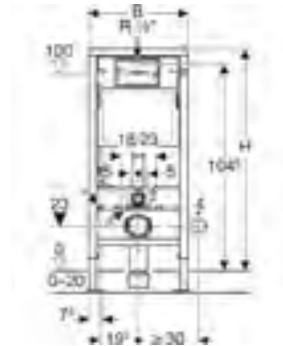
Geberit Delta concealed cistern 12cm, 6/3 litres

Art. no. 109.104.21.2 **Product Description** With Delta30 flush plate gloss chrome plated **RRP ex VAT** £173.38



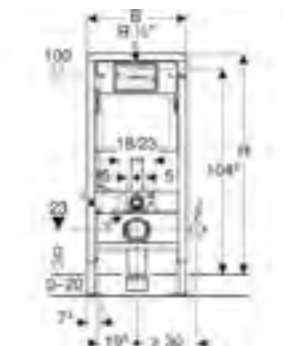
Geberit Delta concealed cistern 12cm, 6/3 litres

Art. no. 109.105.00.1 **Product Description** Installation height 112cm **RRP ex VAT** £119.26



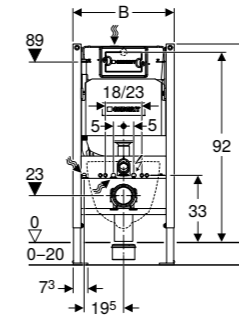
Geberit Duofix frame for wall-hung toilet with Delta cistern 12cm

Art. no. 458.118.21.2 **Product Description** Installation height 112cm, with Delta20 Flush plate gloss chrome plated **RRP ex VAT** £278.39



Geberit Duofix frame for wall-hung toilet with Delta cistern 12cm

Art. no. 458.119.21.2 **Product Description** Installation height 112cm, with Delta30 Flush plate gloss chrome plated **RRP ex VAT** £278.39



Geberit Duofix element for wall-hung WC, 98cm, with Delta concealed cistern 12cm

Art. no. 458.145.00.1 **Product Description** Installation height 98cm **RRP ex VAT** £203.28



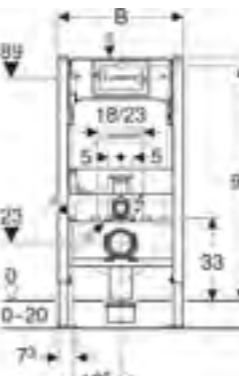
Geberit Duofix frame for wall-hung toilet, with Delta concealed cistern 12cm

Art. no. 458.132.00.1 **Product Description** Installation height 112cm **RRP ex VAT** £233.33



Geberit Duofix element for wall-hung WC, with Delta concealed cistern 12cm and Delta20 flush plate

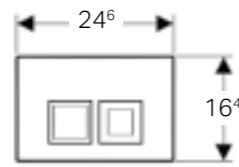
Art. no. 458.151.21.1 **Product Description** Installation height 98cm **RRP ex VAT** £261.83



Geberit Duofix element for wall-hung WC, with Delta concealed cistern 12cm and Delta20 flush plate

Art. no. 458.152.21.1 **Product Description** Installation height 98cm **RRP ex VAT** £261.83

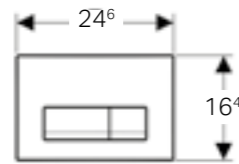
RECTANGULAR



Geberit Delta35

W 24.6 / H 16.4 / D 2.5cm

Art. no.	Product Description	RRP ex VAT
115.135.11.5	White alpine	£44.44
115.135.21.5	Gloss chrome plated	£60.96
115.135.46.5	Matt chrome plated	£60.96



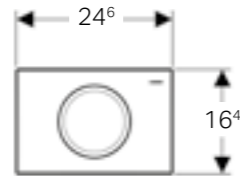
Geberit Delta50

W 24.6 / H 16.4 / D 2.6cm

Art. no.	Product Description	RRP ex VAT
115.105.11.5	White alpine	£56.96
115.105.21.5	Gloss chrome plated	£83.08
115.105.46.5	Matt chrome plated	£83.09
115.119.DW.5	Black	£83.09
115.119.14.1	Matt black	£83.09



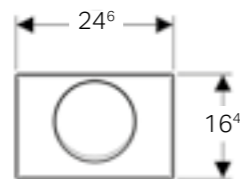
ROUND



Geberit Delta15

W 24.6 / H 16.4 / D 2.5cm
Stop and go flush, gloss chrome plated.

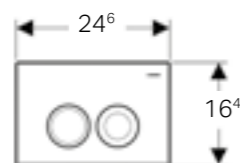
Art. no.	Product Description	RRP ex VAT
115.120.21.5	Gloss chrome plated	£62.49



Geberit Delta10

W 24.6 / H 16.4 / D 3cm
Stop and go flush, screwable.

Art. no.	Product Description	RRP ex VAT
115.101.00.5	Stainless steel	£73.58



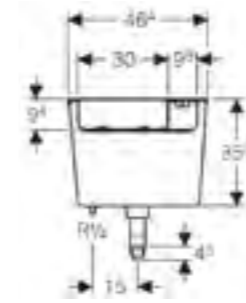
Geberit Delta25

W 24.6 / H 16.4 / D 3.1cm

Art. no.	Product Description	RRP ex VAT
115.125.11.5	White alpine	£44.44
115.125.21.5	Gloss chrome plated	£60.96
115.125.46.5	Matt chrome plated	£60.96



FRAMES, CISTERNS AND FLUSH BUTTONS FOR FURNITURE



Geberit low-height cistern, 6/3 litres, pneumatic flush actuation for single or dual flush buttons

Art. no.	Product Description	RRP ex VAT
109.721.00.2	Installation height 79cm	£66.22

To order additionally - Type 01 or Type 10 pneumatic button* (or similar)



Geberit Duofix frame for wall-hung toilet, 79cm, with low-height cistern

Art. no.	Product Description	RRP ex VAT
111.207.00.2	Duofix element for wall-hung WC, 79 cm, with low-height cistern	£370.69

To order additionally - Type 01 or Type 10 pneumatic button* (or similar)

TYPE10 INFRA-RED BUTTON

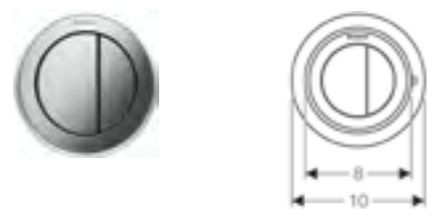


Geberit WC flush controls Type10

W 9.4 / D 7.3 / H 9.4cm
Electronic flush actuation, dual flush, IR button.

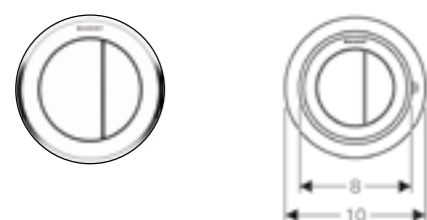
Art. no.	Product Description	RRP ex VAT
115.936.14.6	Black matt, Sigma, mains operation	£635.00
115.937.14.6	Black matt, Sigma, battery operation	£611.33
115.956.14.6	Black matt, Omega, mains operation	£715.83
115.956.NS.6	Brushed stainless, Omega, mains operation	£715.83
115.936.SN.6	Brushed stainless, Sigma, mains operation	£715.83

TYPE10 PNEUMATIC BUTTONS



Geberit remote flush button Type10 Dual flush
W 10 / D 0.6 / H 10cm
For Sigma concealed cistern 8 cm, concealed actuator.

Art. no.	Product Description	RRP ex VAT
116.056.KH.1	Gloss chrome / matt chrome	£120.22
116.056.KJ.1	White / gloss chrome	£112.70
116.056.KK.1	White / gold	£172.79
116.056.KM.1	Black / gloss chrome	£120.22
116.056.KN.1	Matt chrome / gloss chrome	£120.22
116.056.16.1	Black matt-coated, easy-to-clean coated, black	£72.94
116.056.DW.1	Black, matt black	£87.53
116.056.JQ.1	Matt chrome-coated, easy-to-clean coated, polished	£87.53



Geberit remote flush button Type10
W 10 / D 0.6 / H 10cm
For furniture.

Art. no.	Product Description	RRP ex VAT
116.057.KJ.1	White / gloss chrome	£112.70
116.057.KK.1	White / gold	£172.79
116.057.KH.1	Gloss chrome / matt chrome	£120.22
116.057.KN.1	Matt chrome / gloss chrome	£120.22
116.057.KM.1	Black / gloss chrome	£120.22
116.057.SN.1	Brushed stainless steel / polished	£277.13
116.057.16.1	Black matt-coated, easy-to-clean coated, black	£72.94
116.057.DW.1	Black, matt black	£87.53
116.057.JQ.1	Matt chrome-coated, easy-to-clean coated, polished	£87.53

For solid wall

116.055.KH.1	Gloss chrome / matt chrome	£120.22
116.055.KJ.1	White	£112.70
116.055.KK.1	White / gold	£172.79
116.055.KM.1	Matt black / chrome plated	£120.22
116.055.KN.1	Brushed stainless steel	£120.22
116.055.16.1	Black matt-coated, easy-to-clean coated, black	£72.94
116.055.DW.1	Black, matt black	£87.53
116.055.JQ.1	Matt chrome-coated, easy-to-clean coated, polished	£87.53

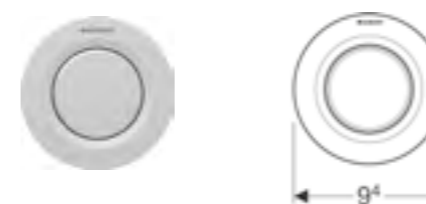


TYPE01 BUTTONS



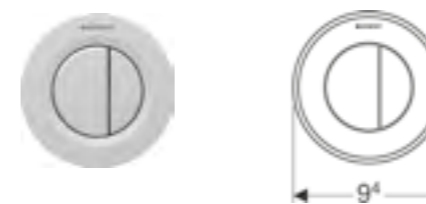
Geberit remote flush button Type01 Single flush
W 9.4 / D 7.3 / H 9.4cm
For furniture.

Art. no.	Product Description	RRP ex VAT
116.040.11.1	White alpine	£72.94
116.040.21.1	Gloss chrome plated	£87.53
116.040.46.1	Matt chrome plated	£87.53
116.040.JQ.1	Matt chrome-coated, easy-to-clean coated	£87.53



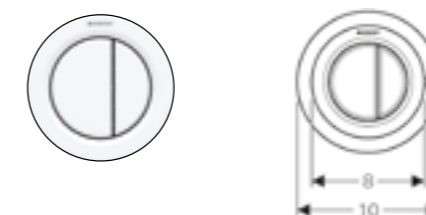
Geberit remote flush actuation, pneumatic Type01 single flush
W 9.4 / D 7.3 / H 9.4cm
For Sigma concealed cistern 8 cm, concealed actuator.

Art. no.	Product Description	RRP ex VAT
116.041.JQ.1	Matt chrome-coated, easy-to-clean coated	£87.53



Geberit remote flush actuation, pneumatic Type01 dual flush
W 9.4 / D 7.3 / H 9.4cm
For Sigma concealed cistern 8 cm, concealed actuator.

Art. no.	Product Description	RRP ex VAT
116.043.JQ.1	Matt chrome-coated, easy-to-clean coated	£87.53



Geberit remote flush button Type01
W 10 / D 0.6 / H 10cm
For furniture.

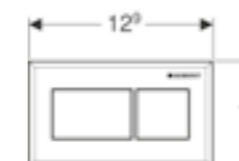
Art. no.	Product Description	RRP ex VAT
116.050.11.1	White	£80.22
116.050.21.1	Gloss chrome plated	£94.82
116.050.46.1	Matt chrome plated	£94.82
116.050.JQ.1	Matt chrome-coated, easy-to-clean coated	

For solid wall

116.042.11.1	White alpine	£80.22
116.042.21.1	Gloss chrome plated	£94.82
116.042.46.1	Matt chrome plated	
116.042.JQ.1	Matt chrome-coated, easy-to-clean coated	£94.82
116.044.11.1	Protruding design, white alpine	£82.64

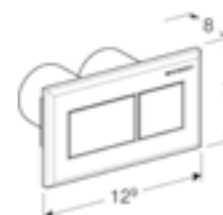


REMOTE

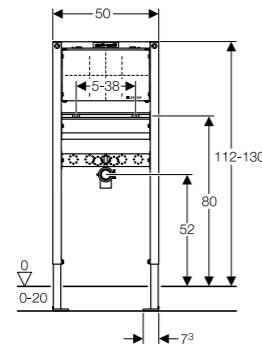


Geberit Remote square flush controls
W 12.9 / D 7.4 / H 8cm

Art. no.	Product Description	RRP ex VAT
116.051.GH.1	Brushed chrome	£231.90
116.051.KA.1	Bright chrome plated	£116.54
116.051.KT.1	White high gloss / brushed chrome plated	£116.54
116.051.KV.1	Black high gloss / chrome plated	£116.54
116.052.21.1	Protruding design, gloss chrome plated	£131.68

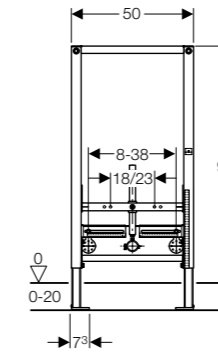


WASHBASIN AND BIDET FRAMES



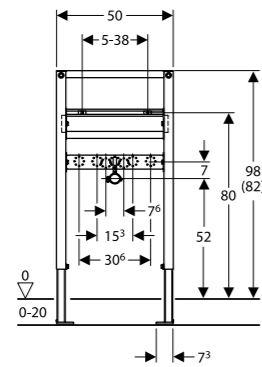
Geberit Duofix frame for washbasin, 112 - 130cm, wall-mounted tap, concealed

Art. no.	Product Description	RRP ex VAT
111.493.00.1	With PreWall brackets, backplate elbows and chrome isolating valves	£245.10
111.567.00.1	130cm washbasin, wall mounted tap with concealed function box	£448.76
111.568.00.1	130cm washbasin, wall mounted tap with concealed function box and concealed trap	£522.31



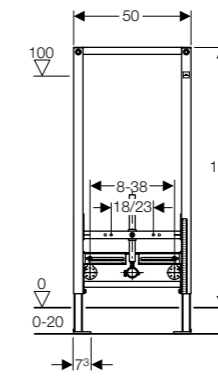
Geberit Duofix frame for bidet, 98cm, Universal

Art. no.	Product Description	RRP ex VAT
111.544.00.1	With wall brackets, backplate elbows and chrome isolating valves	£446.82



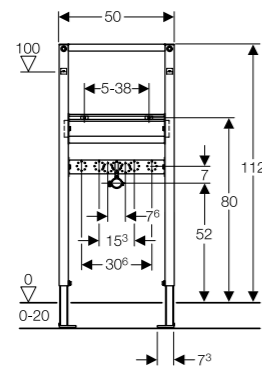
Geberit Duofix frame for washbasin, 82 - 98cm, deck-mounted tap

Art. no.	Product Description	RRP ex VAT
111.494.00.1	With PreWall brackets, backplate elbows and chrome isolating valves	£304.54



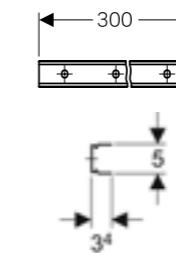
Geberit Duofix frame for bidet, 112cm, Universal

Art. no.	Product Description	RRP ex VAT
111.545.00.1	With wall brackets, backplate elbows and chrome isolating valves	£403.27



Geberit Duofix frame for washbasin, 112cm deck-mounted tap

Art. no.	Product Description	RRP ex VAT
111.495.00.1	With wall brackets, backplate elbows and chrome isolating valves	£261.98
111.554.00.1	Concealed trap	£367.83
111.566.00.1	Concealed function box and concealed trap	£441.41

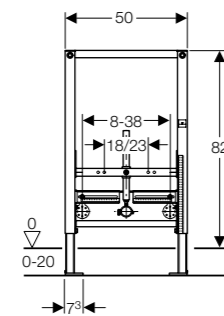


Geberit Duofix system rail set

Art. no.	Product Description	RRP ex VAT
111.878.00.1	2 x 3m rails	£66.01

Geberit Duofix stud, room-height

Art. no.	Product Description	RRP ex VAT
111.871.00.1	220-280cm	£85.39
111.872.00.1	260-320cm	£87.40
111.873.00.1	300-360cm	£89.46
111.874.00.1	340-400cm	£91.50



Geberit Duofix frame for bidet, 82cm, Universal

Art. no.	Product Description	RRP ex VAT
111.543.00.1	With wall brackets, backplate elbows and chrome isolating valves	£446.82

ACCESSORIES

Odour extraction and insert for Geberit DuoFresh stick



Geberit DuoFresh module with automatic activation and insert for Geberit DuoFresh stick, for Sigma concealed cistern 12cm

Art. no.	Product Description	RRP ex VAT
115.050.21.2	Gloss chrome plated	£409.24
115.050.BZ.2	Anthracite grey RAL 7016	£402.62

Geberit DuoFresh module with manual activation and insert for Geberit DuoFresh stick, for Sigma concealed cistern 12cm

Art. no.	Product Description	RRP ex VAT
115.051.21.2	Gloss chrome plated	£329.63
115.051.BZ.2	Anthracite grey RAL 7016	£322.98

Geberit DuoFresh module with automatic activation and insert for Geberit DuoFresh stick, for Sigma concealed cistern 8cm

Art. no.	Product Description	RRP ex VAT
115.052.21.2	Gloss chrome plated	£409.24
115.052.BZ.2	Anthracite grey RAL 7016	£402.62

Geberit DuoFresh module with manual activation and insert for Geberit DuoFresh stick, for Sigma concealed cistern 8cm

Art. no.	Product Description	RRP ex VAT
115.053.21.2	Gloss chrome plated	£329.63
115.053.BZ.2	Anthracite grey RAL 7016	£322.98

Insert for Geberit DuoFresh stick



Insert for Geberit DuoFresh stick, for Sigma concealed cistern 12cm

Art. no.	Product Description	RRP ex VAT
115.062.21.1	Gloss chrome plated	£79.62
115.062.BZ.1	Anthracite grey RAL 7016	£72.98

Insert for Geberit DuoFresh stick, for Sigma concealed cistern 8cm

Art. no.	Product Description	RRP ex VAT
115.063.21.1	Gloss chrome plated	£79.62
115.063.BZ.1	Anthracite grey RAL 7016	£72.98

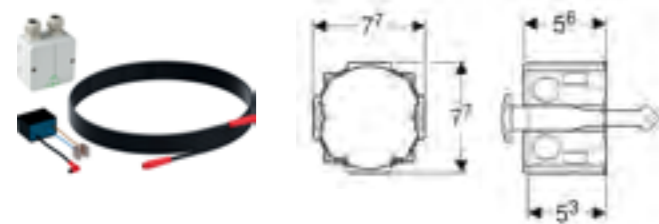
Geberit DuoFresh stick

Art. no.	RRP ex VAT
244.186.00.1	£6.17



Power supply unit 230 V / 12 V / 50 Hz, with voltage supply cable, 1.8 m, for outlet mounting box

Art. no.	RRP ex VAT
115.335.00.1	£85.95



230 V / 12 V / 50 Hz power supply unit, with 1.8 m voltage supply cable and combination outlet mounting box, for outlet mounting box


Art. no.	RRP ex VAT
115.336.00.1	£130.40

WASTE



Geberit waste outlet, space-saving model
With external waste plug with push actuation.

Art. no.	RRP ex VAT
152.071.21.1	£74.87



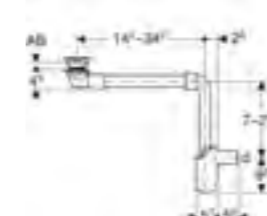
Geberit 1 1/4" x 50mm running waste for basins with no overflow

Art. no.	Product Description	RRP ex VAT
152.050.21.1	Chrome Plated	£91.99
152.050.14.1	Black Matt	£91.99



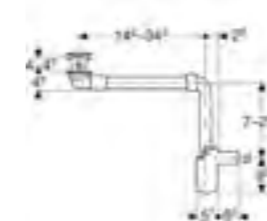
Geberit 1 1/4" x 80mm running waste chrome plated for basins with no overflow

Art. no.	Product Description	RRP ex VAT
152.080.21.1	Chrome Plated	£91.99
152.080.14.1	Black Matt	£91.99



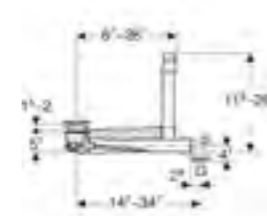
Geberit washbasin drain, space-saving model, slim design, with free outlet and valve cover; d=32mm, G-1 1/4", gloss chrome plated

Art. no.	RRP ex VAT
152.084.21.1	£89.25



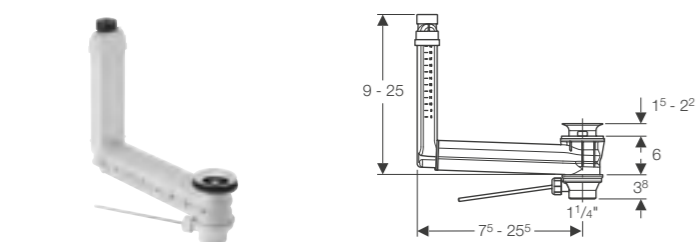
Geberit washbasin drain, space-saving model, with free outlet and valve cover; d=32mm, G-1 1/4", gloss chrome plated

Art. no.	RRP ex VAT
152.091.21.1	£89.25



Geberit washbasin connector clou, space-saving model, slim design, with lever actuation and valve cover; d=32mm, gloss chrome plated

Art. no.	RRP ex VAT
152.013.21.1	£100.80



Geberit washbasin connector clou with lever actuation for basins with no overflow
Art. no. 152.018.00.1 **RRP ex VAT** £94.63



Geberit waste outlet, space-saving model, slim design, with free outlet and valve cover: gloss chrome plated
Art. no. 152.081.21.1 **RRP ex VAT** £47.25



Geberit waste outlet, space-saving model, slim design, with external waste plug and lever actuation: G=1 1/4"
Art. no. 152.070.21.1 **RRP ex VAT** £67.20



Geberit 1 1/4" plastic bottle trap with connection bend white
Art. no. 500.129.00.1 **RRP ex VAT** £31.19



Geberit bottle trap with dip tube, for washbasin, connector BSP, horizontal outlet: gloss chrome plated
Art. no. 151.039.21.1 **RRP ex VAT** £72.86



Geberit bottle trap with dip tube for washbasin, space-saving model, horizontal outlet: d=32mm, G=1 1/4", white alpine
Art. no. 151.116.11.1 **RRP ex VAT** £52.83

Geberit adaptor
Art. no. 243.134.00.1 **RRP ex VAT** £34.92



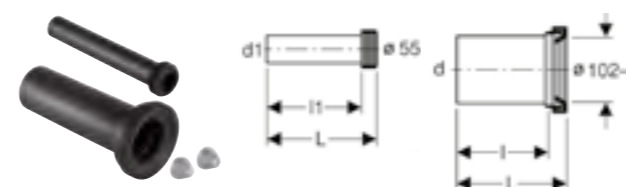
Geberit fastening set for washbasins
Art. no. 500.121.00.1 **RRP ex VAT** £21.40



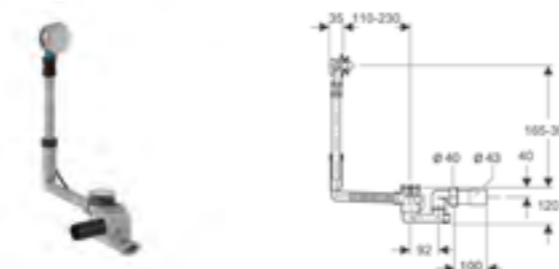
Geberit fastening set for handrinse washbasins
Art. no. 500.122.00.1 **RRP ex VAT** £21.40



Fastening material for handrinse basin, with cover caps
Art. no. 502.768.00.1 **Product Description** Chrome plated **RRP ex VAT** £25.00



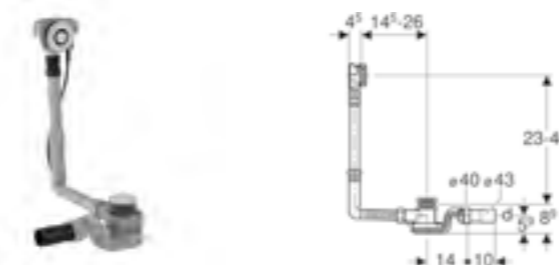
Geberit connection set 300mm in length for wall-hung toilets
Art. no. 152.441.46.1 **RRP ex VAT** £57.48



Geberit bath drain with turn handle actuation
 With ready-to-fit-set and straight connector: gloss chrome plated.
Art. no. 150.535.21.6 **Product Description** D 52 / L 23cm **RRP ex VAT** £87.15
 150.536.21.6 **Product Description** D 52 / L 70cm **RRP ex VAT** £97.65



Geberit bath drain with turn handle actuation and inlet
 With ready-to-fit-set and straight connector: gloss chrome plated.
Art. no. 150.712.21.6 **Product Description** D 52 / L 23cm **RRP ex VAT** £237.30
 150.713.21.6 **Product Description** D 52 / L 70cm **RRP ex VAT** £247.80



Geberit bath drain with push actuation PushControl
 With ready-to-fit-set and straight connector: gloss chrome plated.
Art. no. 150.770.21.6 **Product Description** D 52 / L 26cm **RRP ex VAT** £136.50
 150.771.21.6 **Product Description** D 52 / L 50cm **RRP ex VAT** £147.00
 150.772.21.6 **Product Description** D 52 / L 60cm **RRP ex VAT** £147.00



COLOURS AND MATERIALS

The way that surfaces look and feel has a determining influence on the style and impression of a bathroom's interior. Geberit therefore offers bathroom furniture, sanitary modules and flush plates in a variety of different materials and colours. All in the name of achieving the perfect bathroom.

IT'S ALL ABOUT YOUR TASTE



WHITE, MATT COATED

GEBERIT VARIFORM cover plate

LAVA, MATT COATED

GEBERIT VARIFORM body, front and cover plate
GEBERIT RENOVA PLAN body, front
GEBERIT SELNOVA SQUARE body, front
GEBERIT SELNOVA SQUARE S body, front

WHITE, HIGH-GLOSS COATED

GEBERIT VARIFORM body, front
GEBERIT SELNOVA SQUARE body, front
GEBERIT RENOVA PLAN body, front
GEBERIT SELNOVA COMPACT body, front

SAND GREY, HIGH-GLOSS COATED

GEBERIT SMYLE SQUARE, front

LIGHT GREY, HIGH-GLOSS COATED

GEBERIT SELNOVA COMPACT, front

CHROME

GEBERIT SELNOVA SQUARE S Feet, skirting boards
GEBERIT SELNOVA COMPACT Feet, skirting boards

LIGHT HICKORY, WOOD-TEXTURED


GEBERIT SELNOVA SQUARE S body, front
GEBERIT RENOVA PLAN body, front

HICKORY, WOOD-TEXTURED

GEBERIT VARIFORM body, front and cover plate
GEBERIT SELNOVA SQUARE S body, front
GEBERIT RENOVA PLAN body, front

OAK, WOOD-TEXTURED MELAMINE

GEBERIT VARIFORM body, front and cover plate





**Geberit Sales Ltd
Geberit House
Edgehill Drive
Warwick
CV34 6NH**

**T 01926 516800
F 01926 400101
E enquiries@geberit.co.uk**

Literature 0800 007 5133

www.geberit.co.uk

Whilst every care has been taken to ensure that the information included in this document was accurate at the time of printing, we reserve the right to change product specifications at any time without prior notice. The photographs reproduced in this publication are within the constraints of the printing process and are not to be used for matching purposes. All photographs are used for approximate representation only and may not show the actual products on offer. The Customer shall, in addition of the net purchase price, pay to The Company the amount of any Value Added Tax or other sales tax at the rate in force at the time the Goods are invoiced. E&OE.